

COMMUNICABLE DISEASE FOR CURRENT WEEK, 2013 AND 2014, JOHORE STATE

DISEASE	THIS EPID WEEK		MEDIAN 2009-2013	CUMULATIVE	
	2014	2013		2014	2013
NOTIFIABLE DISEASES					
1. CHANCROID	0	0	0	0	0
2. CHOLERA	0	0	0	0	0
3. DENGUE FEVER	87	116	44	2263(7)	1390
DENGUE HAEMORRHAGIC FEVER	1	0	3	17(5)	32
4. DIPHTHERIA	0	0	0	0	0
5. DYSENTERY (all types)	0	0	0	1	0
6. EBOLA	0	0	0	0	0
7. FOOD POISONING (episode)	0	0	0	26	15
FOOD POISONING (case)	0	0	0	1090	508
8. GONOCOCCAL INFECTION (all forms)	2	0	2	41	57
9. HAND, FOOT & MOUTH DISEASE (HFMD)	37	54	28	1178	1027
10. HIV INFECTION (all forms)	7	27	7	201	225
HIV DEATH	2	0	NA	16	13
11. LEPROSY	0	2	0	0	6
12. LEPTOSPIROSIS	6	2	1	61	22
13. MALARIA	2	1	2	16	29
14. MEASLES	0	0	0	9	8
15. PLAGUE	0	0	0	0	0
16. ACUTE POLIOMYELITIS	0	0	0	0	0
17. RABIES	0	0	0	0	0
18. RELAPSING FEVER	0	0	0	0	0
19. SYPHILIS (all forms)	3	4	1	52	47
20. TETANUS (Neonatorum / Adult)	0	0	0	3	0
21. TUBERCULOSIS (all forms)	48	45	37	1012	946
22. TUBERCULOSIS DEATH	0	1	NA	7	26
TYPHOID & PARATYPHOID FEVER	0	2	0	8	7
23. TYPHUS & OTHER RECKETTSIOSES	0	0	0	0	0
24. VIRAL ENCEPHALITIS	0	0	0	0	0
25. VIRAL HEPATITIS					
a) Hepatitis A	0	0	0	3	1
b) Hepatitis B	0	6	2	67	85
c) Hepatitis C	2	2	3	57	94
d) Other Hepatitis	0	0	0	0	0
26. WHOOPING COUGH	0	0	0	2	1
27. YELLOW FEVER	0	0	0	0	0
OTHER LIFE THREATENING MICROBIAL INFECTION					
1. CARBAPENAM RESISTANT ENTEROBACTERIACEA (CRE)	0	0	NA	0	0
2. MENINGOCOCCAL MENINGITIS	0	NA	NA	3	NA
OTHER DISEASES UNDER SURVEILLANCE					
1. ACUTE FLACCID PARALYSIS (AFP)	0	NA	NA	3	NA
2. ACUTE GASTROENTERITIS (AGE)	559	736	788	13862	16835
3. FEVER SURVEILLANCE	5702	6469	7316.5	143574	153067
4. FILARIASIS	0	NA	NA	9	NA
5. INFLUENZA A (H1N1)	0	0	0	10	10
6. INFLUENZA-LIKE ILLNESS (ILI)	163	199	193	3369	3599
7. MELIOIDOSIS	0	0	NA	0	4
8. SEVERE ACUTE RESPIRATORY INFECTION (sARI)	0	NA	0	214	NA

EDITORIAL TEAM

Dr. Hjh Fatimah Bt. عثمان Dr. Badrul Hisham B. Abd Samad
Pn. Akmalina Bt. Hanafi En. Zainalabidin bin Mokhtar
 E-mail : epidkjnhjr@moh.gov.my

PUBLISHER

Bahagian Kesihatan Awam, Jabatan Kesihatan Negeri Johor,
 Jalan Persiaran Permai, 81200 Johor Bahru
 Tel: 07-2356136 Fax: 07-2356221

CUMULATIVE BY YEAR, 2009-2014, JOHORE STATE

DISEASE		2009	2010	2011	2012	2013	2014
NOTIFIABLE DISEASES							
1.	CHANCROID	0	0	0	0	0	0
2.	CHOLERA	0	0	0	0	0	0
3.	DENGUE FEVER	1301	1400	719	761	1390	2263(7)
	DENGUE HAEMORRHAGIC FEVER	105	201	141	31	32	17(5)
4.	DIPHThERIA	0	0	0	0	0	0
5.	DYSENTERY (all types)	1	5	0	1	0	1
6.	EBOLA	0	0	0	0	0	0
7.	FOOD POISONING (episode)	12	16	38	32	15	26
	FOOD POISONING (case)	616	517	1405	983	508	1090
8.	GONOCOCCAL INFECTION (all forms)	37	89	103	101	57	41
9.	HAND, FOOT & MOUTH DISEASE (HFMD)	424	361	219	1880	1027	1178
10.	HIV INFECTION (all forms)	166	209	218	243	225	201
	HIV DEATH	NA	NA	NA	23	13	16
11.	LEPROSY	6	2	6	2	6	0
12.	LEPTOSPIROSIS	NA	0	23	37	22	61
13.	MALARIA	72	83	27	27	29	16
14.	MEASLES	2	2	6	33	8	9
15.	PLAGUE	0	0	0	0	0	0
16.	ACUTE POLIOMYELITIS	0	0	0	0	0	0
17.	RABIES	0	0	0	0	0	0
18.	RELAPSING FEVER	0	0	0	0	0	0
19.	SYPHILIS (all forms)	24	40	34	62	47	52
20.	TETANUS (Neonatorum / Adult)	0	0	1	0	0	3
21.	TUBERCULOSIS (all forms)	780	870	813	1059	946	1012
22.	TUBERCULOSIS DEATH	NA	NA	NA	31	26	7
	TYPHOID & PARATYPHOID FEVER	11	4	3	1	7	8
23.	TYPHUS & OTHER RECKETTSIOSES	0	0	0	1	0	0
24.	VIRAL ENCEPHALITIS	0	0	0	1	0	0
25.	VIRAL HEPATITIS						
	a) Hepatitis A	3	2	1	0	1	3
	b) Hepatitis B	30	12	23	100	85	67
	c) Hepatitis C	0	0	0	0	0	0
	d) Other Hepatitis	2	0	0	0	0	0
26.	WHOOPING COUGH	0	0	1	6	1	2
27.	YELLOW FEVER	0	0	0	0	0	0
OTHER LIFE THREATENING MICROBIAL INFECTION							
1.	CARBAPENAM RESISTANT ENTEROBACTERIACEA (CRE)	NA	0	2	25	0	0
2.	MENINGOCOCCAL MENINGITIS	NA	NA	NA	NA	NA	3
OTHER DISEASES UNDER SURVEILLANCE							
1.	ACUTE FLACCID PARALYSIS (AFP)	NA	NA	NA	NA	NA	3
2.	ACUTE GASTROENTERITIS (AGE)	NA	25901	22447	16619	16835	13862
3.	FEVER SURVEILLANCE	NA	91466	44245	179876	153067	143574
4.	FILARIASIS	NA	NA	NA	NA	NA	9
5.	INFLUENZA A (H1N1)	40	559	102	17	10	10
6.	INFLUENZA-LIKE ILLNESS (ILI)	2716	7365	2511	3690	3599	3369
7.	MELIOIDOSIS	NA	NA	NA	0	4	0
8.	SEVERE ACUTE RESPIRATORY INFECTION (sARI)	NA	NA	NA	NA	NA	214

COMMUNICABLE DISEASES FOR CURRENT WEEK BY DISTRICT, 2014, JOHORE STATE

DISEASE	DISTRICT										
	JB	KJ	MR	LG	BP	KG	ST	PN	KT	MG	STATE
NOTIFIABLE DISEASES											
1. CHANCROID	0	0	0	0	0	0	0	0	0	0	0
2. CHOLERA	0	0	0	0	0	0	0	0	0	0	0
3. DENGUE FEVER	50	10	2	0	10	10	2	1	0	2	87
DENGUE HAEMORRHAGIC FEVER	1	0	0	0	0	0	0	0	0	0	1
4. DIPHTHERIA	0	0	0	0	0	0	0	0	0	0	0
5. DYSENTERY (all types)	0	0	0	0	0	0	0	0	0	0	0
6. EBOLA	0	0	0	0	0	0	0	0	0	0	0
7. FOOD POISONING (episode)	0	0	0	0	0	0	0	0	0	0	0
FOOD POISONING (case)	0	0	0	0	0	0	0	0	0	0	0
8. GONOCOCCAL INFECTION (all forms)	2	0	0	0	0	0	0	0	0	0	2
9. HAND, FOOT & MOUTH DISEASE (HFMD)	19	0	2	1	10	4	1	0	0	0	37
10. HIV INFECTION (all forms)	4	0	0	0	0	0	1	0	0	2	7
HIV DEATH	0	0	0	0	0	0	0	1	0	1	2
11. LEPROSY	0	0	0	0	0	0	0	0	0	0	0
12. LEPTOSPIROSIS	0	0	0	0	3	1	2	0	0	0	6
13. MALARIA	0	0	0	0	0	0	0	0	0	2	2
14. MEASLES	0	0	0	0	0	0	0	0	0	0	0
15. PLAGUE	0	0	0	0	0	0	0	0	0	0	0
16. ACUTE POLIOMYELITIS	0	0	0	0	0	0	0	0	0	0	0
17. RABIES	0	0	0	0	0	0	0	0	0	0	0
18. RELAPSING FEVER	0	0	0	0	0	0	0	0	0	0	0
19. SYPHILIS (all forms)	3	0	0	0	0	0	0	0	0	0	3
20. TETANUS (Neonatorum / Adult)	0	0	0	0	0	0	0	0	0	0	0
21. TUBERCULOSIS (all forms)	23	12	2	0	2	4	0	0	5	0	48
TUBERCULOSIS DEATH	0	0	0	0	0	0	0	0	0	0	0
22. TYPHOID & PARATYPHOID FEVER	0	0	0	0	0	0	0	0	0	0	0
23. TYPHUS & OTHER RECKETTSIOSES	0	0	0	0	0	0	0	0	0	0	0
24. VIRAL ENCEPHALITIS	0	0	0	0	0	0	0	0	0	0	0
25. VIRAL HEPATITIS											
a) Hepatitis A	0	0	0	0	0	0	0	0	0	0	0
b) Hepatitis B	0	0	0	0	0	0	0	0	0	0	0
c) Hepatitis C	2	0	0	0	0	0	0	0	0	0	2
d) Other Hepatitis	0	0	0	0	0	0	0	0	0	0	0
26. WHOOPING COUGH	0	0	0	0	0	0	0	0	0	0	0
27. YELLOW FEVER	0	0	0	0	0	0	0	0	0	0	0
OTHER LIFE THREATENING MICROBIAL INFECTION											
1. CARBAPENAM RESISTANT ENTEROBACTERIACEA (CRE)	0	0	0	0	0	0	0	0	0	0	0
2. MENINGOCOCCAL MENINGITIS	0	0	0	0	0	0	0	0	0	0	0
OTHER DISEASES UNDER SURVEILLANCE											
1. ACUTE FLACCID PARALYSIS (AFP)	0	0	0	0	0	0	0	0	0	0	0
2. ACUTE GASTROENTERITIS (AGE)	82	8	19	35	114	71	75	35	87	33	559
3. FEVER SURVEILLANCE											
a) Fever <38°C	0	0	1588	314	809	219	633	560	657	74	4854
b) Fever ≥38°C	0	0	160	58	205	94	85	95	116	35	848
4. FILARIASIS	0	0	0	0	0	0	0	0	0	0	0
5. INFLUENZA A (H1N1)	0	0	0	0	0	0	0	0	0	0	0
6. INFLUENZA-LIKE ILLNESS (ILI)	25	17	7	6	7	2	0	38	60	1	163
7. MELIOIDOSIS	0	0	0	0	0	0	0	0	0	0	0
8. SEVERE ACUTE RESPIRATORY INFECTION (SARI)	0	0	0	0	0	0	0	0	0	0	0

COMMUNICABLE DISEASES FOR CURRENT WEEK CUMULATIVE BY DISTRICT, 2014, JOHORE STATE

DISEASE	DISTRICT										STATE
	JB	KJ	MR	LG	BP	KG	ST	PN	KT	MG	
NOTIFIABLE DISEASES											
1. CHANCROID	0	0	0	0	0	0	0	0	0	0	0
2. CHOLERA	0	0	0	0	0	0	0	0	0	0	0
3. DENGUE FEVER	1240(3)	224	45	30	283(1)	226(1)	57(1)	49	87(1)	22	2263(7)
DENGUE HAEMORRHAGIC FEVER	12(5)	0	0	0	5	0	0	0	0	0	17(5)
4. DIPHTHERIA	0	0	0	0	0	0	0	0	0	0	0
5. DYSENTERY (all types)	1	0	0	0	0	0	0	0	0	0	1
6. EBOLA	0	0	0	0	0	0	0	0	0	0	0
7. FOOD POISONING (episode)	5	3	3	4	0	5	1	1	3	1	26
FOOD POISONING (case)	275	61	177	208	0	170	57	29	72	41	1090
8. GONOCOCCAL INFECTION (all forms)	17	1	1	0	13	4	2	2	1	0	41
9. HAND, FOOT & MOUTH DISEASE (HFMD)	452	67	91	153	131	124	25	55	49	31	1178
10. HIV INFECTION (all forms)	120	16	8	3	6	10	2	15	13	8	201
HIV DEATH	0	0	1	0	1	5	0	1	2	6	16
11. LEPROSY	0	0	0	0	0	0	0	0	0	0	0
12. LEPTOSPIROSIS	23	0	5	10	12	2	3	2	4	0	61
13. MALARIA	3	2	2	0	0	2	2	1	0	4	16
14. MEASLES	3	0	0	0	3	0	3	0	0	0	9
15. PLAGUE	0	0	0	0	0	0	0	0	0	0	0
16. ACUTE POLIOMYELITIS	0	0	0	0	0	0	0	0	0	0	0
17. RABIES	0	0	0	0	0	0	0	0	0	0	0
18. RELAPSING FEVER	0	0	0	0	0	0	0	0	0	0	0
19. SYPHILIS (all forms)	39	3	0	3	3	1	1	0	2	0	52
20. TETANUS (Neonatorum / Adult)	1	1	0	0	0	0	0	1	0	0	3
21. TUBERCULOSIS (all forms)	452	70	69	24	119	76	53	50	81	18	1012
22. TUBERCULOSIS DEATH	0	0	0	2	0	5	0	0	0	0	7
TYPHOID & PARATYPHOID FEVER	3	1	1	1	1	1	0	0	0	0	8
23. TYPHUS & OTHER RECKETTSIOSES	0	0	0	0	0	0	0	0	0	0	0
24. VIRAL ENCEPHALITIS	0	0	0	0	0	0	0	0	0	0	0
25. VIRAL HEPATITIS											
a) Hepatitis A	0	0	0	0	3	0	0	0	0	0	3
b) Hepatitis B	17	2	11	12	5	6	2	4	8	0	67
c) Hepatitis C	20	0	3	4	6	14	7	1	2	0	57
d) Other Hepatitis	0	0	0	0	0	0	0	0	0	0	0
26. WHOOPING COUGH	0	0	1	0	1	0	0	0	0	0	2
27. YELLOW FEVER	0	0	0	0	0	0	0	0	0	0	0
OTHER LIFE THREATENING MICROBIAL INFECTION											
1. CARBAPENAM RESISTANT ENTEROBACTERIACEA (CRE)	0	0	0	0	0	0	0	0	0	0	0
2. MENINGOCOCCAL MENINGITIS	1	0	0	0	0	1	0	1	0	0	3
OTHER DISEASES UNDER SURVEILLANCE											
1. ACUTE FLACCID PARALYSIS (AFP)	1	0	0	0	2	0	0	0	0	0	3
2. ACUTE GASTROENTERITIS (AGE)	2307	208	607	1044	2898	1710	1130	1097	2203	658	13862
3. FEVER SURVEILLANCE											
a) Fever <38°C	12867	2872	37106	5486	15292	3127	14649	14194	14673	1240	121506
b) Fever ≥38°C	280	115	3977	1600	6209	2393	2473	736	3785	500	22068
4. FILARIASIS	0	0	0	0	0	0	0	2	1	6	9
5. INFLUENZA A (H1N1)	2	0	2	1	0	3	0	2	0	0	10
6. INFLUENZA-LIKE ILLNESS (ILI)	557	347	139	256	271	24	15	669	1062	29	3369
7. MELIOIDOSIS	0	0	0	0	0	0	0	0	0	0	0
8. SEVERE ACUTE RESPIRATORY INFECTION (sARI)	214	0	0	0	0	0	0	0	0	0	214

NOTIFICATION OF CLUSTER / OUTBREAK BY DISTRICT, 2014, JOHORE STATE

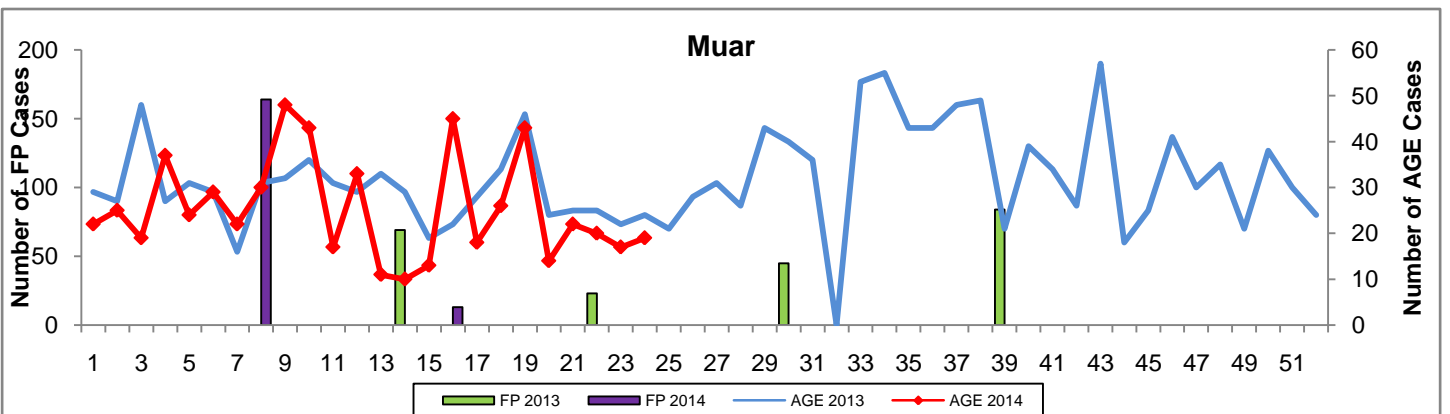
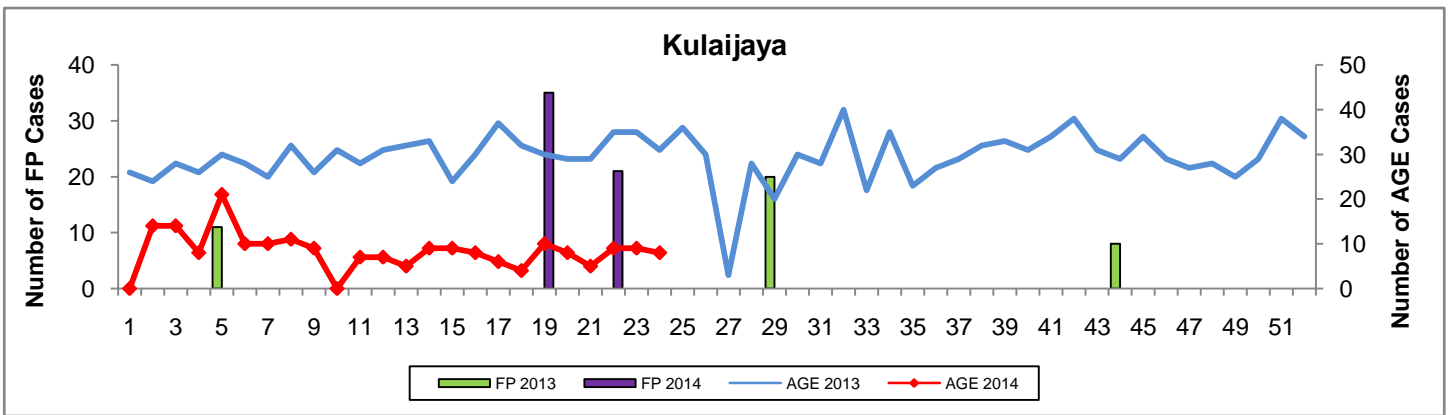
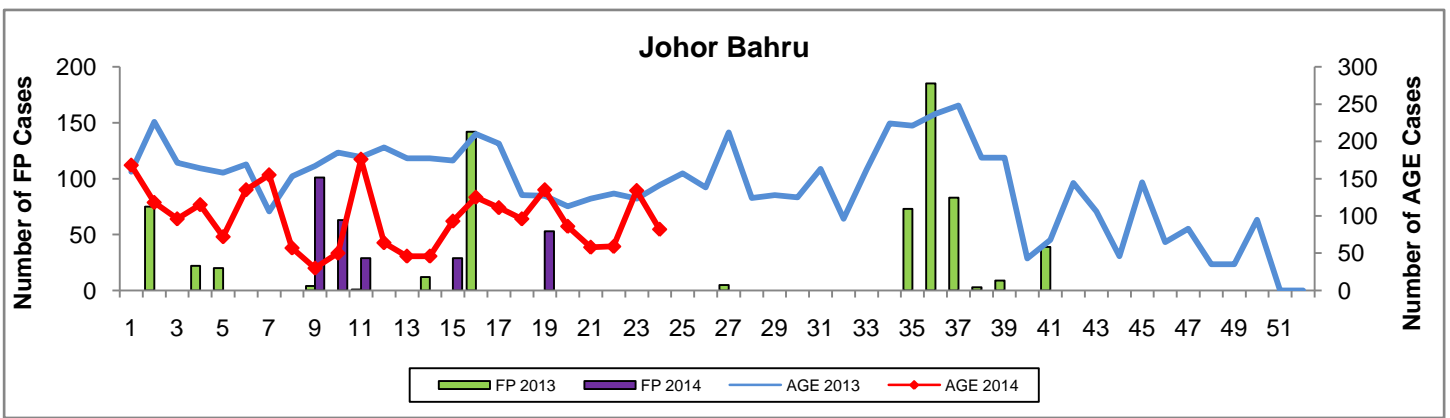
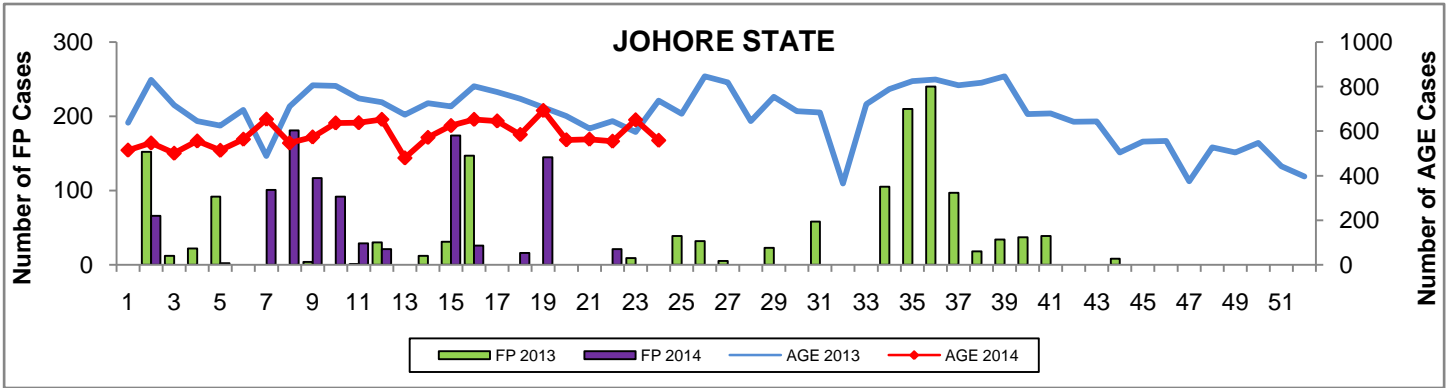
DISEASE	JB	KJ	MR	LG	BP	KG	ST	PN	KT	MG	STATE
CURRENT WEEK, EW 24											
1. ACUTE GASTROENTERITIS (AGE)	0	0	0	0	0	0	0	0	0	0	0
2. CONJUNCTIVITIS	0	0	0	0	0	0	0	0	0	0	0
3. FOOD POISONING	0	0	0	0	0	0	0	0	0	0	0
4. HAND, FOOT & MOUTH DISEASE (HFMD)	0	0	0	0	0	0	0	0	0	0	0
5. INFLUENZA	0	0	0	0	0	0	0	0	0	0	0
6. MENINGOCOCCAL MENINGITIS	0	0	0	0	0	0	0	0	0	0	0
7. PESTICIDE POISONING	0	0	0	0	0	0	0	0	0	0	0
8. RUBELLA	0	0	0	0	0	0	0	0	0	0	0
9. UPPER RESPIRATORY TRACT INFECTION (URTI)	0	0	0	0	0	0	0	0	0	0	0
10. VESICULAR RASHES	0	0	0	0	0	0	0	0	0	0	0
CURRENT WEEK CUMULATIVE											
1. ACUTE GASTROENTERITIS (AGE)	0	0	0	0	1	1	0	0	0	0	2
2. CONJUNCTIVITIS	0	0	1	0	0	0	0	0	0	0	1
3. FOOD POISONING	5	3	3	3	0	4	1	1	3	1	24
4. HAND, FOOT & MOUTH DISEASE (HFMD)	3	0	5	5	0	5	2	0	0	4	24
5. INFLUENZA	2	0	0	0	0	0	0	0	0	0	2
6. MENINGOCOCCAL MENINGITIS	1	0	0	0	0	0	0	0	0	0	1
7. PESTICIDE POISONING	1	0	0	0	0	0	0	0	0	0	1
8. RUBELLA	0	0	1	0	0	0	0	0	0	0	1
9. UPPER RESPIRATORY TRACT INFECTION (URTI)	1	0	0	0	0	0	0	0	0	0	1
10. VESICULAR RASHES	1	0	0	0	0	0	0	0	0	0	1

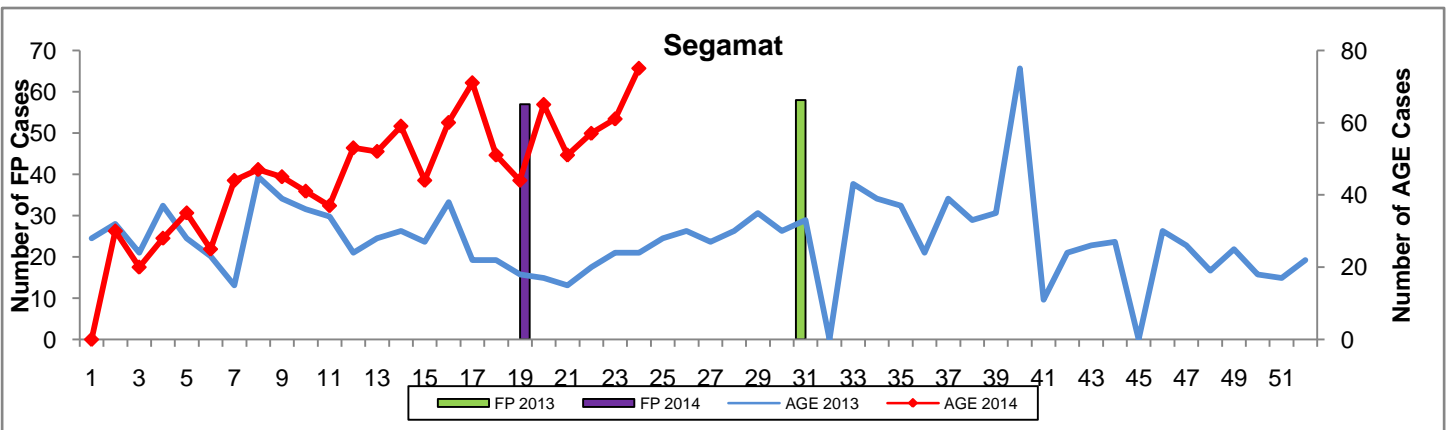
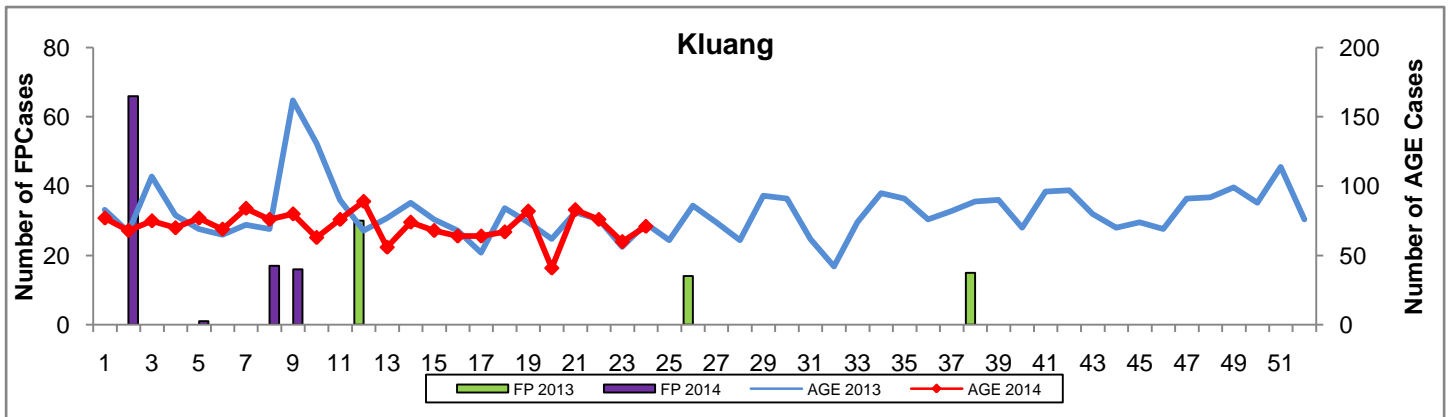
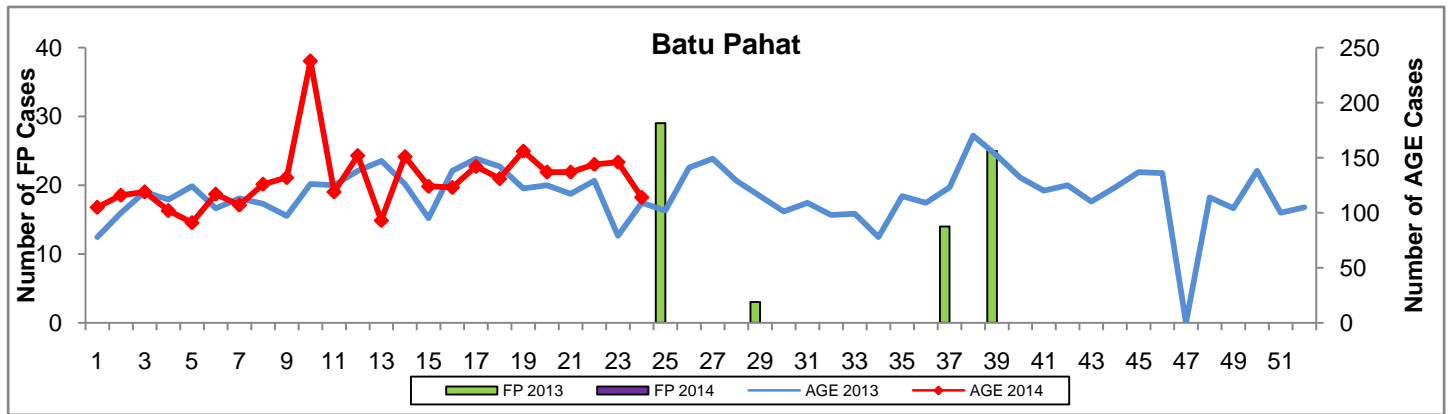
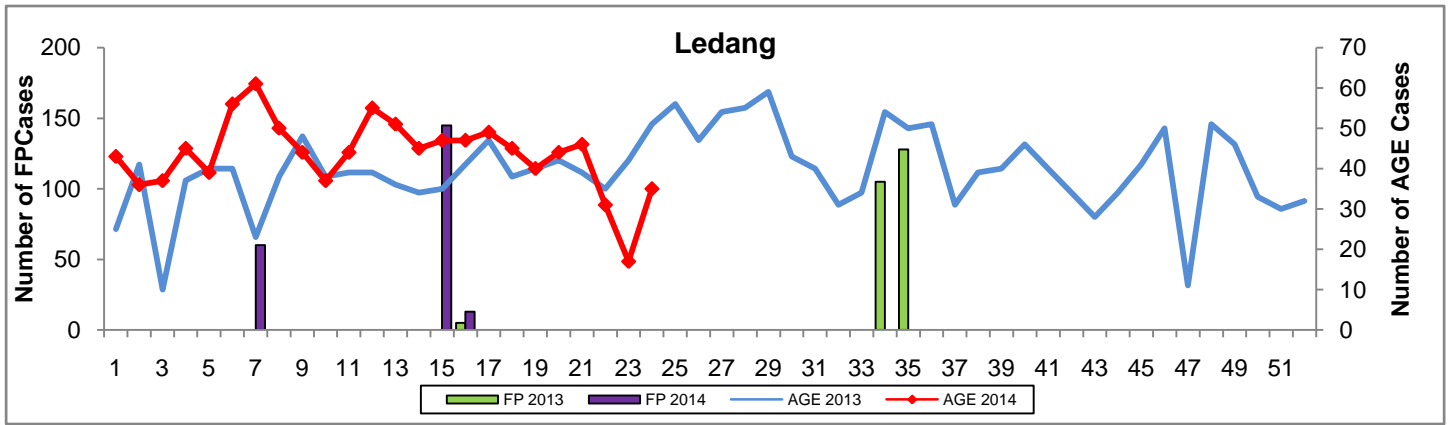
NOTIFICATION OF COMMUNICABLE DISEASES FOR FOMEMA CASES BY DISTRICT, 2014, JOHORE STATE

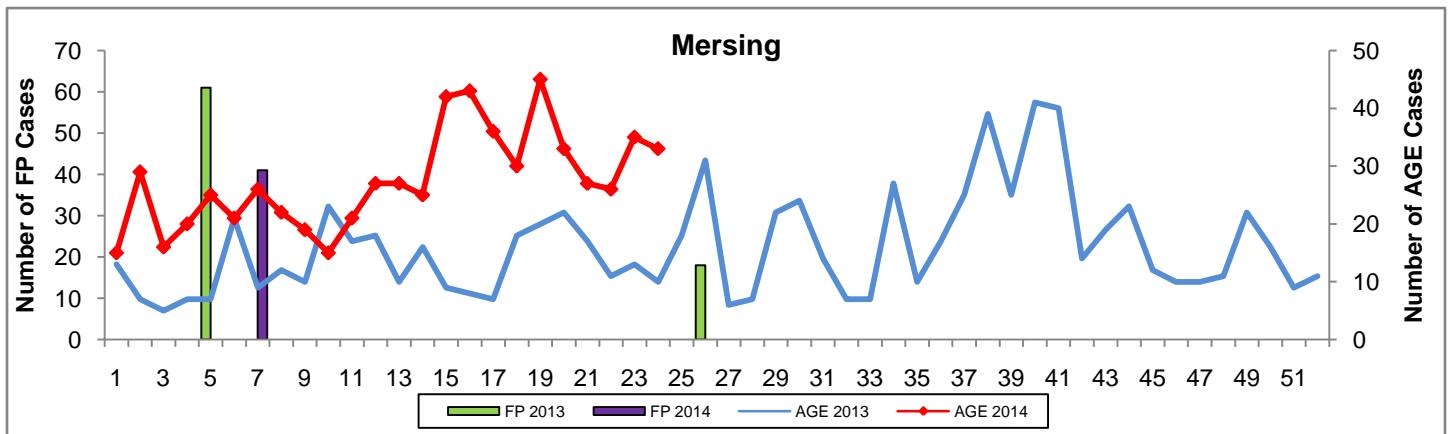
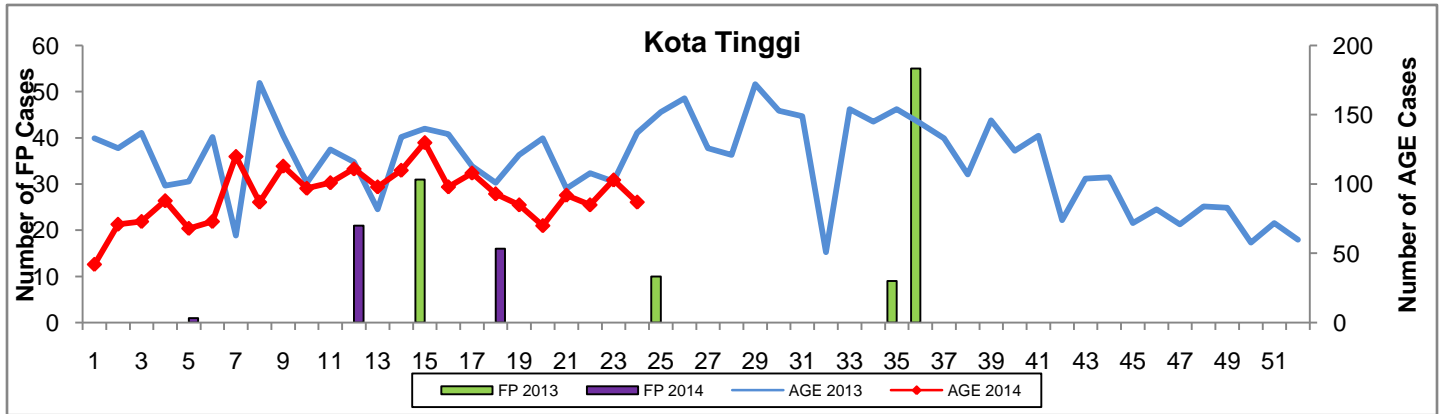
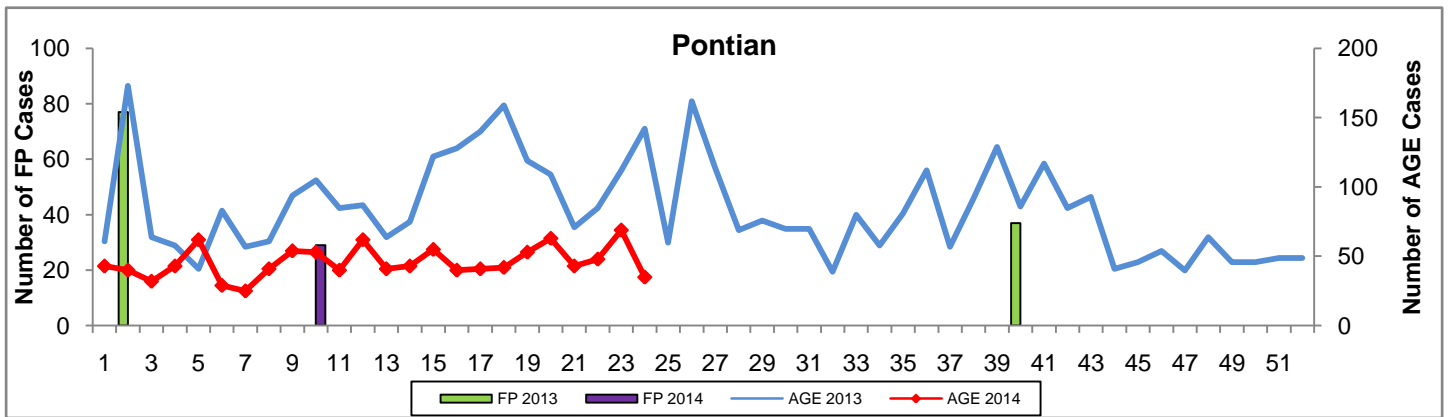
DISEASE	JB	KJ	MR	LG	BP	KG	ST	PN	KT	MG	STATE
CURRENT WEEK, EW 23											
1. HEPATITIS B	10	0	3	0	3	1	2	1	1	0	21
2. HIV / AIDS	1	0	0	0	0	0	0	0	0	0	1
3. LEPROSY	0	0	0	0	0	0	0	0	0	0	0
4. MALARIA	0	0	0	0	0	0	0	0	0	0	0
5. SYPHILIS	3	0	0	0	0	0	0	0	0	0	3
6. TUBERCULOSIS (TB)- CXR	51	5	15	1	11	2	1	1	1	0	88
CURRENT WEEK CUMULATIVE											
1. HEPATITIS B	193	24	36	2	40	26	48	20	34	0	423
2. HIV / AIDS	21	2	1	0	2	0	1	0	2	0	29
3. LEPROSY	0	1	0	0	0	0	0	0	0	0	1
4. MALARIA	1	0	0	0	0	0	0	0	0	0	1
5. SYPHILIS	82	6	9	1	17	17	5	4	5	0	146
6. TUBERCULOSIS (TB)- CXR	982	112	177	6	139	154	49	48	57	2	1726

Note: The above cases based on clinic address in FOMEMA website report.

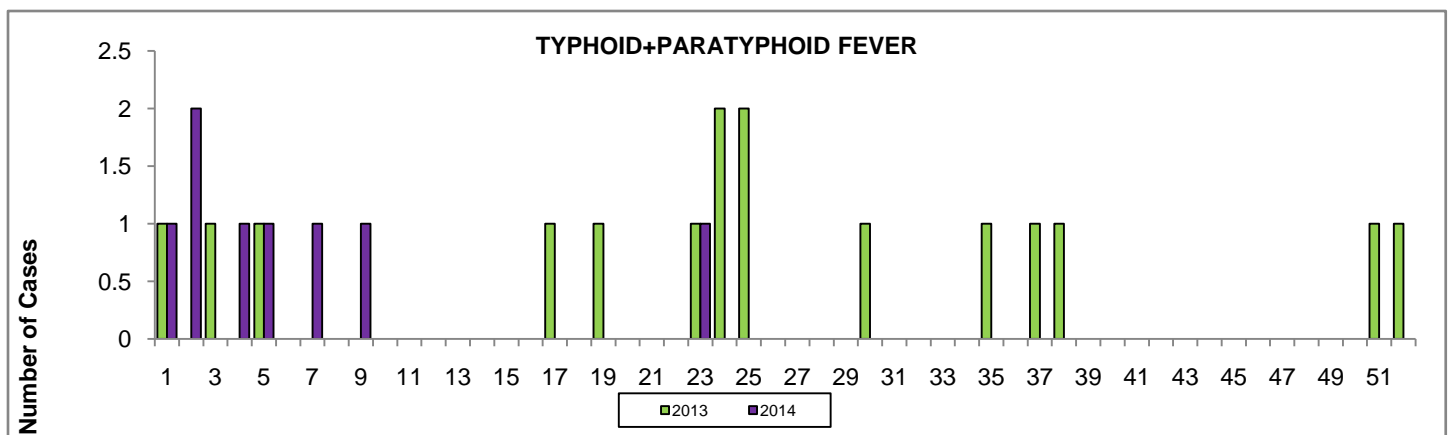
WEEKLY INCIDENCE OF FOOD POISONING, 2013—2014



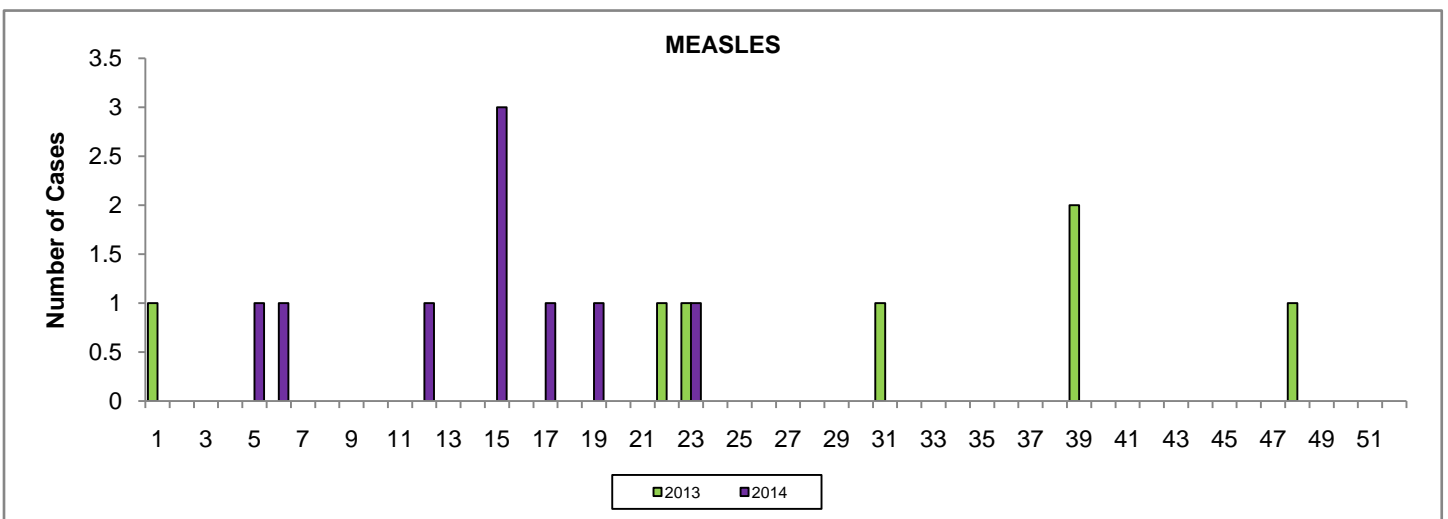
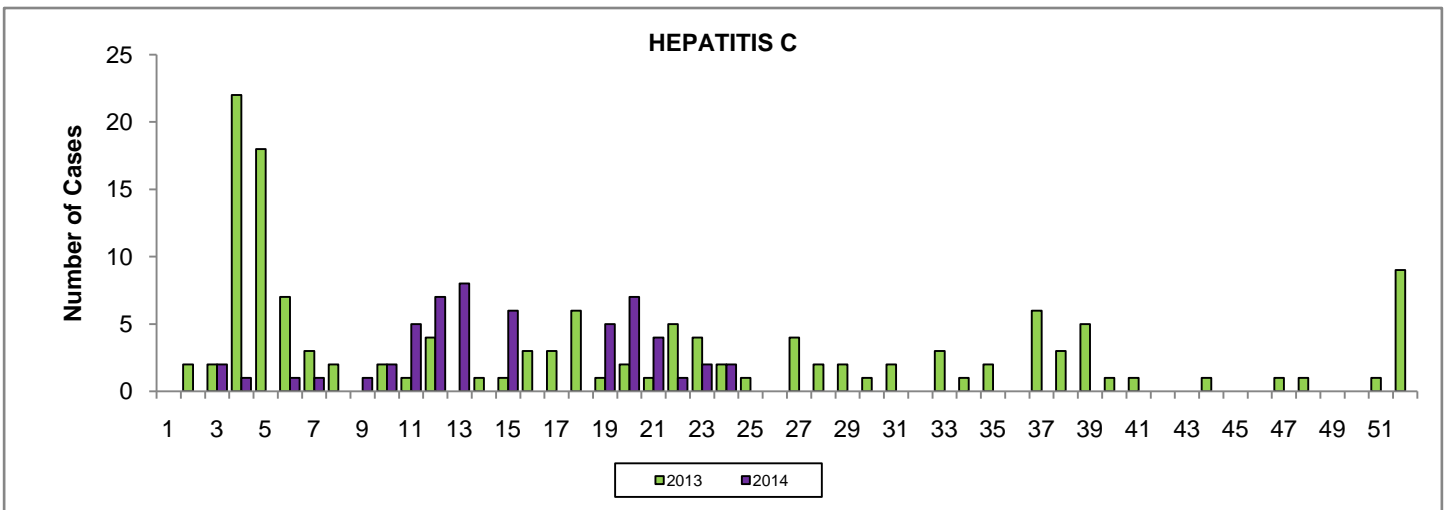
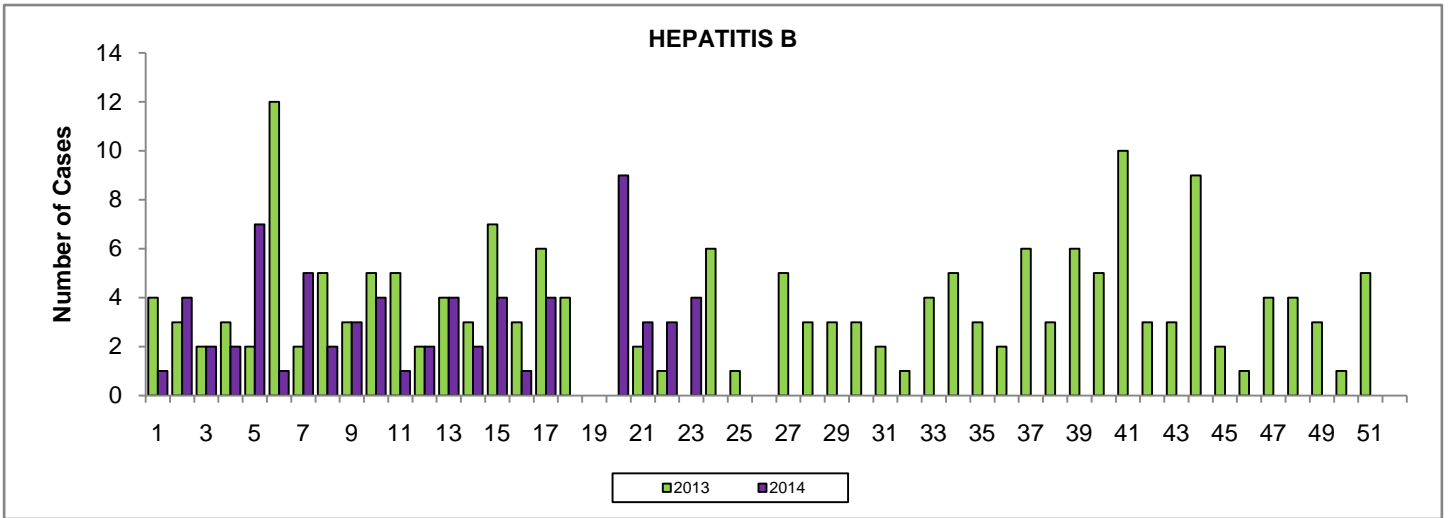




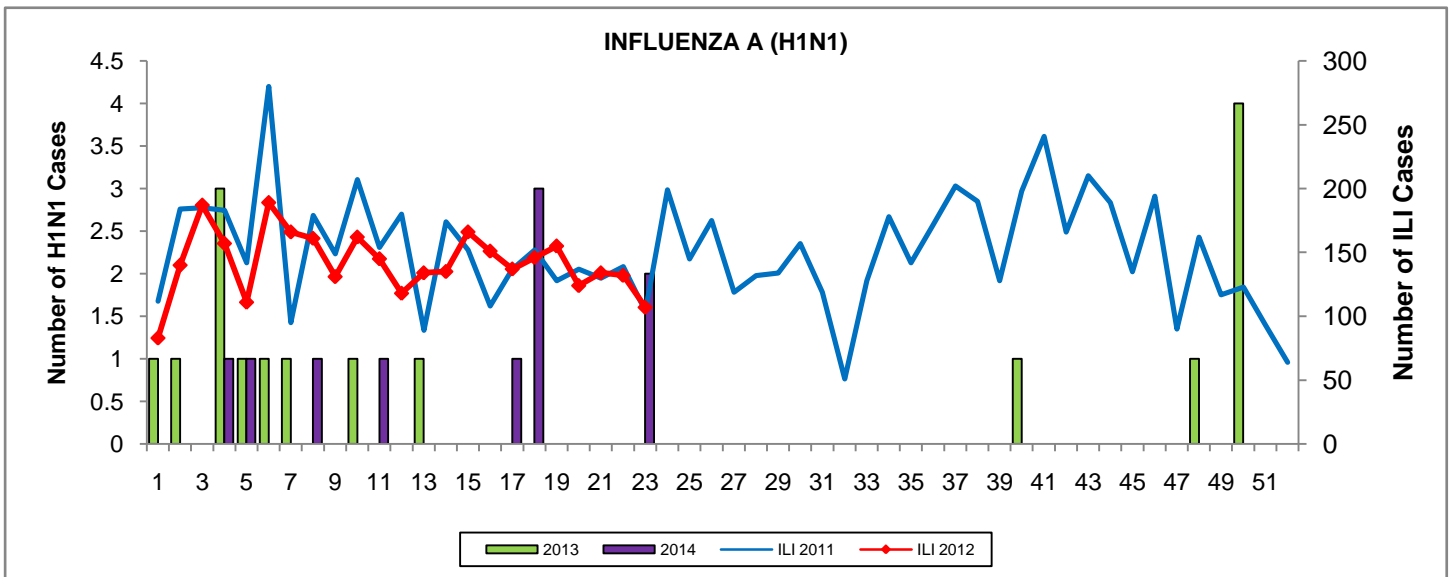
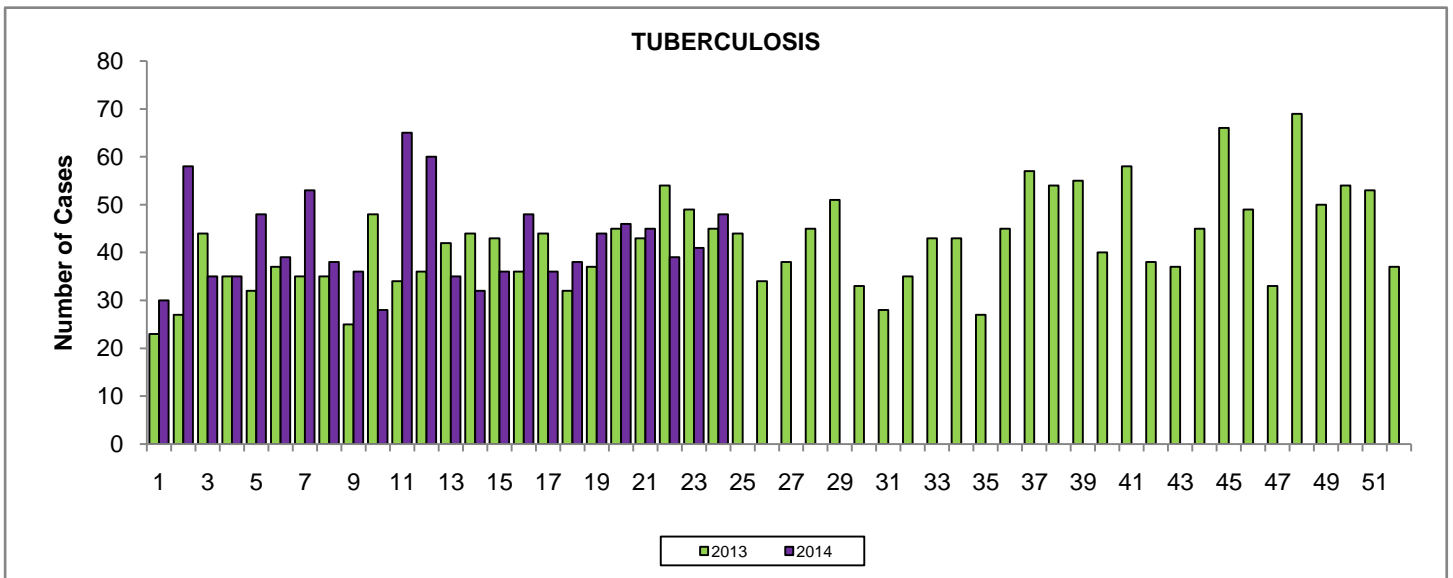
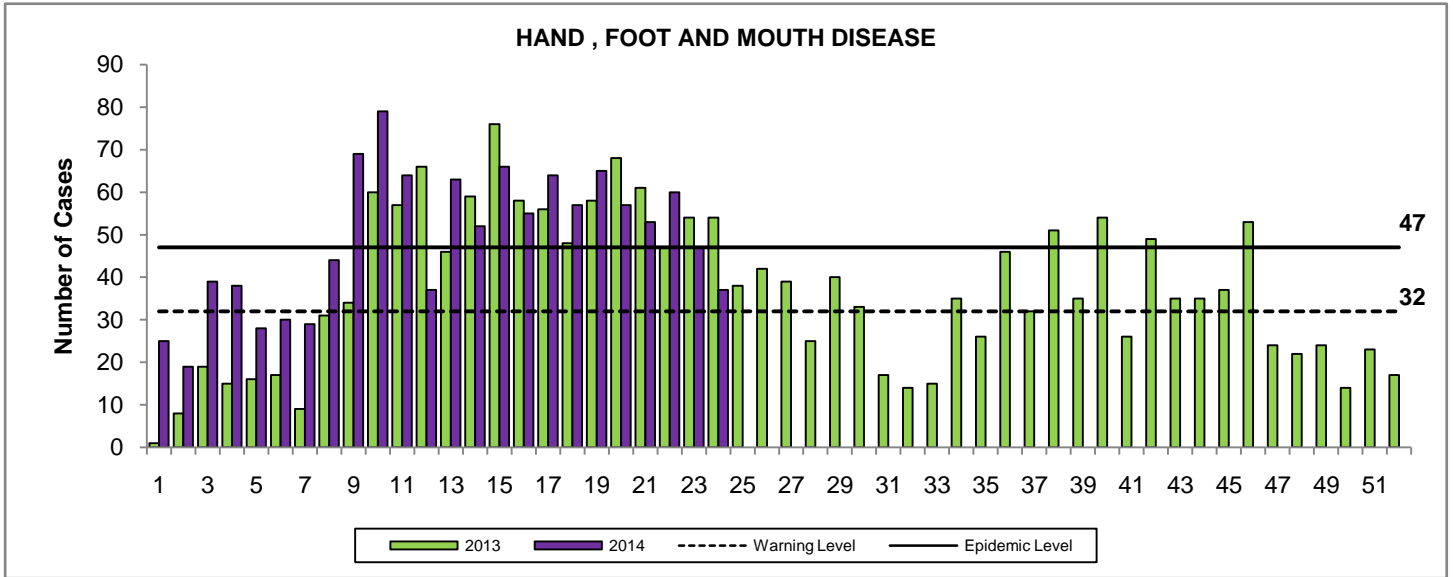
WEEKLY INCIDENCE OF OTHER FOOD WATERBORNE DISEASES, 2013—2014



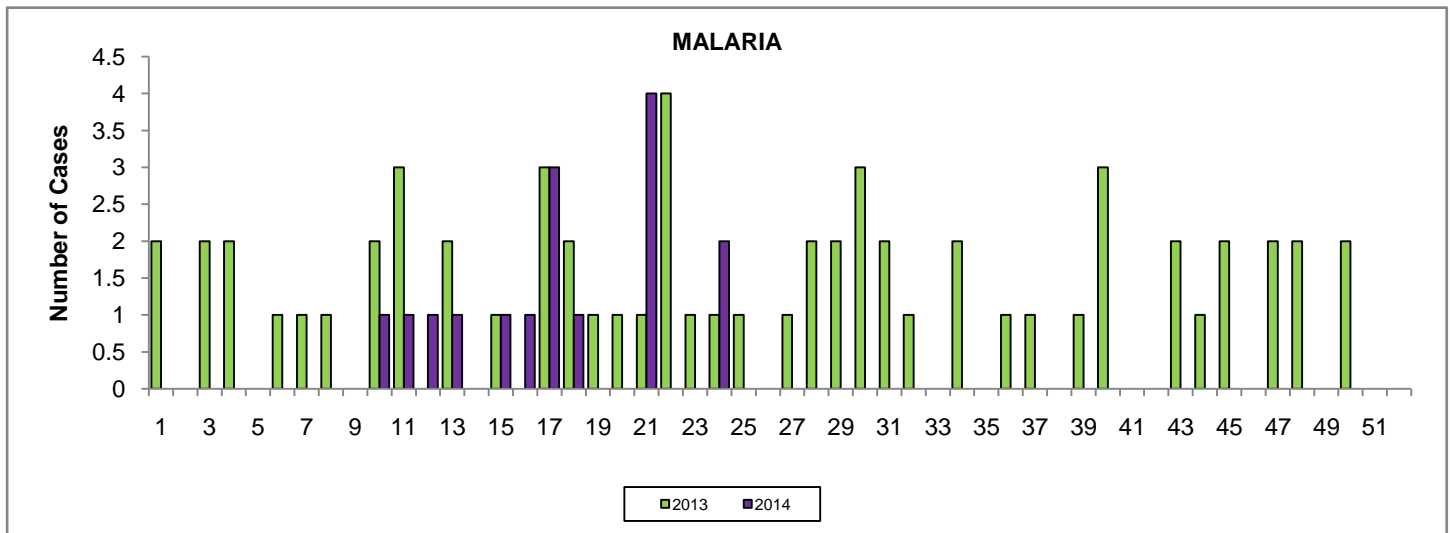
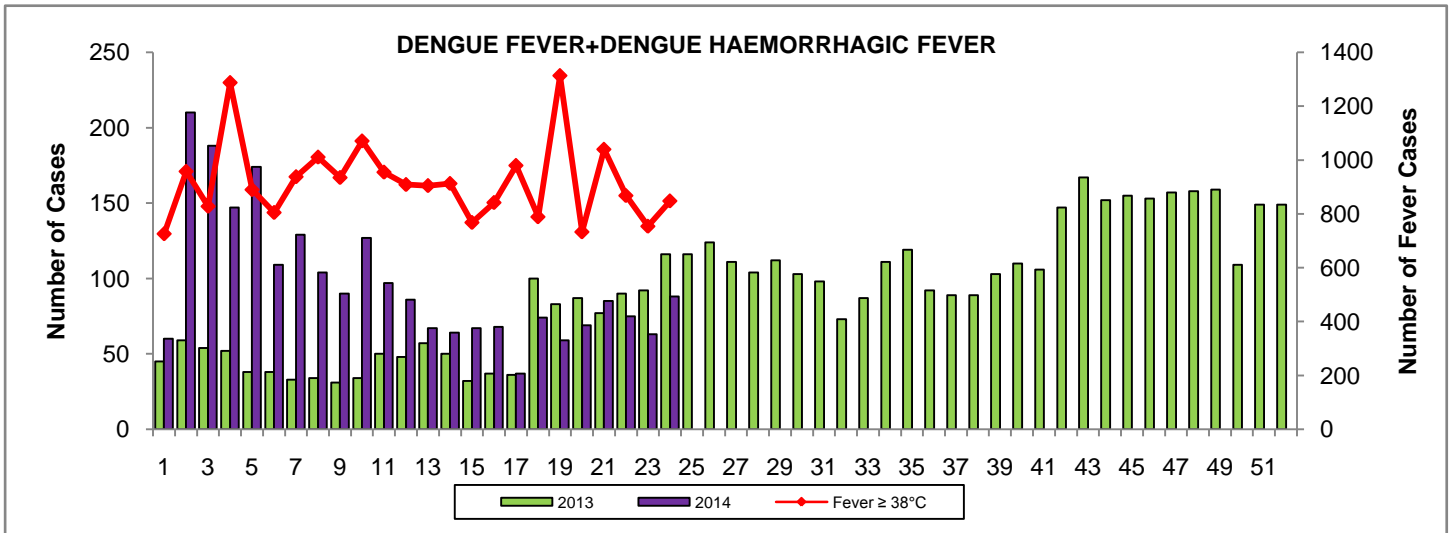
WEEKLY INCIDENCE OF VACCINE PREVENTABLE DISEASES, 2013—2014



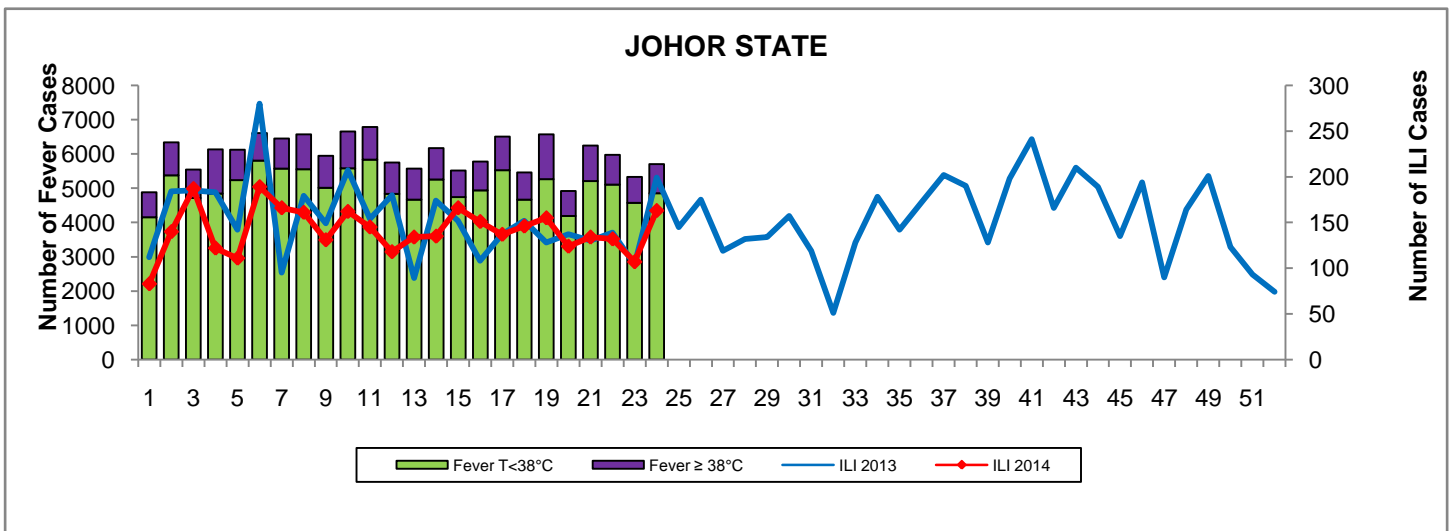
WEEKLY INCIDENCE OF AIR/DROPLET BORNE DISEASES, 2013—2014

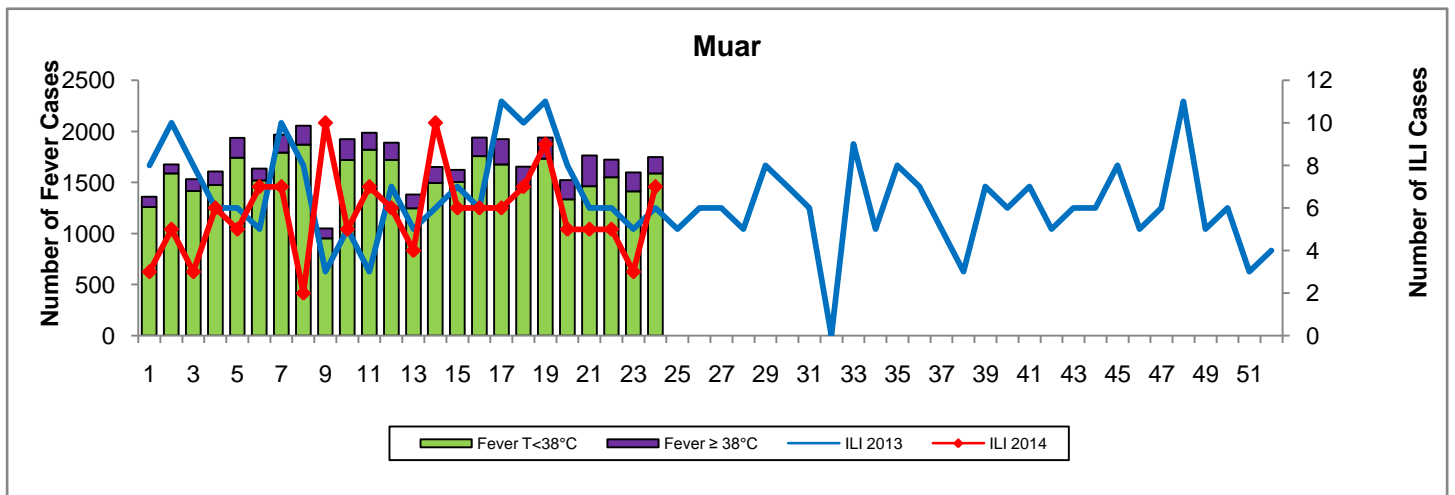
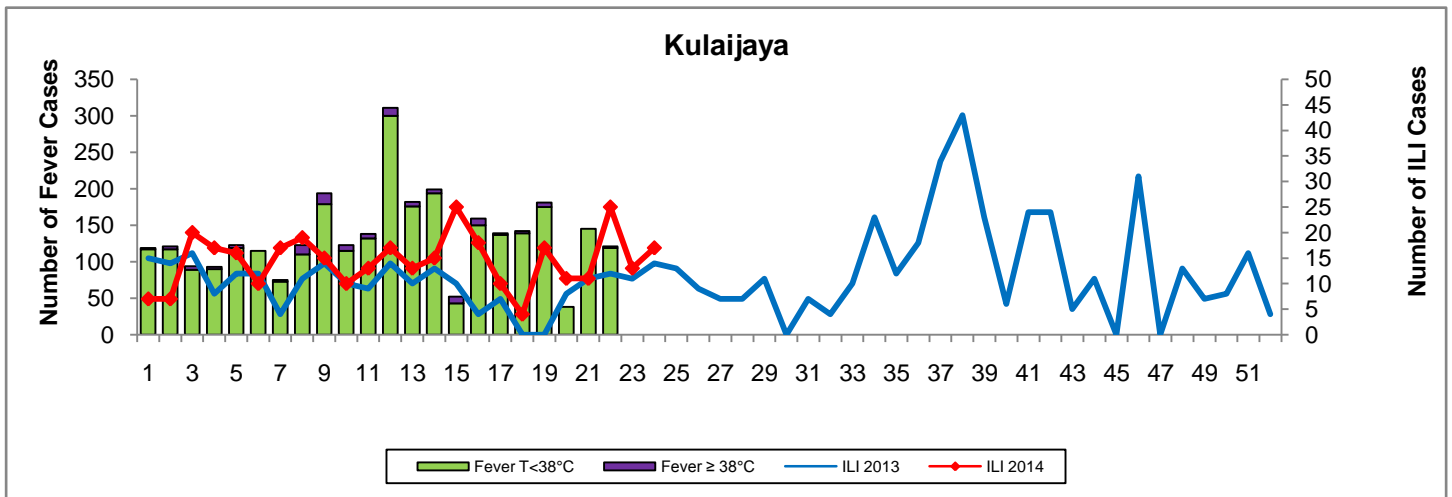
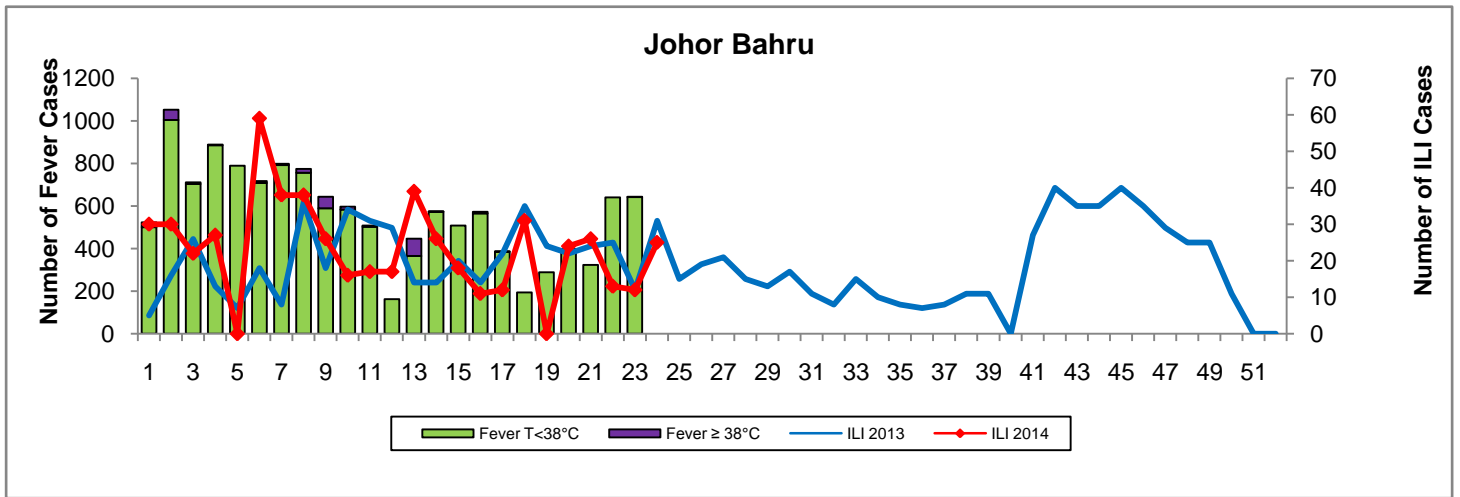


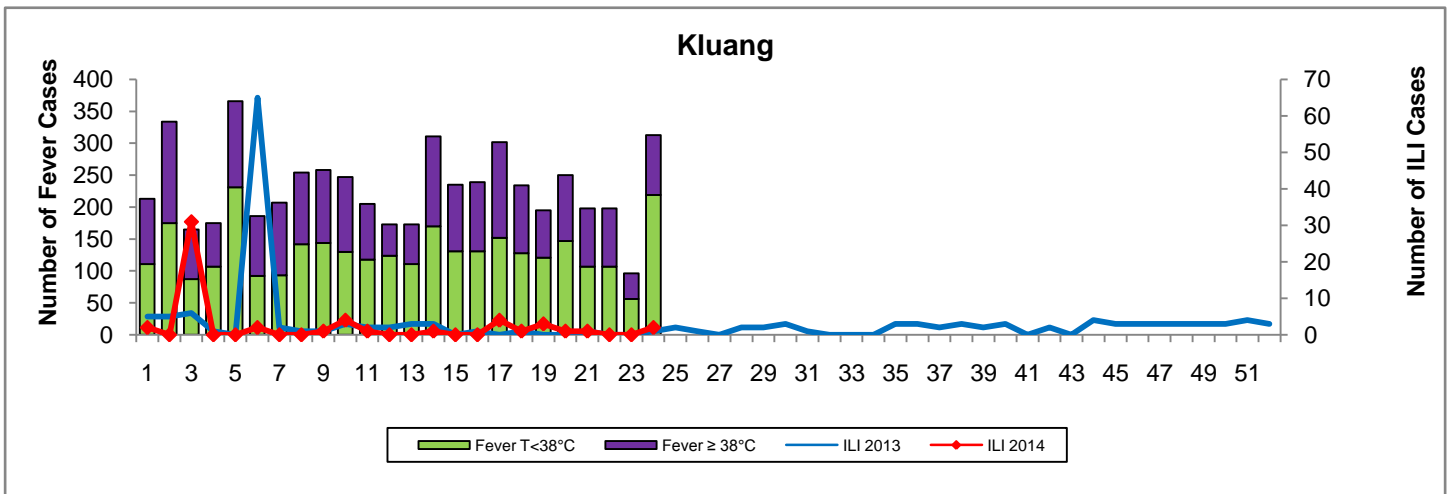
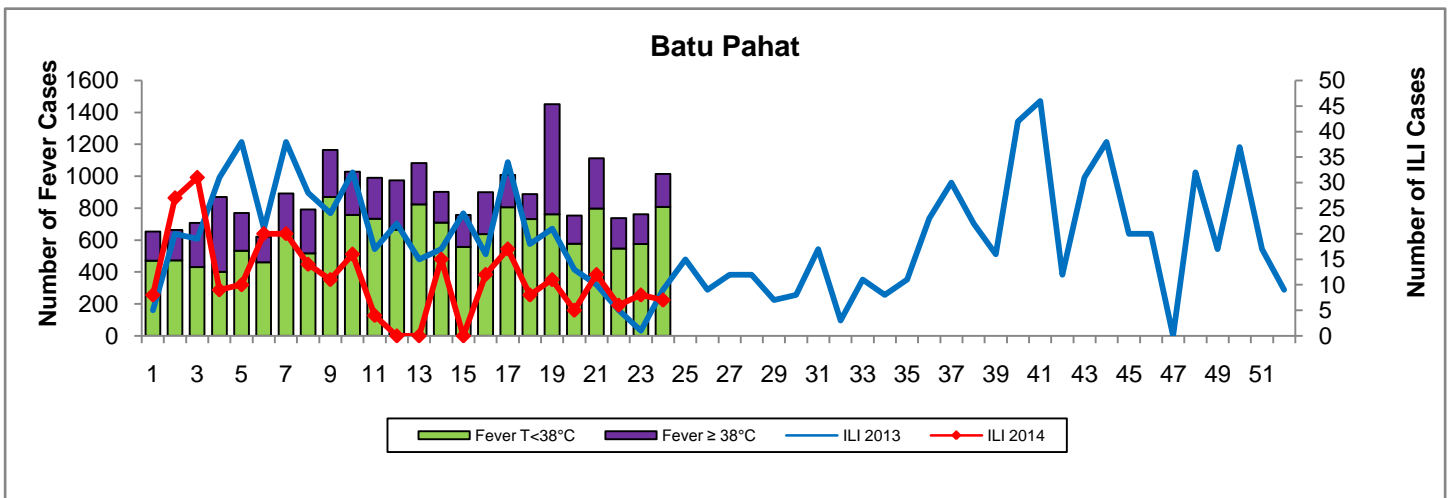
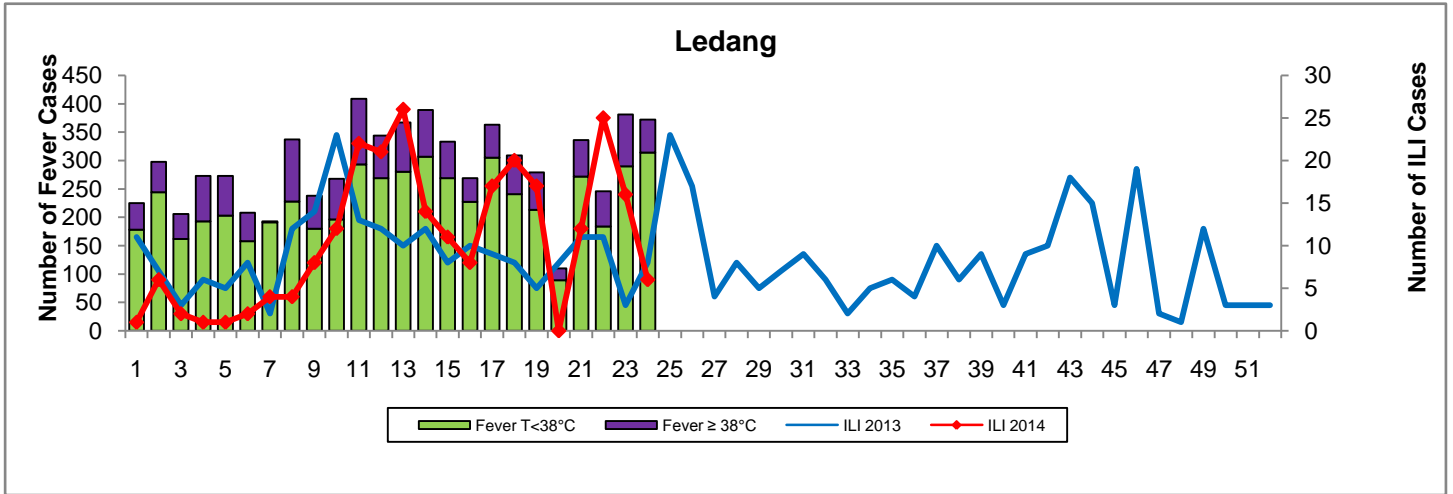
WEEKLY INCIDENCE OF VECTOR-BORNE DISEASES, 2013—2014

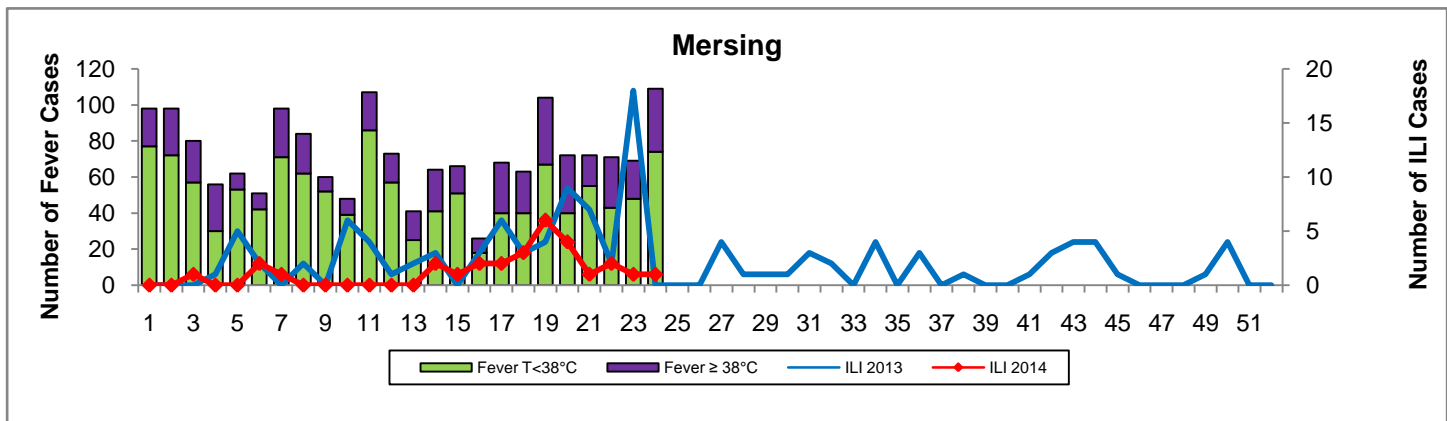
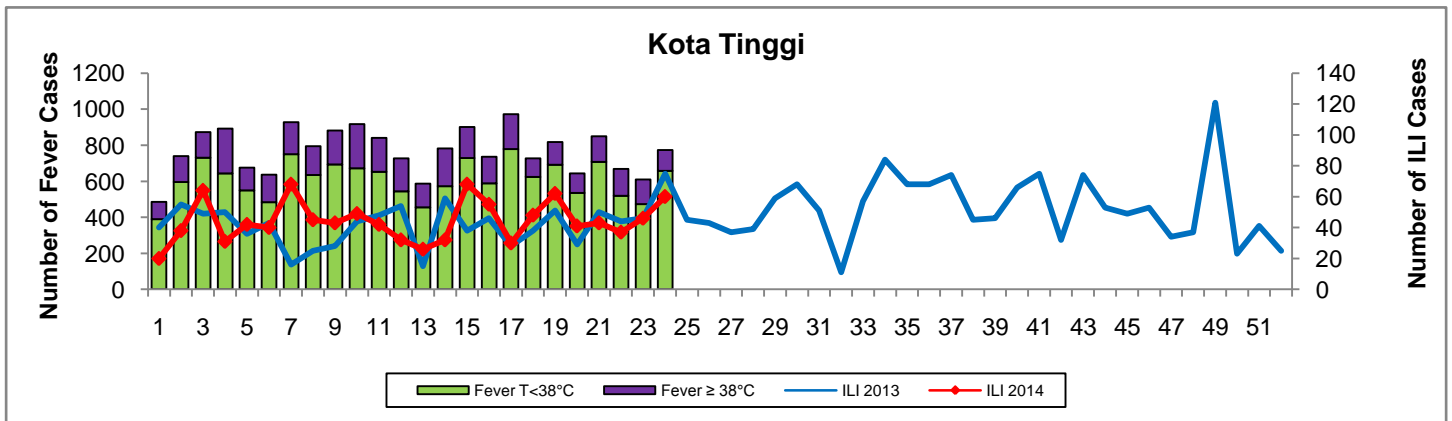
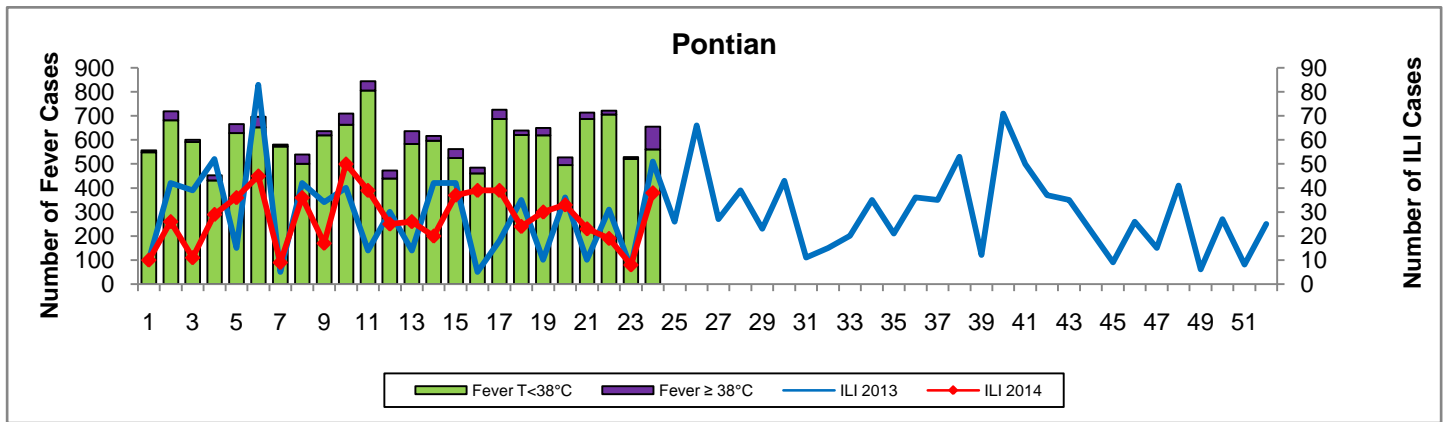
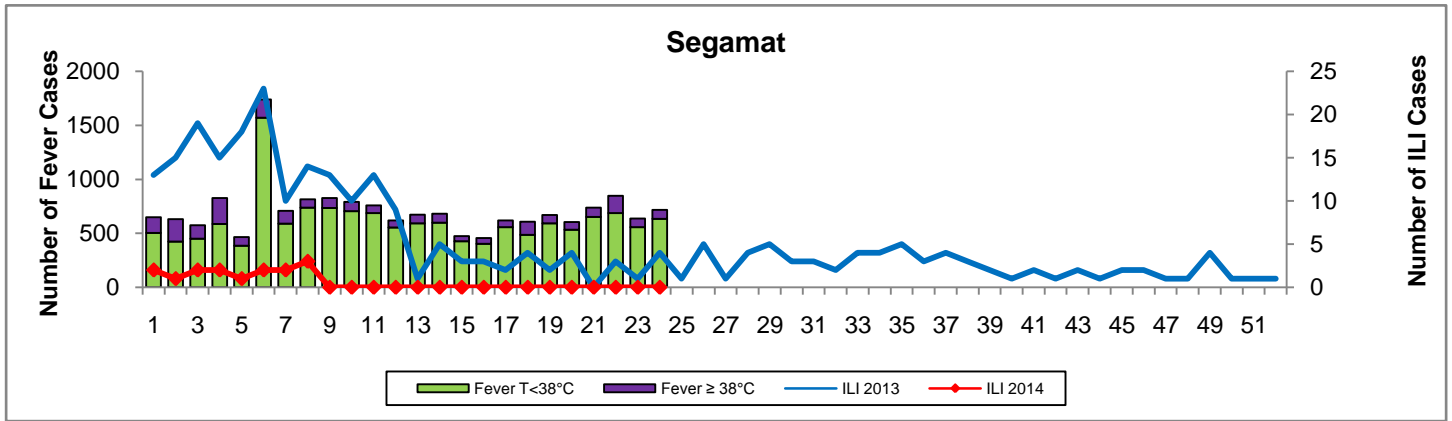


WEEKLY INCIDENCE OF FEVER & ILI SURVEILLANCE, 2014









JOHOR BAHRU PUBLIC HEALTH LABORATORY

DENGUE VIRUS SEROTYPING SURVEILLANCE (DVSS) , 2013 – 2014

Sentinel location	No. of sample received				No. of sample fulfilling DVSS criteria				No. of NS 1 Ag positive			
	This epid week		Cumulative		This epid week		Cumulative		This epid week		Cumulative	
	2014	2013	2014	2013	2014	2013	2014	2013	2014	2013	2014	2013
1 HSA, JB	10	4	768	190	10	3	766	155	0	0	752	22
2 HSI, JB	1	9	89	61	1	9	86	61	0	0	31	4
3 HPSF, Muar	0	0	105	6	0	0	98	3	0	0	84	0
4 Hospital Kluang	0	6	11	55	0	4	11	52	0	0	7	15
5 KK Mahmoodiah, JB	2	4	150	331	2	3	120	252	0	0	72	39
6 KK Sultan Ismail, JB	0	0	33	52	0	0	30	48	0	0	19	11
7 KK Pasir Gudang, JB	2	5	45	93	2	5	44	88	0	0	28	16
8 KK Mengkibol, Kluang	0	2	18	73	0	1	16	43	0	0	12	1
9 KK Batu Pahat	1	2	90	48	1	2	84	33	0	0	66	0

BACTERIOLOGICAL SURVEILLANCE

A. Enteric Pathogen Identified During Food Poisoning/AGE Event 2013 – 2014, Johor State

Analysis	No. of sample received				No. of positive sample			
	This epid week		Cumulative		This epid week		Cumulative	
	2014	2013	2014	2013	2014	2013	2014	2013
1 <i>Salmonella typhi</i>	16	14	366	222	0	1	0	0
2 <i>Salmonella spp. (other than S. typhi)</i>	16	14	366	222	0	0	0	20
3 <i>Vibrio cholerae</i>	16	14	366	222	0	0	0	0
4 <i>Vibrio spp. (other than V. cholerae)</i>	16	14	366	222	0	0	0	0
5 <i>Enteropathogenic E.coli (EPEC)</i>	16	14	366	222	0	0	0	0
6 <i>Enterohaemorrhagic E.coli (EHEC)</i>	16	14	366	222	0	0	0	0
7 <i>Shigella spp.</i>	16	14	366	222	0	0	0	0
8 <i>Bacillus cereus (positive enterotoxin)</i>	16	14	366	222	0	0	2	1
9 <i>Staphylococcus aureus (positive enterotoxin)</i>	16	14	366	222	0	11	12	10
10 <i>Campylobacter</i>	16	14	366	222	0	0	0	0

B. Pathogen Identified in the Community via Health Centre / Health Office 2013 – 2014, Johor State

Analysis	No. of sample received				No. of positive sample			
	This epid week		Cumulative		This epid week		Cumulative	
	2014	2013	2014	2013	2014	2013	2014	2013
1 <i>Neisseria meningitidis</i>	61	38	1494	1025	1	0	4	0
2 <i>Haemophilus influenzae</i>	61	38	1494	1025	0	0	31	19
3 <i>Klebsiella pneumoniae</i>	61	38	1494	1025	2	4	72	69
4 <i>Pseudomonas aeruginosa</i>	61	38	1494	1025	0	0	12	14
5 <i>Streptococcus pneumoniae</i>	61	38	1494	1025	0	1	3	3
6 <i>Streptococcus species</i>	61	38	1494	1025	0	0	11	2
7 <i>Staphylococcus aureus</i>	61	38	1494	1025	0	1	8	24
8 <i>Enterobacter species</i>	61	38	1494	1025	0	0	2	5
9 <i>Burkholderia pseudomallei</i>	61	38	1494	1025	0	0	0	0
10 <i>Bordetella pertussis</i>	61	38	1494	1025	0	0	0	0
11 <i>Acinetobacter baumannii</i>	61	38	1494	1025	0	0	1	0
12 <i>Carbapenam Resistant Enterobacteriaceae (CRE)</i>	61	38	1494	1025	0	0	0	0
13 <i>Methicillin Resistant Staphylococcus Aureus (MRSA)</i>	61	38	1494	1025	0	0	0	0

No. of Positive Sample For Current Week, By District, 2014, Johore State

Analysis	DISTRICT										
	JB	KJ	MR	LG	BP	KG	ST	PN	KT	MG	STATE
A. Enteric Pathogen Identified During Food Poisoning/AGE Event											
1 <i>Salmonella typhi</i>	0	0	0	0	0	0	0	0	0	0	0
2 <i>Salmonella spp. (other than S. typhi)</i>	0	0	0	0	0	0	0	0	0	0	0
3 <i>Vibrio cholerae</i>	0	0	0	0	0	0	0	0	0	0	0
4 <i>Vibrio spp. (other than V. cholerae)</i>	0	0	0	0	0	0	0	0	0	0	0
5 <i>Enteropathogenic E.coli (EPEC)</i>	0	0	0	0	0	0	0	0	0	0	0
6 <i>Enterohaemorrhagic E.coli (EHEC)</i>	0	0	0	0	0	0	0	0	0	0	0
7 <i>Shigella spp.</i>	0	0	0	0	0	0	0	0	0	0	0
8 <i>Bacillus cereus (positive enterotoxin)</i>	0	0	0	0	0	0	0	0	0	0	0
9 <i>Staphylococcus aureus (positive enterotoxin)</i>	0	0	0	0	0	0	0	0	0	0	0
10 <i>Campylobacter</i>	0	0	0	0	0	0	0	0	0	0	0
B. Pathogen Identified in the Community via Health Centre / Health Office											
1 <i>Neisseria meningitidis</i>	0	0	0	0	0	0	0	0	0	0	0
2 <i>Haemophilus influenzae</i>	0	0	0	0	0	0	0	0	0	0	0
3 <i>Klebsiella pneumoniae</i>	2	0	0	0	0	0	0	0	0	0	2
4 <i>Pseudomonas aeruginosa</i>	0	0	0	0	0	0	0	0	0	0	0
5 <i>Streptococcus pneumoniae</i>	0	0	0	0	0	0	0	0	0	0	0
6 <i>Streptococcus species</i>	0	0	0	0	0	0	0	0	0	0	0
7 <i>Staphylococcus aureus</i>	0	0	0	0	0	0	0	0	0	0	0
8 <i>Enterobacter species</i>	0	0	0	0	0	0	0	0	0	0	0
9 <i>Burkholderia pseudomallei</i>	0	0	0	0	0	0	0	0	0	0	0
10 <i>Bordetella pertussis</i>	0	0	0	0	0	0	0	0	0	0	0
11 <i>Acinetobacter baumannii</i>	0	0	0	0	0	0	0	0	0	0	0
12 <i>CRE</i>	0	0	0	0	0	0	0	0	0	0	0
13 <i>MRSA</i>	0	0	0	0	0	0	0	0	0	0	0

No. of Positive Sample For Current Week Cumulative, By District, 2014, Johore State

Analysis	DISTRICT										
	JB	KJ	MR	LG	BP	KG	ST	PN	KT	MG	STATE
A. Enteric Pathogen Identified During Food Poisoning/AGE Event											
1 <i>Salmonella typhi</i>	0	0	0	0	0	0	0	0	0	0	0
2 <i>Salmonella spp. (other than S. typhi)</i>	0	0	0	0	0	0	0	0	0	0	0
3 <i>Vibrio cholerae</i>	0	0	0	0	0	0	0	0	0	0	0
4 <i>Vibrio spp. (other than V. cholerae)</i>	0	0	0	0	0	0	0	0	0	0	0
5 <i>Enteropathogenic E.coli (EPEC)</i>	0	0	0	0	0	0	0	0	0	0	0
6 <i>Enterohaemorrhagic E.coli (EHEC)</i>	0	0	0	0	0	0	0	0	0	0	0
7 <i>Shigella spp.</i>	0	0	0	0	0	0	0	0	0	0	0
8 <i>Bacillus cereus (positive enterotoxin)</i>	1	0	2	2	0	0	0	0	0	0	5
9 <i>Staphylococcus aureus (positive enterotoxin)</i>	4	2	0	1	0	1	1	0	0	0	9
10 <i>Campylobacter</i>	0	0	0	0	0	0	0	0	0	0	0
B. Pathogen Identified in the Community via Health Centre / Health Office											
1 <i>Neisseria meningitidis</i>	0	0	0	0	0	0	0	0	0	0	0
2 <i>Haemophilus influenzae</i>	31	0	0	0	0	0	0	0	0	0	31
3 <i>Klebsiella pneumoniae</i>	73	0	0	0	0	0	0	0	0	0	73
4 <i>Pseudomonas aeruginosa</i>	11	0	0	0	0	0	0	0	1	0	12
5 <i>Streptococcus pneumoniae</i>	3	0	0	0	0	0	0	0	0	0	3
6 <i>Streptococcus species</i>	11	0	0	0	0	0	0	0	0	0	11
7 <i>Staphylococcus aureus</i>	7	0	0	0	0	1	0	0	0	0	8
8 <i>Enterobacter species</i>	2	0	0	0	0	0	0	0	0	0	2
9 <i>Burkholderia pseudomallei</i>	0	0	0	0	0	0	0	0	0	0	0
10 <i>Bordetella pertussis</i>	0	0	0	0	0	0	0	0	0	0	0
11 <i>Acinetobacter baumannii</i>	1	0	0	0	0	0	0	0	0	0	1
12 <i>CRE</i>	0	0	0	0	0	0	0	0	0	0	0
13 <i>MRSA</i>	0	0	0	0	0	0	0	0	0	0	0

WEEKLY OUTBREAK SUMMARY, 2014: EPID WEEK 24

Nil

Note: Please verify with the Epidemiology (CDC) Unit, Public Health Division, Johor State Health Department before quoting above figures and outbreak summary.