



COMMUNICABLE DISEASE FOR CURRENT WEEK, 2013 AND 2014, JOHORE STATE

DISEASE	THIS EPID WEEK		MEDIAN 2009-2013	CUMULATIVE	
	2014	2013		2014	2013
NOTIFIABLE DISEASES					
1. CHANCROID	0	0	0	0	0
2. CHOLERA	0	0	0	0	0
3. DENGUE FEVER	134	120	44	2507(9)	1625
DENGUE HAEMORRHAGIC FEVER	0	3	3	18(5)	35
4. DIPHTHERIA	0	0	0	0	0
5. DYSENTERY (all types)	0	0	0	1	0
6. EBOLA	0	0	0	0	0
7. FOOD POISONING (episode)	0	2	2	27	20
FOOD POISONING (case)	0	32	39	1111	579
8. GONOCOCCAL INFECTION (all forms)	4	1	3	47	65
9. HAND, FOOT & MOUTH DISEASE (HFMD)	35	42	28	1244	1107
10. HIV INFECTION (all forms)	7	6	8	216	235
HIV DEATH	0	0	NA	18	13
11. LEPROSY	0	0	0	0	7
12. LEPTOSPIROSIS	1	1	0	67	23
13. MALARIA	1	2	2	18	32
14. MEASLES	0	0	0	9	9
15. PLAGUE	0	0	0	0	0
16. ACUTE POLIOMYELITIS	0	0	0	0	0
17. RABIES	0	0	0	0	0
18. RELAPSING FEVER	0	0	0	0	0
19. SYPHILIS (all forms)	6	5	2	62	54
20. TETANUS (Neonatorum / Adult)	2	0	0	5	0
21. TUBERCULOSIS (all forms)	47	34	37	1093	1028
22. TUBERCULOSIS DEATH	0	1	NA	8	27
TYPHOID & PARATYPHOID FEVER	0	1	0	8	10
23. TYPHUS & OTHER RECKETTSIOSES	0	0	0	0	0
24. VIRAL ENCEPHALITIS	0	0	0	0	0
25. VIRAL HEPATITIS					
a) Hepatitis A	0	0	0	3	1
b) Hepatitis B	5	0	2	74	86
c) Hepatitis C	4	0	2	65	95
d) Other Hepatitis	0	0	0	0	0
26. WHOOPING COUGH	0	0	0	2	1
27. YELLOW FEVER	0	0	0	0	0
OTHER LIFE THREATENING MICROBIAL INFECTION					
1. CARBAPENAM RESISTANT ENTEROBACTERIACEA (CRE)	0	0	NA	0	0
2. MENINGOCOCCAL MENINGITIS	0	NA	NA	5	NA
OTHER DISEASES UNDER SURVEILLANCE					
1. ACUTE FLACCID PARALYSIS (AFP)	0	NA	NA	3	NA
2. ACUTE GASTROENTERITIS (AGE)	496	802	831	14943	18314
3. FEVER SURVEILLANCE	5287	7432	7553.5	154950	167948
4. FILARIASIS	0	NA	NA	9	NA
5. INFLUENZA A (H1N1)	0	0	0	11	10
6. INFLUENZA-LIKE ILLNESS (ILI)	148	175	183	3643	3919
7. MELIOIDOSIS	0	0	NA	0	4
8. SEVERE ACUTE RESPIRATORY INFECTION (sARI)	0	NA	0	214	NA

EDITORIAL TEAM

Dr. Hjh Fatimah Bt. عثمان Dr. Badrul Hisham B. Abd Samad
Pn. Akmalina Bt. Hanafi En. Zainalabidin bin Mokhtar
 E-mail : epidjknjhr@moh.gov.my

PUBLISHER

Bahagian Kesihatan Awam, Jabatan Kesihatan Negeri Johor,
 Jalan Persiaran Permai, 81200 Johor Bahru
 Tel: 07-2356136 Fax: 07-2356221

CUMULATIVE BY YEAR, 2009-2014, JOHORE STATE

DISEASE	2009	2010	2011	2012	2013	2014
NOTIFIABLE DISEASES						
1. CHANCROID	0	0	0	0	0	0
2. CHOLERA	0	0	0	0	0	0
3. DENGUE FEVER	1376	1592	764	814	1625	2507(9)
DENGUE HAEMORRHAGIC FEVER	113	232	150	32	35	18(5)
4. DIPHTHERIA	0	0	0	0	0	0
5. DYSENTERY (all types)	1	6	0	2	0	1
6. EBOLA	0	0	0	0	0	0
7. FOOD POISONING (episode)	12	17	43	36	20	27
FOOD POISONING (case)	616	569	1633	1087	579	1111
8. GONOCOCCAL INFECTION (all forms)	39	103	113	109	65	47
9. HAND, FOOT & MOUTH DISEASE (HFMD)	449	426	239	2009	1107	1244
10. HIV INFECTION (all forms)	174	260	243	284	235	216
HIV DEATH	NA	NA	NA	24	13	18
11. LEPROSY	6	2	6	2	7	0
12. LEPTOSPIROSIS	NA	0	24	39	23	67
13. MALARIA	81	86	37	37	32	18
14. MEASLES	2	2	8	34	9	9
15. PLAGUE	0	0	0	0	0	0
16. ACUTE POLIOMYELITIS	0	0	0	0	0	0
17. RABIES	0	0	0	0	0	0
18. RELAPSING FEVER	0	0	0	0	0	0
19. SYPHILIS (all forms)	24	49	38	66	54	62
20. TETANUS (Neonatorum / Adult)	0	0	1	0	0	5
21. TUBERCULOSIS (all forms)	828	937	904	1124	1028	1093
22. TUBERCULOSIS DEATH	NA	NA	NA	31	27	8
TYPHOID & PARATYPHOID FEVER	13	4	3	1	10	8
23. TYPHUS & OTHER RECKETTSIOSES	0	0	0	1	0	0
24. VIRAL ENCEPHALITIS	0	0	0	1	0	0
25. VIRAL HEPATITIS						
a) Hepatitis A	3	2	2	0	1	3
b) Hepatitis B	40	17	26	110	86	74
c) Hepatitis C	0	0	0	0	0	0
d) Other Hepatitis	3	0	0	0	0	0
26. WHOOPING COUGH	0	0	1	6	1	2
27. YELLOW FEVER	0	0	0	0	0	0
OTHER LIFE THREATENING MICROBIAL INFECTION						
1. CARBAPENAM RESISTANT ENTEROBACTERIACEA (CRE)	NA	0	5	26	0	0
2. MENINGOCOCCAL MENINGITIS	NA	NA	NA	NA	NA	5
OTHER DISEASES UNDER SURVEILLANCE						
1. ACUTE FLACCID PARALYSIS (AFP)	NA	NA	NA	NA	NA	3
2. ACUTE GASTROENTERITIS (AGE)	NA	27698	24316	17955	18314	14943
3. FEVER SURVEILLANCE	NA	112220	56550	195283	167948	154950
4. FILARIASIS	NA	NA	NA	NA	NA	9
5. INFLUENZA A (H1N1)	51	585	102	17	10	11
6. INFLUENZA-LIKE ILLNESS (ILI)	3312	7869	2702	4102	3919	3643
7. MELIOIDOSIS	NA	NA	NA	0	4	0
8. SEVERE ACUTE RESPIRATORY INFECTION (sARI)	NA	NA	NA	NA	NA	214

COMMUNICABLE DISEASES FOR CURRENT WEEK BY DISTRICT, 2014, JOHORE STATE

DISEASE	DISTRICT										
	JB	KJ	MR	LG	BP	KG	ST	PN	KT	MG	STATE
NOTIFIABLE DISEASES											
1. CHANCROID	0	0	0	0	0	0	0	0	0	0	0
2. CHOLERA	0	0	0	0	0	0	0	0	0	0	0
3. DENGUE FEVER	83	15	1	0	18	8	2	2	2	3	134
DENGUE HAEMORRHAGIC FEVER	0	0	0	0	0	0	0	0	0	0	0
4. DIPHTHERIA	0	0	0	0	0	0	0	0	0	0	0
5. DYSENTERY (all types)	0	0	0	0	0	0	0	0	0	0	0
6. EBOLA	0	0	0	0	0	0	0	0	0	0	0
7. FOOD POISONING (episode)	0	0	0	0	0	0	0	0	0	0	0
FOOD POISONING (case)	0	0	0	0	0	0	0	0	0	0	0
8. GONOCOCCAL INFECTION (all forms)	3	0	0	0	1	0	0	0	0	0	4
9. HAND, FOOT & MOUTH DISEASE (HFMD)	16	0	0	1	13	1	2	0	2	0	35
10. HIV INFECTION (all forms)	6	0	0	0	0	0	0	0	1	0	7
HIV DEATH	0	0	0	0	0	0	0	0	0	0	0
11. LEPROSY	0	0	0	0	0	0	0	0	0	0	0
12. LEPTOSPIROSIS	0	1	0	0	0	0	0	0	0	0	1
13. MALARIA	0	0	1	0	0	0	0	0	0	0	1
14. MEASLES	0	0	0	0	0	0	0	0	0	0	0
15. PLAGUE	0	0	0	0	0	0	0	0	0	0	0
16. ACUTE POLIOMYELITIS	0	0	0	0	0	0	0	0	0	0	0
17. RABIES	0	0	0	0	0	0	0	0	0	0	0
18. RELAPSING FEVER	0	0	0	0	0	0	0	0	0	0	0
19. SYPHILIS (all forms)	5	0	0	1	0	0	0	0	0	0	6
20. TETANUS (Neonatorum / Adult)	2	0	0	0	0	0	0	0	0	0	2
21. TUBERCULOSIS (all forms)	15	8	2	2	7	2	2	0	5	4	47
TUBERCULOSIS DEATH	0	0	0	0	0	0	0	0	0	0	0
22. TYPHOID & PARATYPHOID FEVER	0	0	0	0	0	0	0	0	0	0	0
23. TYPHUS & OTHER RECKETTSIOSES	0	0	0	0	0	0	0	0	0	0	0
24. VIRAL ENCEPHALITIS	0	0	0	0	0	0	0	0	0	0	0
25. VIRAL HEPATITIS											
a) Hepatitis A	0	0	0	0	0	0	0	0	0	0	0
b) Hepatitis B	1	0	0	3	0	0	0	0	0	1	5
c) Hepatitis C	1	0	1	2	0	0	0	0	0	0	4
d) Other Hepatitis	0	0	0	0	0	0	0	0	0	0	0
26. WHOOPING COUGH	0	0	0	0	0	0	0	0	0	0	0
27. YELLOW FEVER	0	0	0	0	0	0	0	0	0	0	0
OTHER LIFE THREATENING MICROBIAL INFECTION											
1. CARBAPENAM RESISTANT ENTEROBACTERIACEA (CRE)	0	0	0	0	0	0	0	0	0	0	0
2. MENINGOCOCCAL MENINGITIS	0	0	0	0	0	0	0	0	0	0	0
OTHER DISEASES UNDER SURVEILLANCE											
1. ACUTE FLACCID PARALYSIS (AFP)	0	0	0	0	0	0	0	0	0	0	0
2. ACUTE GASTROENTERITIS (AGE)	58	9	28	30	120	76	38	31	76	30	496
3. FEVER SURVEILLANCE											
a) Fever <38°C	813	0	1333	220	478	132	597	461	534	26	4594
b) Fever >38°C	10	0	156	59	175	88	65	15	97	28	693
4. FILARIASIS	0	0	0	0	0	0	0	0	0	0	0
5. INFLUENZA A (H1N1)	0	0	0	0	0	0	0	0	0	0	0
6. INFLUENZA-LIKE ILLNESS (ILI)	27	15	6	9	9	4	0	19	57	2	148
7. MELIOIDOSIS	0	0	0	0	0	0	0	0	0	0	0
8. SEVERE ACUTE RESPIRATORY INFECTION (sARI)	0	0	0	0	0	0	0	0	0	0	0

COMMUNICABLE DISEASES FOR CURRENT WEEK CUMULATIVE BY DISTRICT, 2014, JOHORE STATE

DISEASE	DISTRICT										
	JB	KJ	MR	LG	BP	KG	ST	PN	KT	MG	STATE
NOTIFIABLE DISEASES											
1. CHANCROID	0	0	0	0	0	0	0	0	0	0	0
2. CHOLERA	0	0	0	0	0	0	0	0	0	0	0
3. DENGUE FEVER	1383(4)	249(1)	47	31	315(1)	246(1)	62(1)	52	91(1)	31	2507(9)
DENGUE HAEMORRHAGIC FEVER	12(5)	1	0	0	5	0	0	0	0	0	18(5)
4. DIPHTHERIA	0	0	0	0	0	0	0	0	0	0	0
5. DYSENTERY (all types)	1	0	0	0	0	0	0	0	0	0	1
6. EBOLA	0	0	0	0	0	0	0	0	0	0	0
7. FOOD POISONING (episode)	5	3	3	5	0	5	1	1	3	1	27
FOOD POISONING (case)	275	61	177	229	0	170	57	29	72	41	1111
8. GONOCOCCAL INFECTION (all forms)	21	1	1	0	14	5	2	2	1	0	47
9. HAND, FOOT & MOUTH DISEASE (HFMD)	488	67	93	157	146	128	27	55	52	31	1244
10. HIV INFECTION (all forms)	126	20	8	4	6	10	2	15	15	10	216
HIV DEATH	0	0	1	0	1	5	0	2	2	7	18
11. LEPROSY	0	0	0	0	0	0	0	0	0	0	0
12. LEPTOSPIROSIS	24	1	5	10	16	2	3	2	4	0	67
13. MALARIA	3	2	3	0	0	2	2	1	1	4	18
14. MEASLES	3	0	0	0	3	0	3	0	0	0	9
15. PLAGUE	0	0	0	0	0	0	0	0	0	0	0
16. ACUTE POLIOMYELITIS	0	0	0	0	0	0	0	0	0	0	0
17. RABIES	0	0	0	0	0	0	0	0	0	0	0
18. RELAPSING FEVER	0	0	0	0	0	0	0	0	0	0	0
19. SYPHILIS (all forms)	45	4	0	4	3	3	1	0	2	0	62
20. TETANUS (Neonatorum / Adult)	3	1	0	0	0	0	0	1	0	0	5
21. TUBERCULOSIS (all forms)	474	83	77	28	130	79	57	53	90	22	1093
22. TUBERCULOSIS DEATH	0	0	0	2	0	6	0	0	0	0	8
TYPHOID & PARATYPHOID FEVER	3	1	1	1	1	1	0	0	0	0	8
23. TYPHUS & OTHER RECKETTSIOSES	0	0	0	0	0	0	0	0	0	0	0
24. VIRAL ENCEPHALITIS	0	0	0	0	0	0	0	0	0	0	0
25. VIRAL HEPATITIS											
a) Hepatitis A	0	0	0	0	3	0	0	0	0	0	3
b) Hepatitis B	19	2	11	15	5	6	3	4	8	1	74
c) Hepatitis C	21	0	4	6	6	14	7	3	4	0	65
d) Other Hepatitis	0	0	0	0	0	0	0	0	0	0	0
26. WHOOPING COUGH	0	0	1	0	1	0	0	0	0	0	2
27. YELLOW FEVER	0	0	0	0	0	0	0	0	0	0	0
OTHER LIFE THREATENING MICROBIAL INFECTION											
1. CARBAPENAM RESISTANT ENTEROBACTERIACEA (CRE)	0	0	0	0	0	0	0	0	0	0	0
2. MENINGOCOCCAL MENINGITIS	3	0	0	0	0	1	0	1	0	0	5
OTHER DISEASES UNDER SURVEILLANCE											
1. ACUTE FLACCID PARALYSIS (AFP)	1	0	0	0	2	0	0	0	0	0	3
2. ACUTE GASTROENTERITIS (AGE)	2419	238	694	1104	3137	1859	1224	1178	2367	723	14943
3. FEVER SURVEILLANCE											
a) Fever <38°C	14101	2872	39989	6019	16423	3386	16049	15283	15802	1297	131221
b) Fever ≥38°C	290	115	4336	1757	6653	2573	2618	759	4058	570	23729
4. FILARIASIS	0	0	0	0	0	0	0	2	1	6	9
5. INFLUENZA A (H1N1)	2	0	2	1	0	4	0	2	0	0	11
6. INFLUENZA-LIKE ILLNESS (ILI)	602	378	150	279	291	30	15	696	1169	33	3643
7. MELIOIDOSIS	0	0	0	0	0	0	0	0	0	0	0
8. SEVERE ACUTE RESPIRATORY INFECTION (sARI)	214	0	0	0	0	0	0	0	0	0	214

NOTIFICATION OF CLUSTER / OUTBREAK BY DISTRICT, 2014, JOHORE STATE

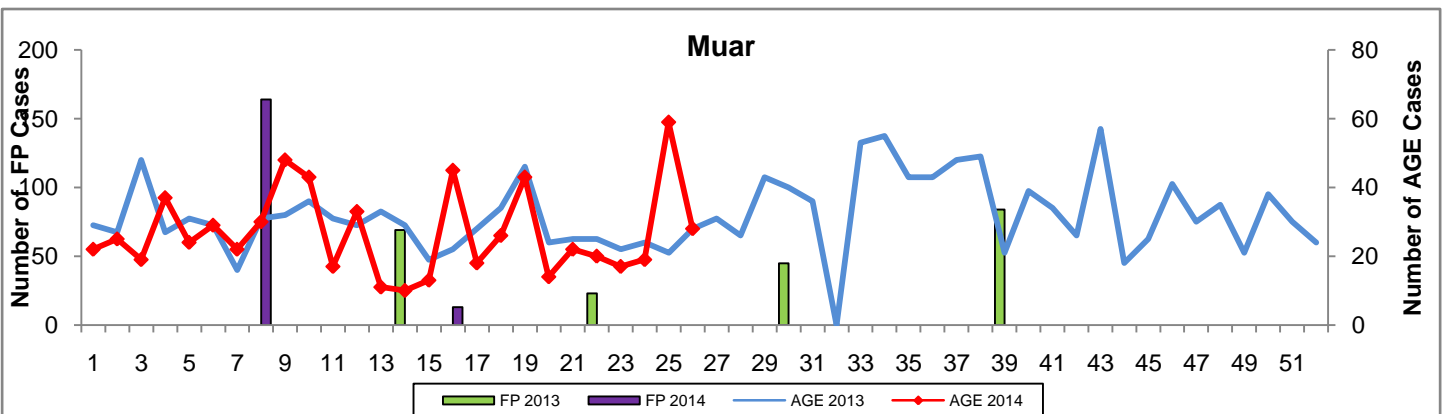
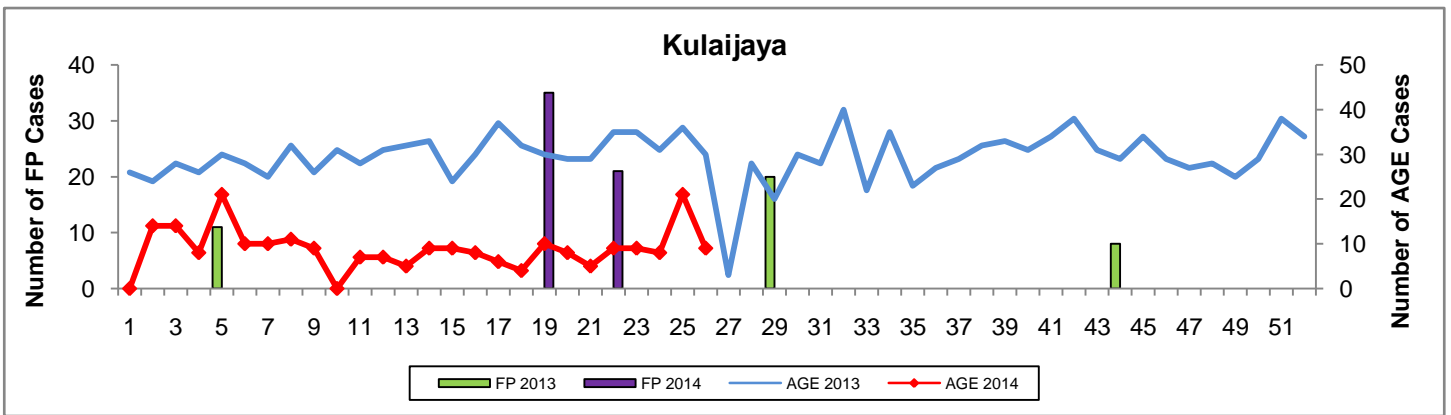
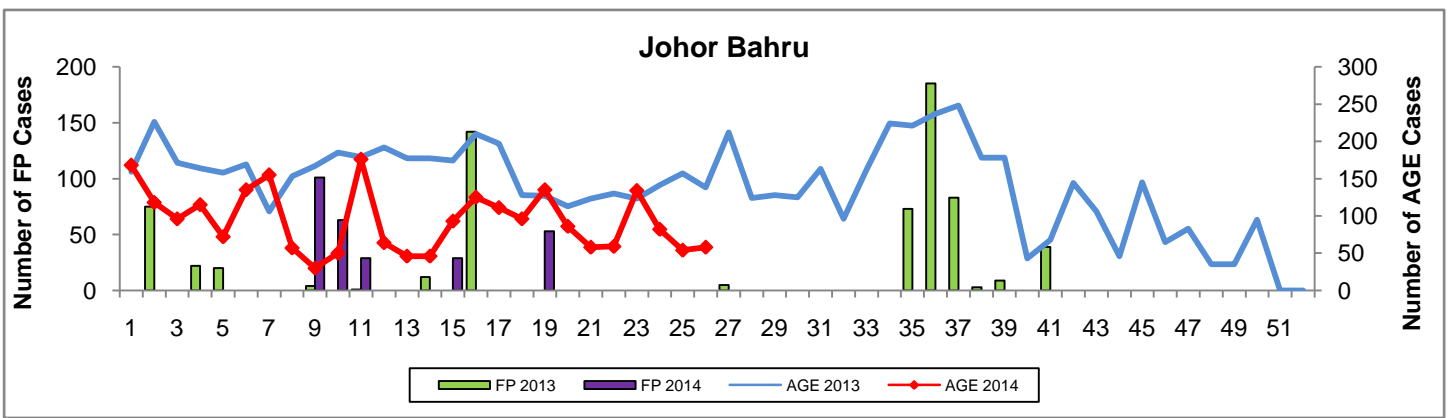
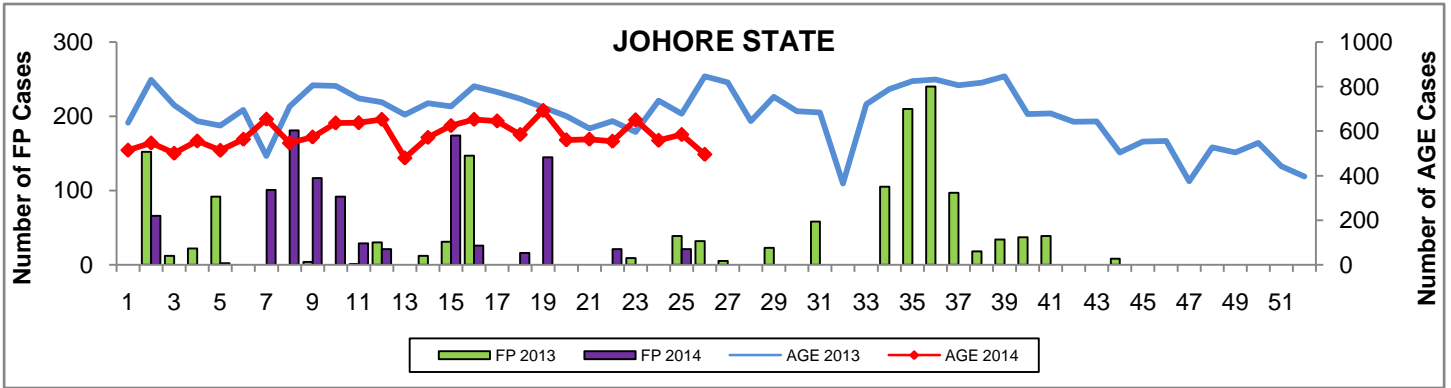
DISEASE	JB	KJ	MR	LG	BP	KG	ST	PN	KT	MG	STATE
CURRENT WEEK, EW 25											
1. ACUTE GASTROENTERITIS (AGE)	0	0	0	0	0	0	0	0	0	0	0
2. CONJUNCTIVITIS	1	0	0	0	0	0	0	0	0	0	1
3. FOOD POISONING	0	0	0	0	0	0	0	0	0	0	0
4. HAND, FOOT & MOUTH DISEASE (HFMD)	0	0	0	0	0	0	0	0	0	0	0
5. INFLUENZA	0	0	0	0	0	0	0	0	0	0	0
6. MENINGOCOCCAL MENINGITIS	0	0	0	0	0	0	0	0	0	0	0
7. PESTICIDE POISONING	0	0	0	0	0	0	0	0	0	0	0
8. RUBELLA	0	0	0	0	0	0	0	0	0	0	0
9. UPPER RESPIRATORY TRACT INFECTION (URTI)	0	0	0	0	0	0	0	0	0	0	0
10. VESICULAR RASHES	0	0	0	0	0	0	0	0	0	0	0
CURRENT WEEK CUMULATIVE											
1. ACUTE GASTROENTERITIS (AGE)	0	0	0	0	1	1	0	0	0	0	2
2. CONJUNCTIVITIS	1	0	1	0	0	1	0	0	0	0	3
3. FOOD POISONING	5	3	3	4	0	4	1	1	3	1	25
4. HAND, FOOT & MOUTH DISEASE (HFMD)	3	0	5	5	0	5	2	0	0	4	24
5. INFLUENZA	2	0	0	0	0	0	0	0	0	0	2
6. MENINGOCOCCAL MENINGITIS	1	0	0	0	0	0	0	0	0	0	1
7. PESTICIDE POISONING	1	0	0	0	0	0	0	0	0	0	1
8. RUBELLA	0	0	1	0	0	0	0	0	0	0	1
9. UPPER RESPIRATORY TRACT INFECTION (URTI)	1	0	0	0	0	0	0	0	0	0	1
10. VESICULAR RASHES	1	0	0	0	0	0	0	0	0	0	1

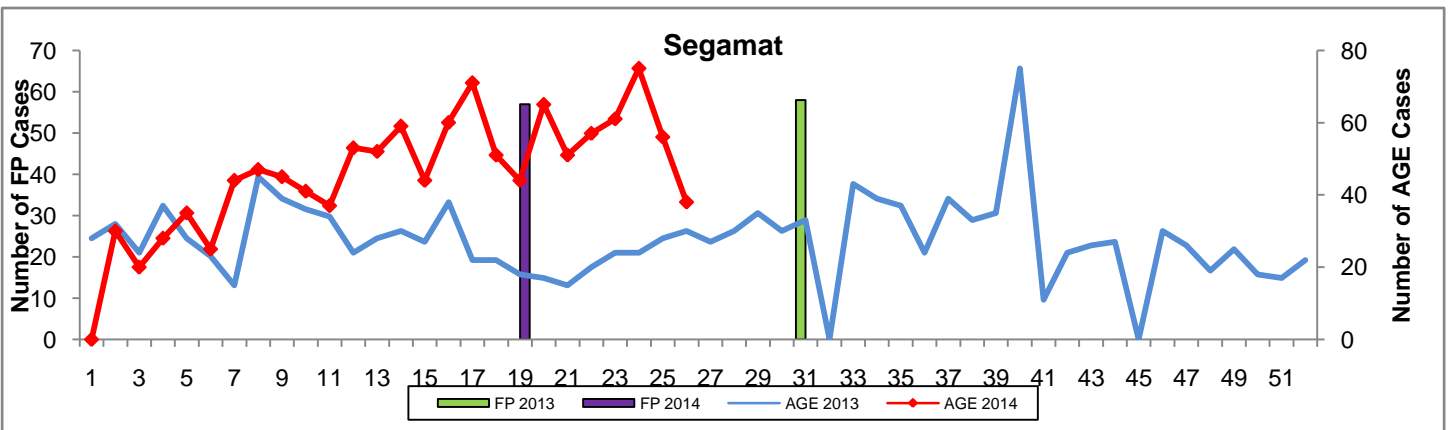
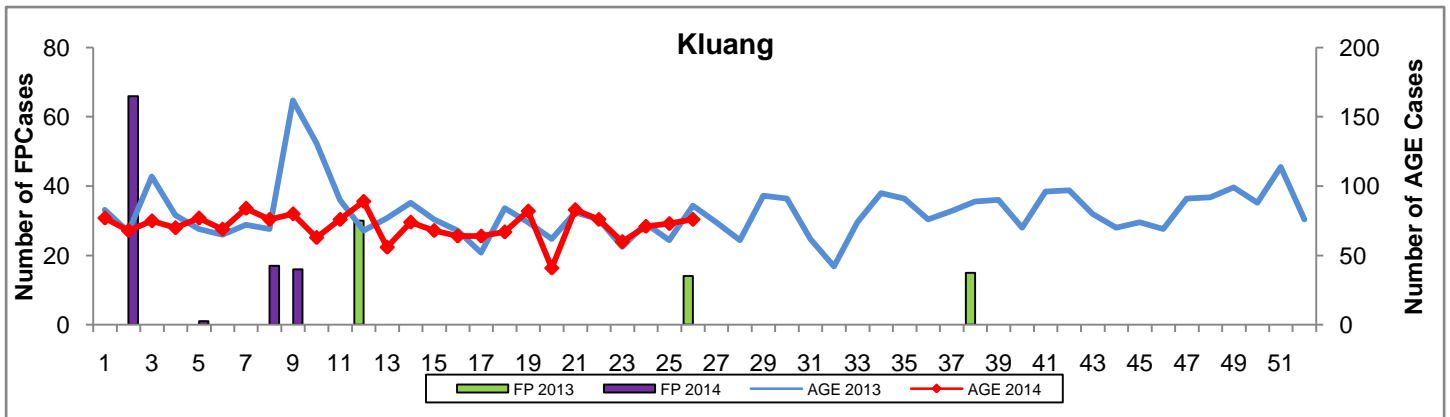
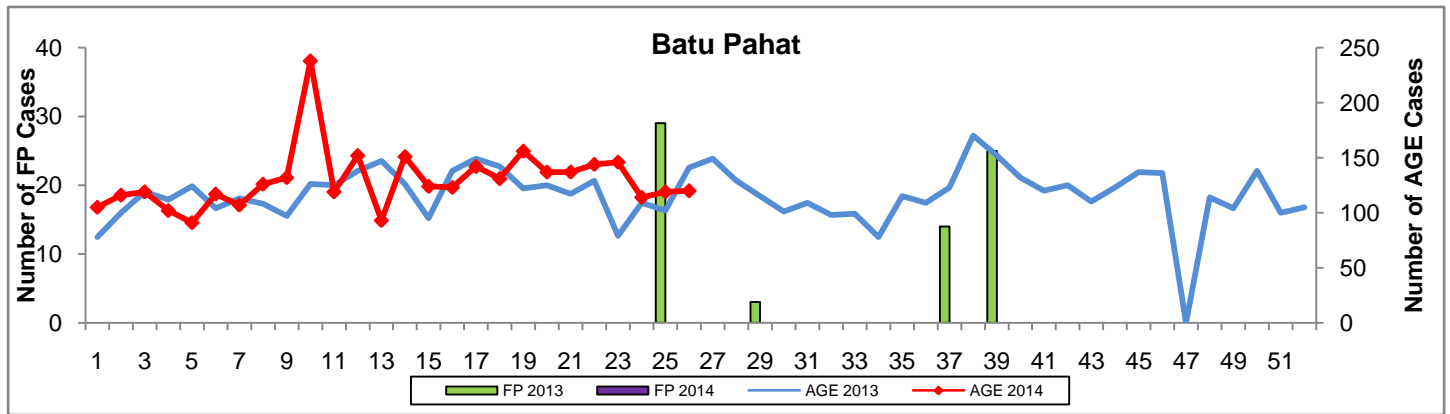
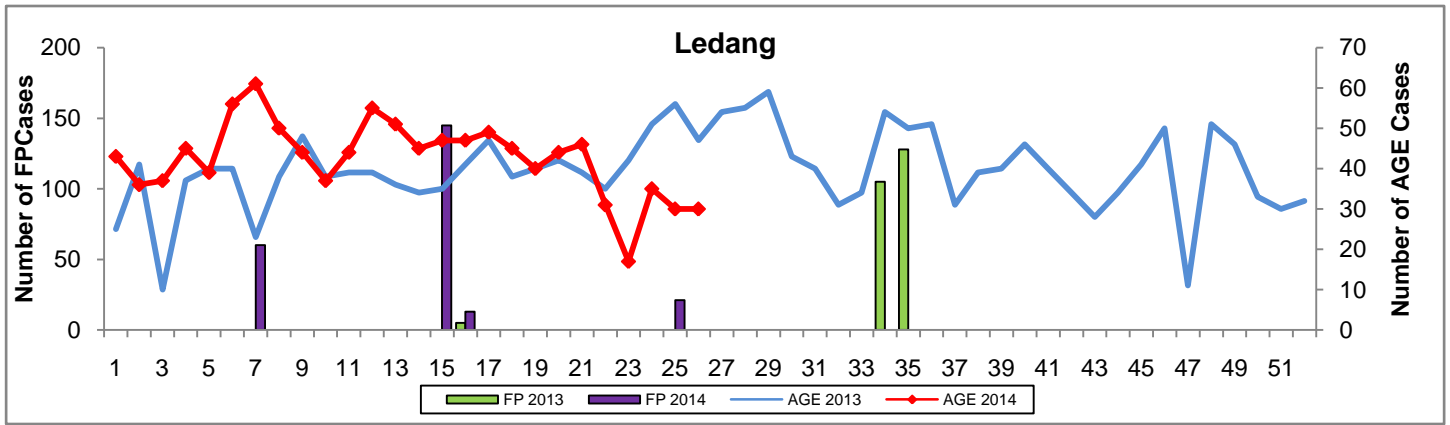
NOTIFICATION OF COMMUNICABLE DISEASES FOR FOMEMA CASES BY DISTRICT, 2014, JOHORE STATE

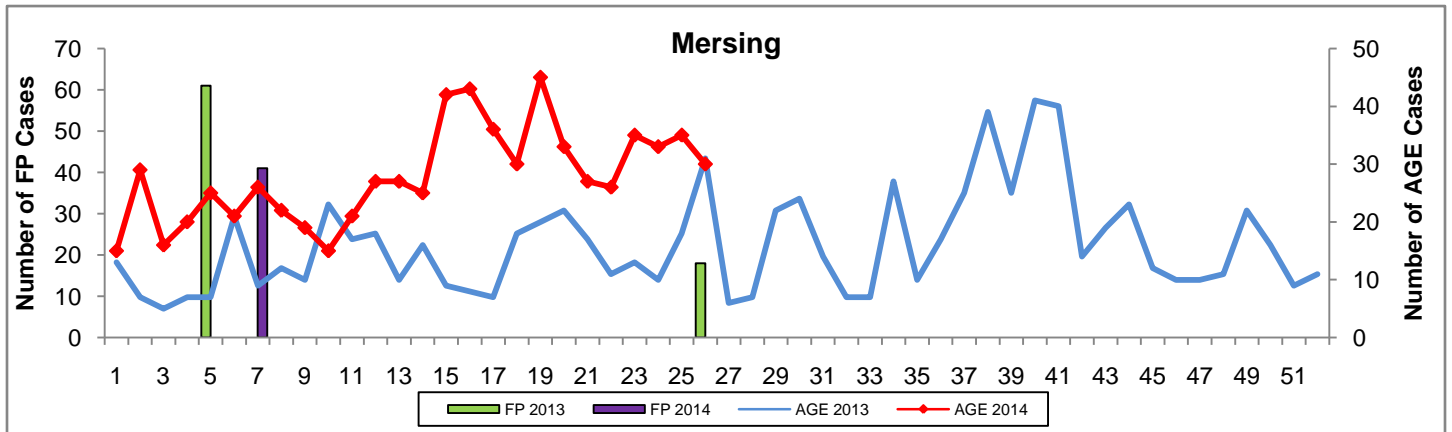
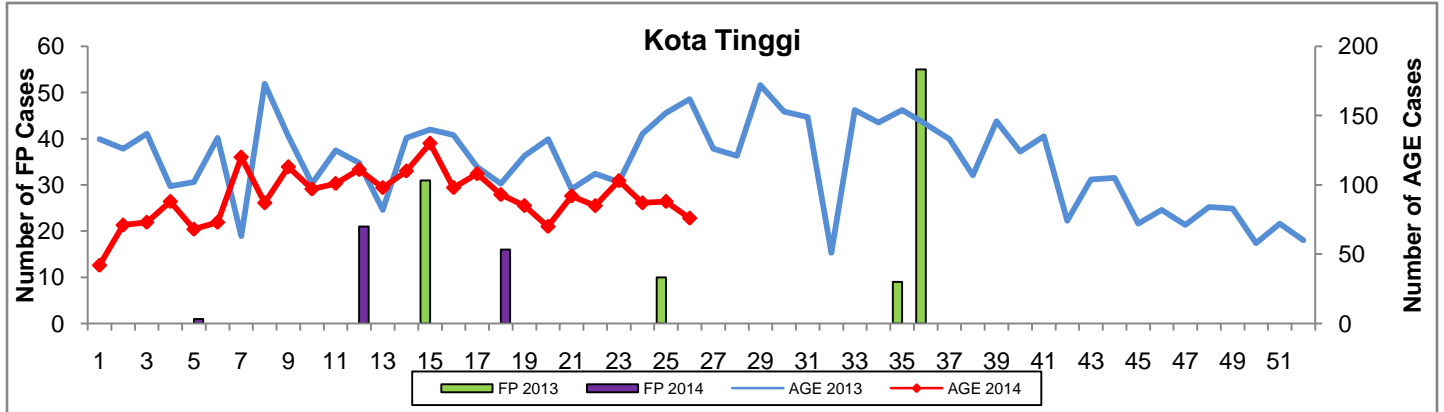
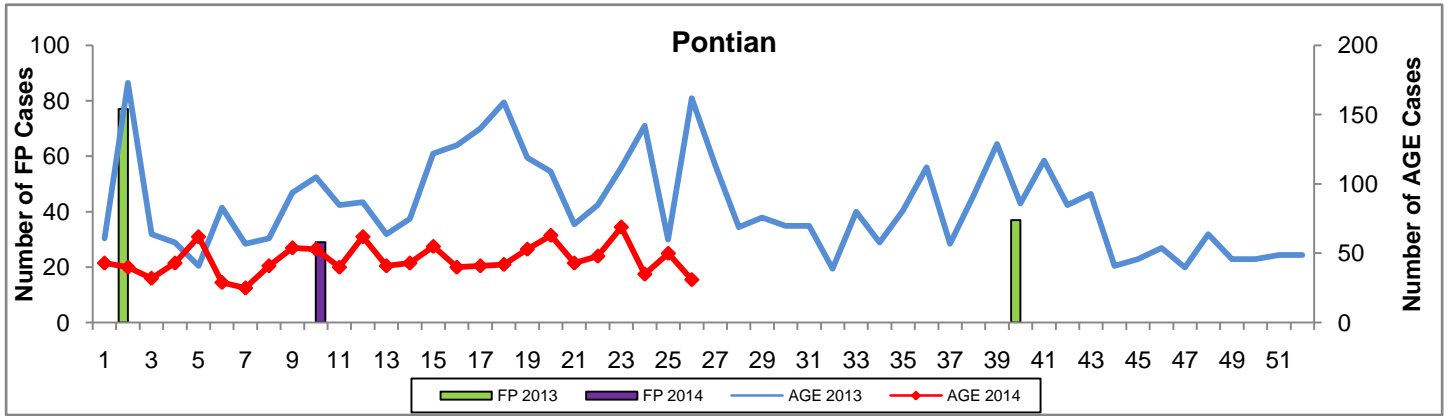
DISEASE	JB	KJ	MR	LG	BP	KG	ST	PN	KT	MG	STATE
CURRENT WEEK, EW 25											
1. HEPATITIS B	16	3	1	0	1	0	1	1	0	0	23
2. HIV / AIDS	1	1	0	0	0	0	0	0	0	0	2
3. LEPROSY	0	0	0	0	0	0	0	0	0	0	0
4. MALARIA	0	0	0	0	0	0	0	0	0	0	0
5. SYPHILIS	3	0	0	0	1	0	0	1	0	0	5
6. TUBERCULOSIS (TB)- CXR	31	12	13	0	18	3	0	0	0	0	77
CURRENT WEEK CUMULATIVE											
1. HEPATITIS B	223	27	38	2	44	27	50	22	34	0	467
2. HIV / AIDS	24	3	1	0	3	1	1	0	2	0	35
3. LEPROSY	0	1	0	0	0	0	0	0	0	0	1
4. MALARIA	1	0	0	0	0	0	0	0	0	0	1
5. SYPHILIS	86	6	9	1	18	18	5	7	5	0	155
6. TUBERCULOSIS (TB)- CXR	1044	128	203	6	172	162	51	49	58	3	1876

Note: The above cases based on clinic address in FOMEMA website report.

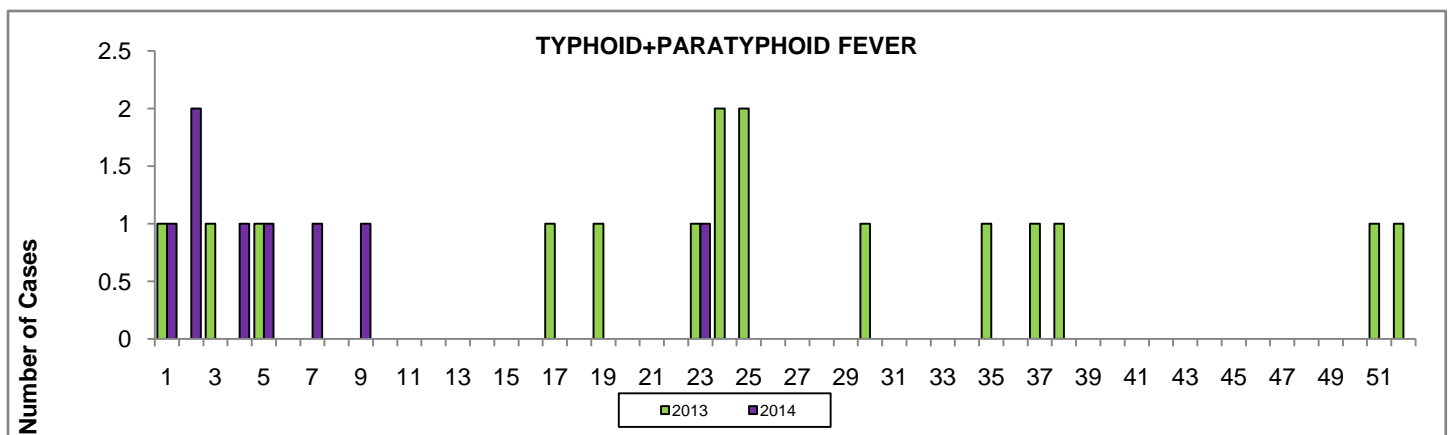
WEEKLY INCIDENCE OF FOOD POISONING, 2013—2014



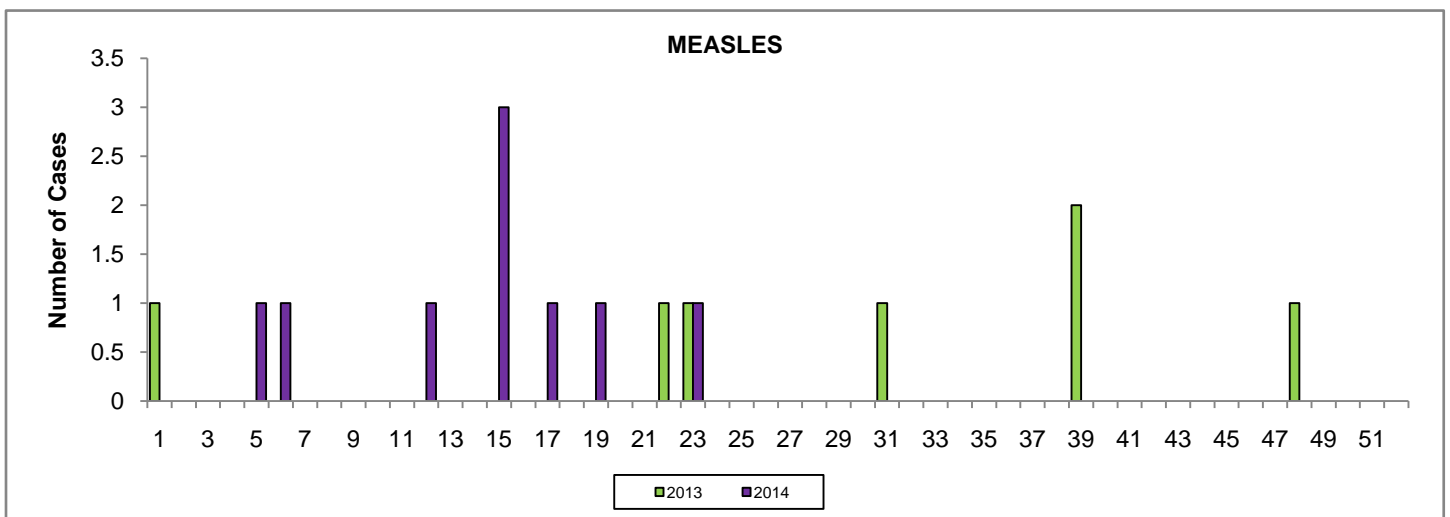
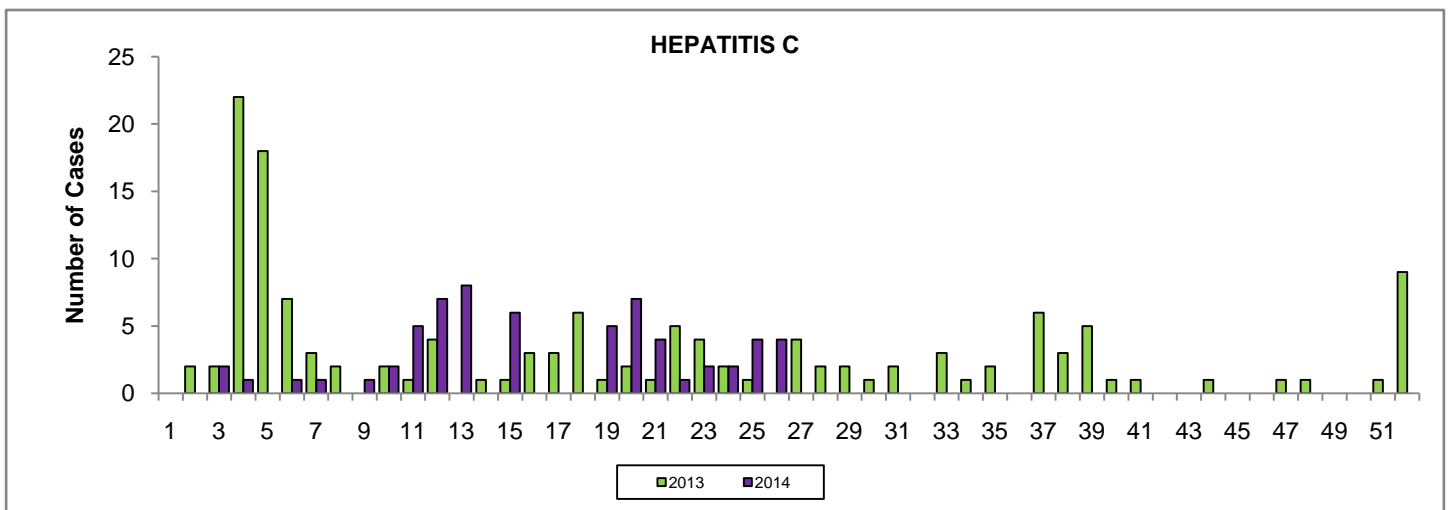
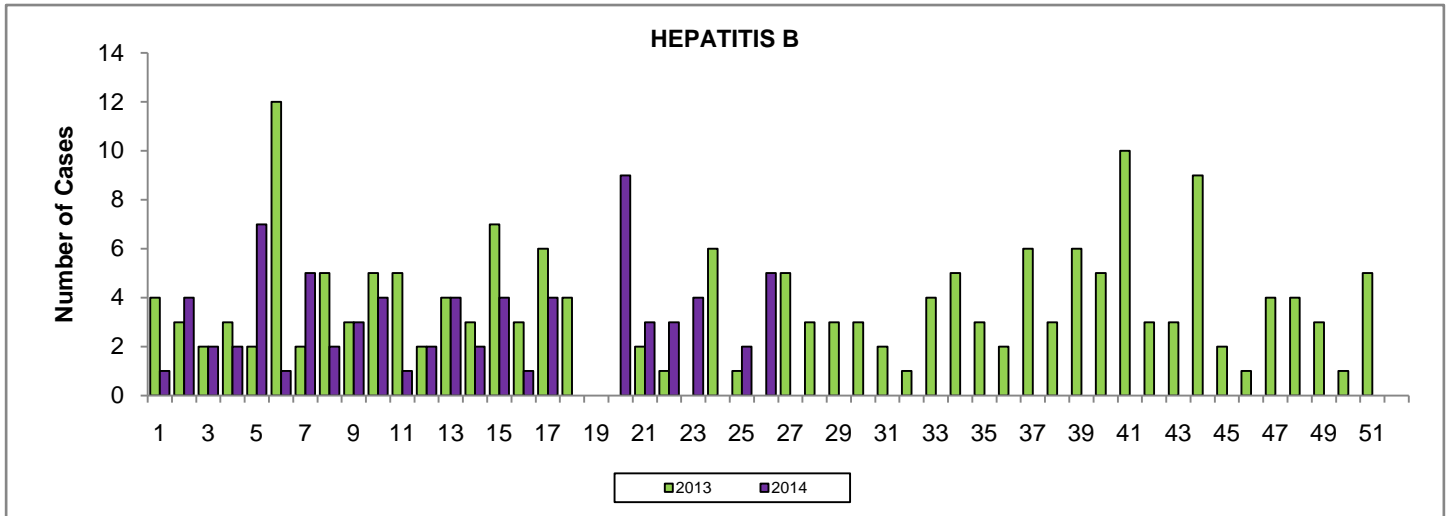




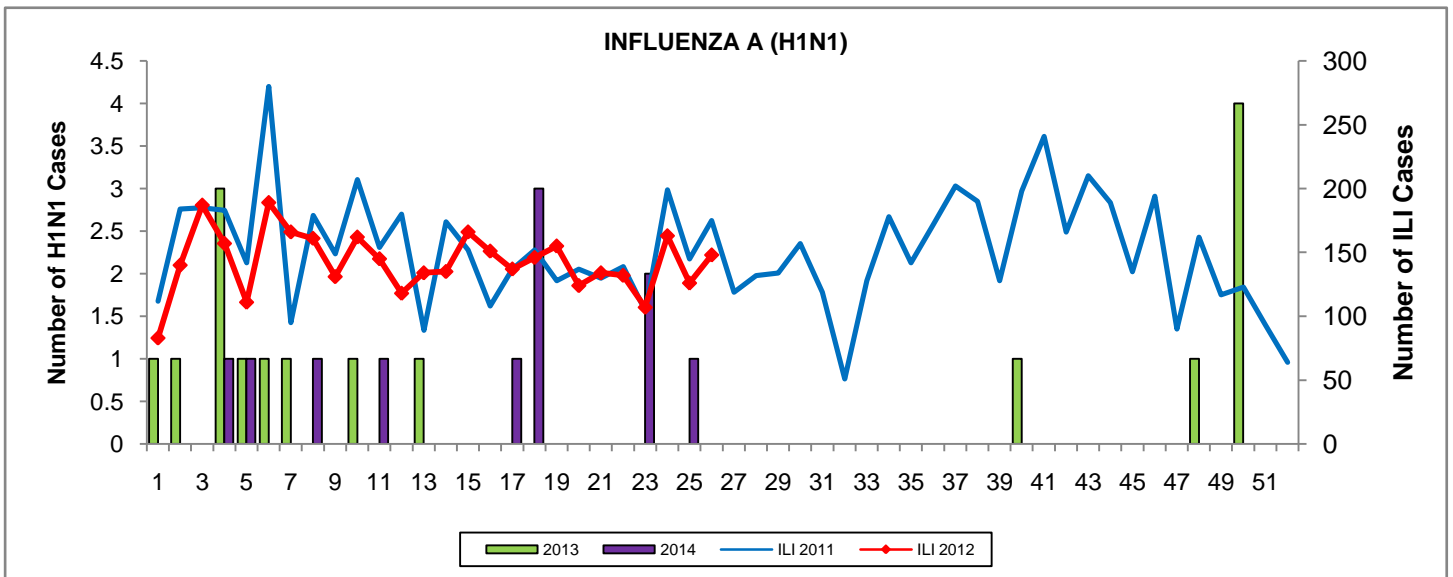
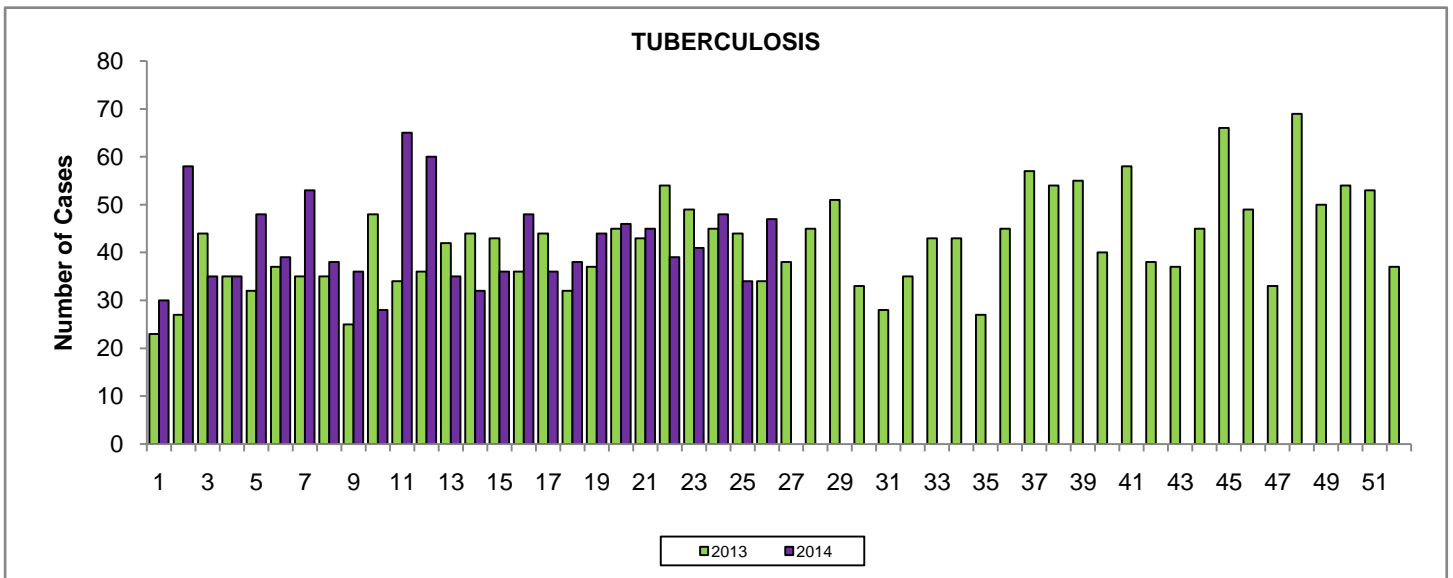
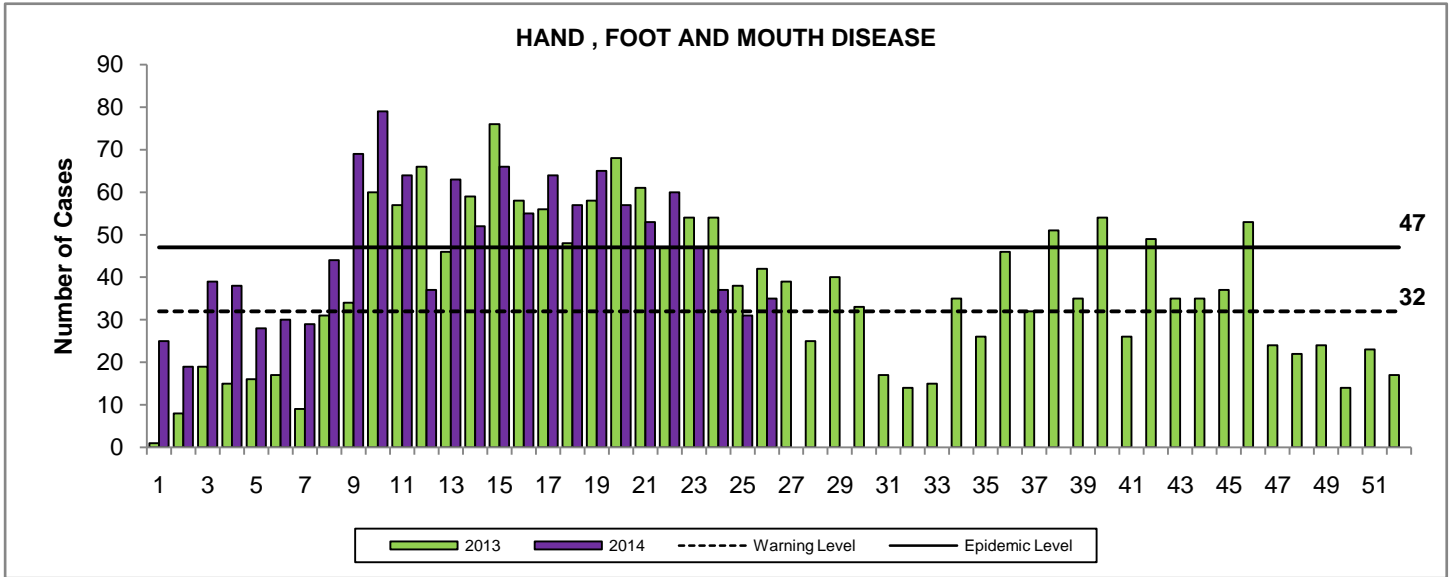
WEEKLY INCIDENCE OF OTHER FOOD WATERBORNE DISEASES, 2013—2014



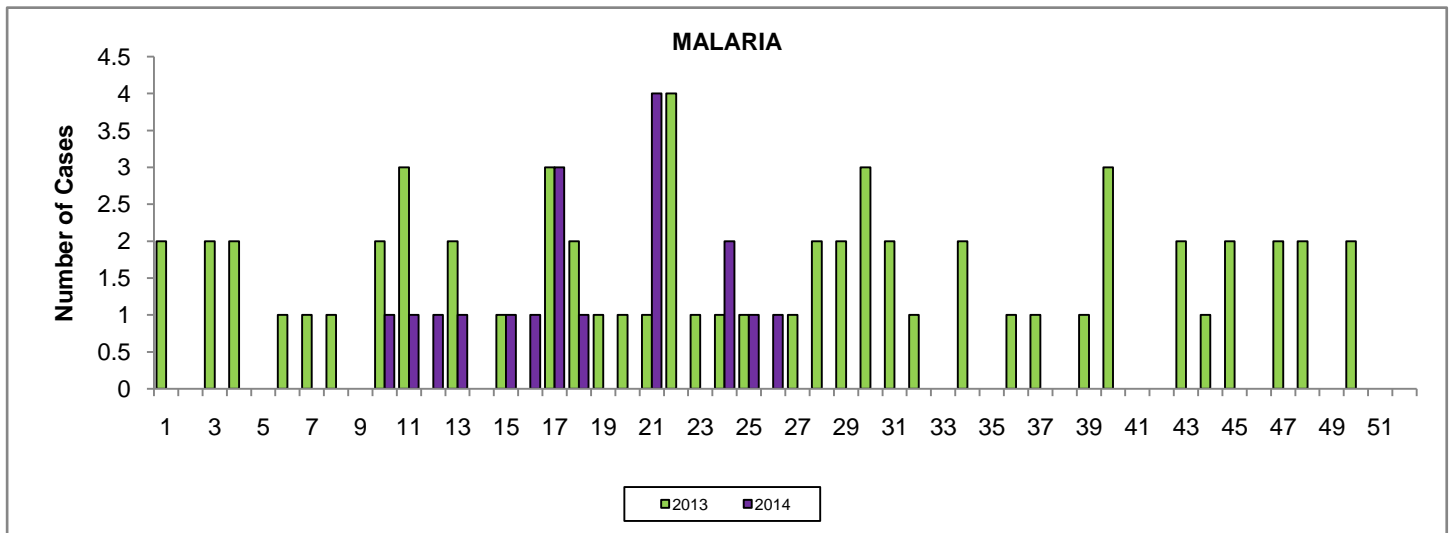
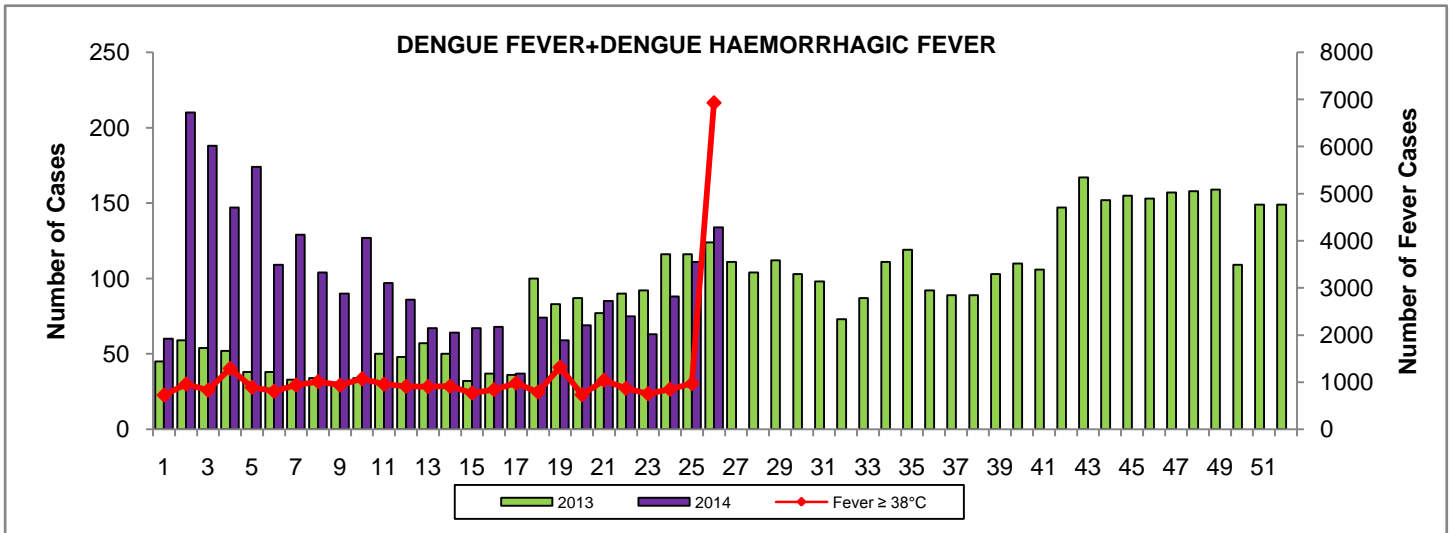
WEEKLY INCIDENCE OF VACCINE PREVENTABLE DISEASES, 2013—2014



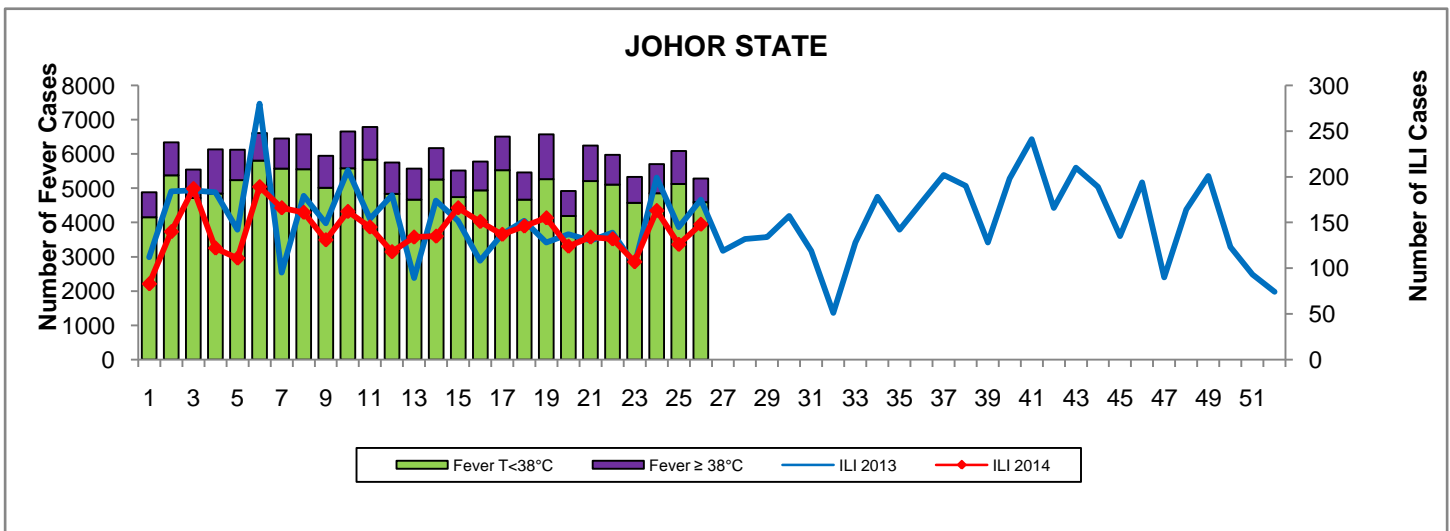
WEEKLY INCIDENCE OF AIR/DROPLET BORNE DISEASES, 2013—2014

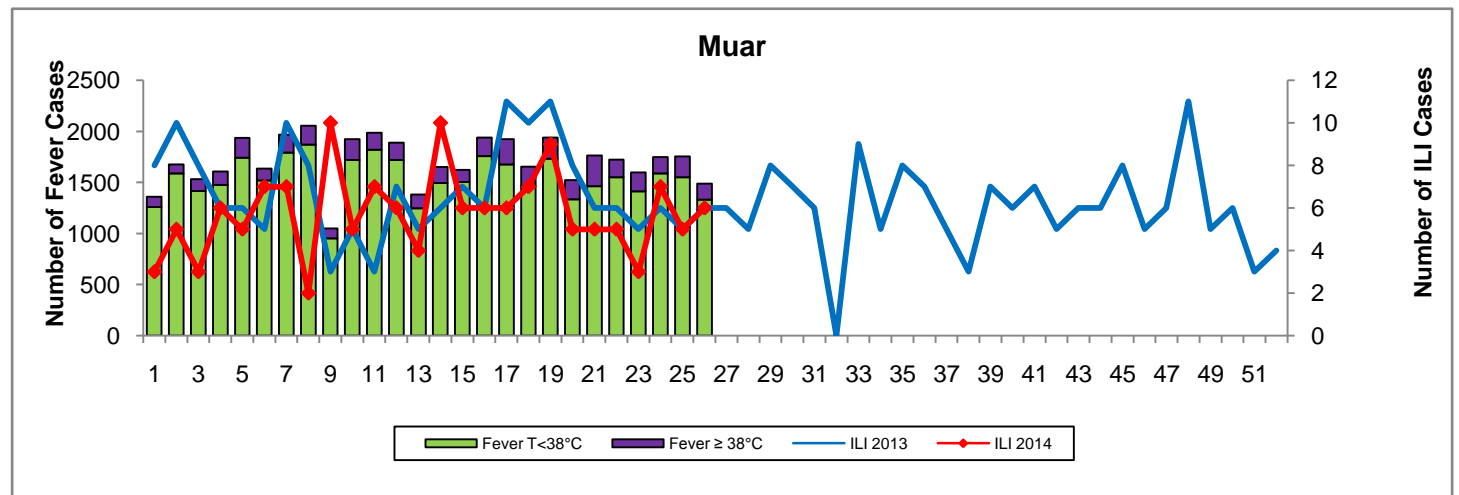
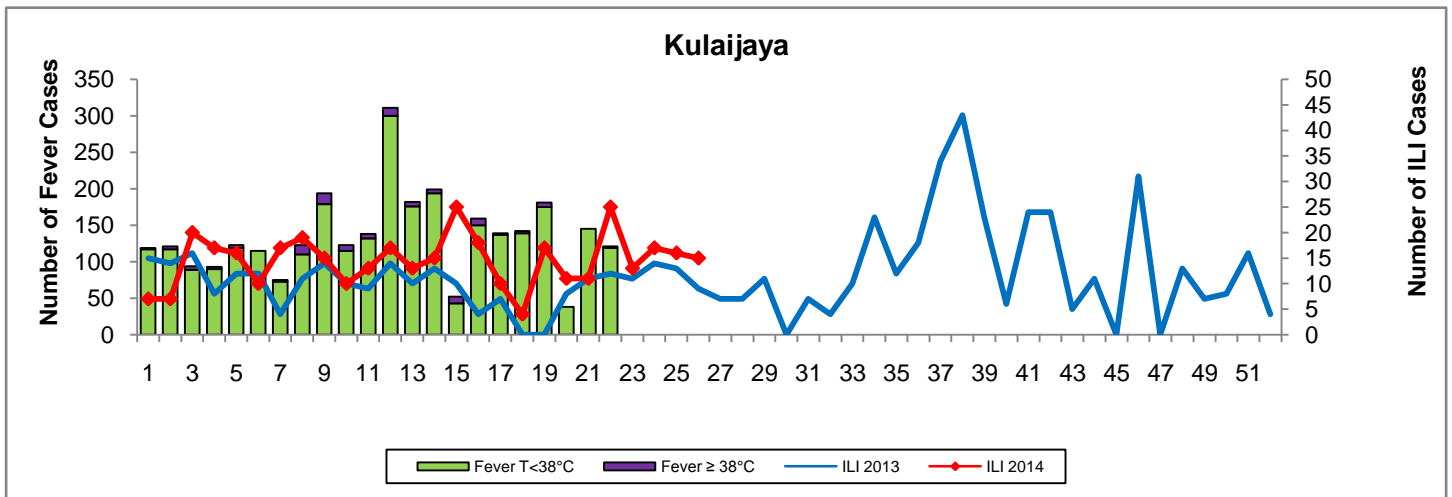
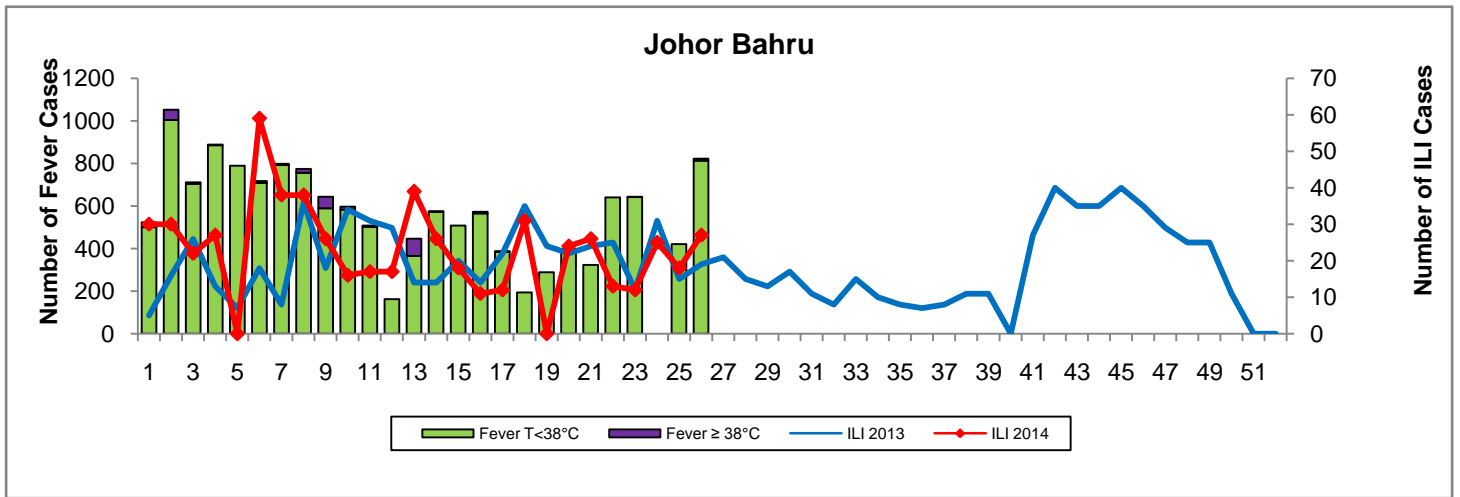


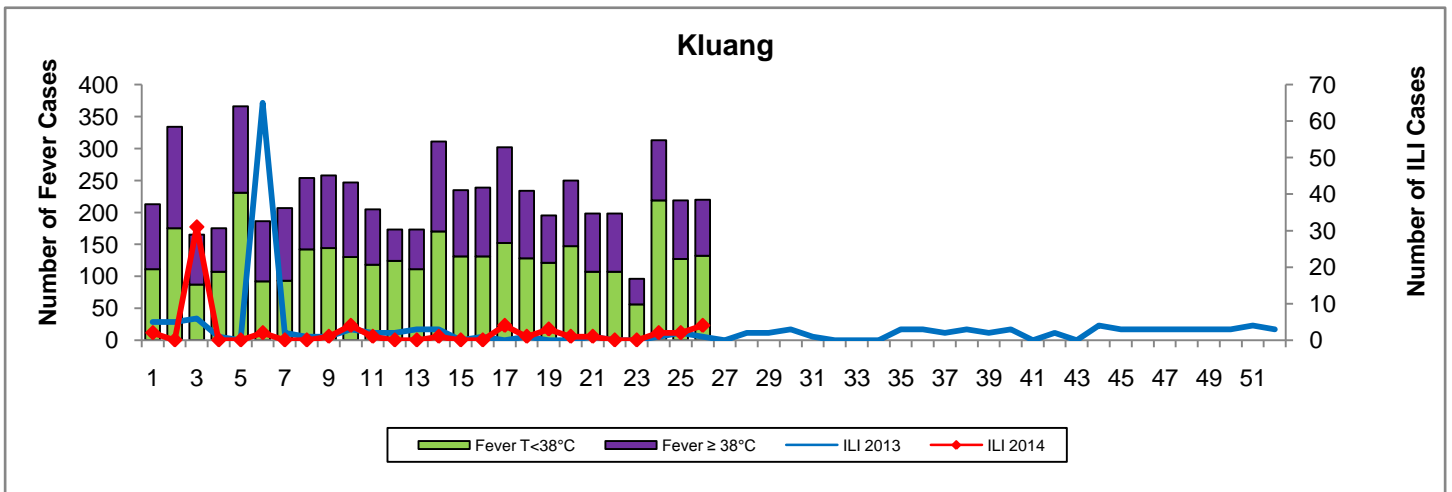
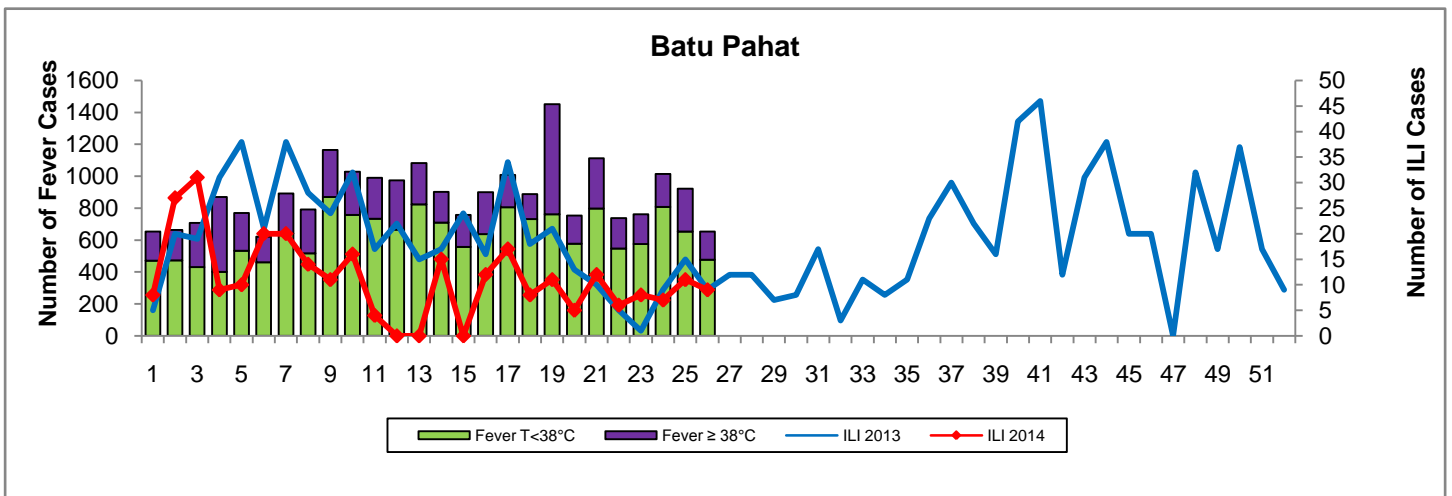
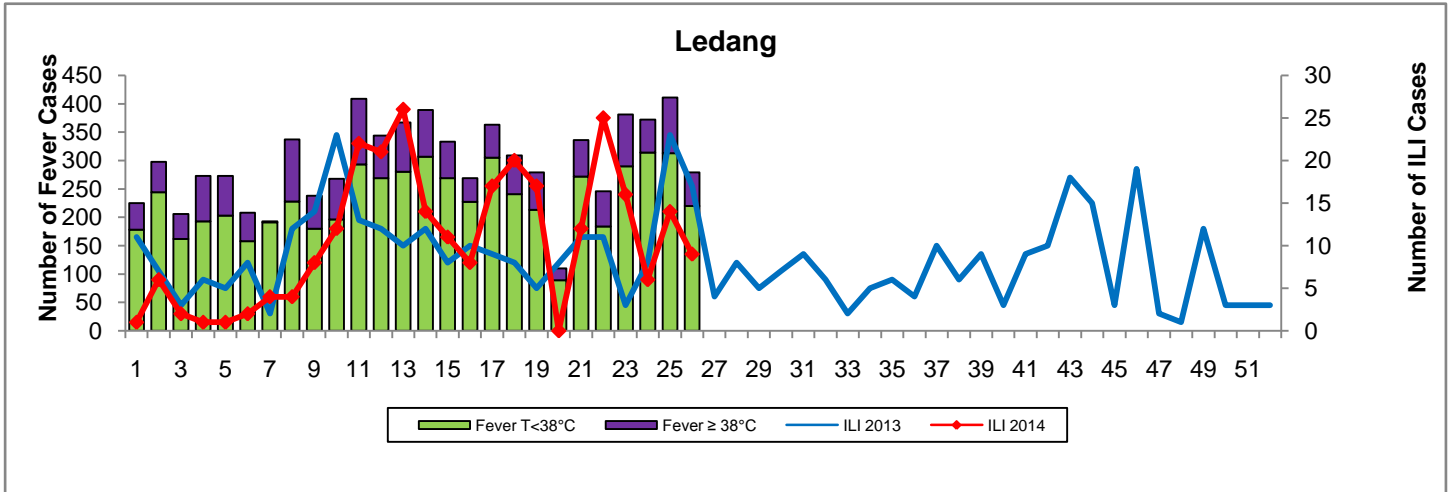
WEEKLY INCIDENCE OF VECTOR-BORNE DISEASES, 2013—2014

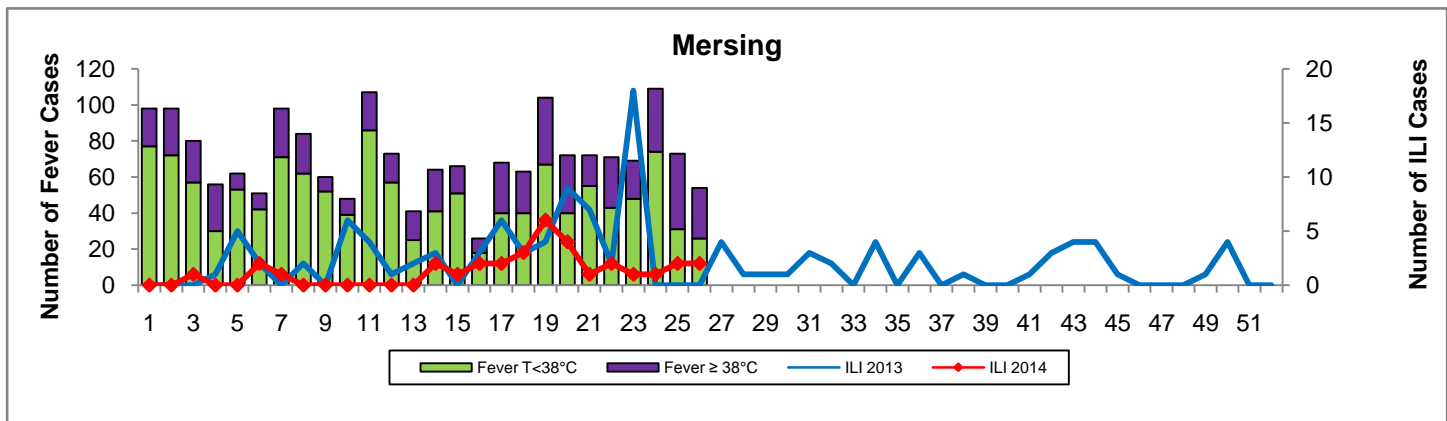
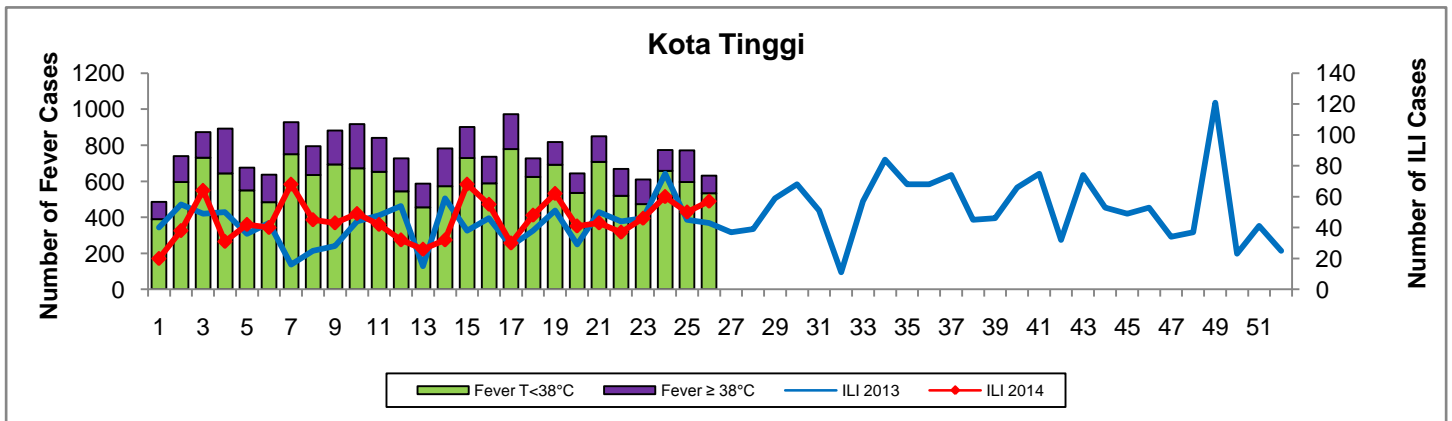
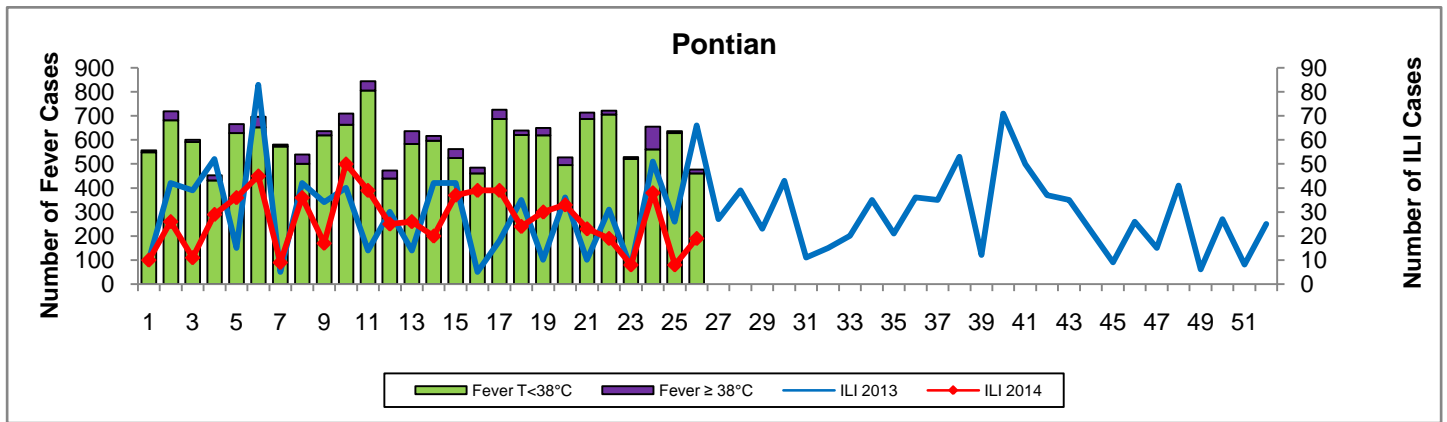
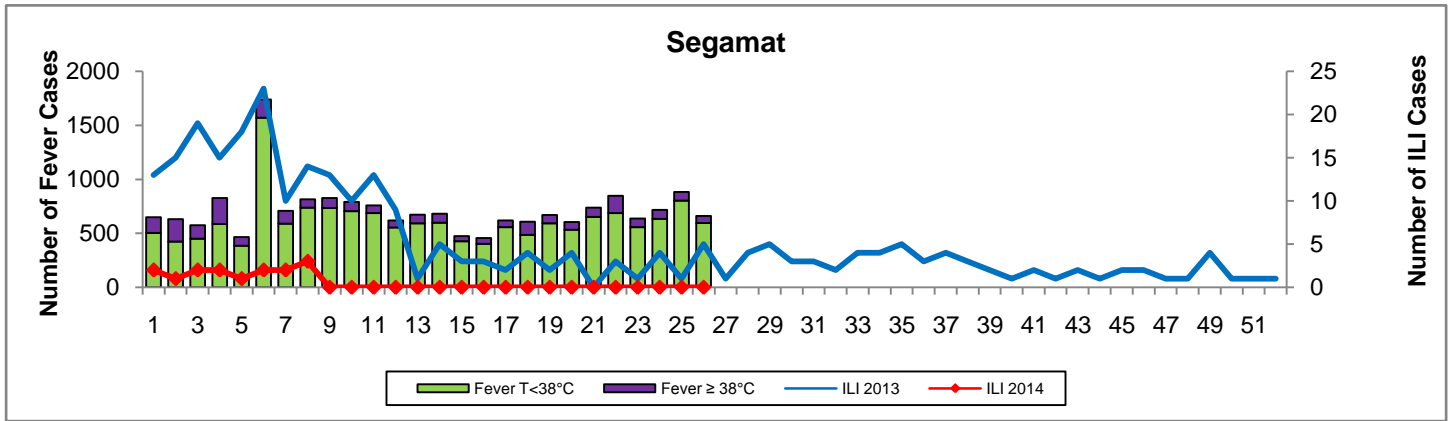


WEEKLY INCIDENCE OF FEVER & ILI SURVEILLANCE, 2014









JOHOR BAHRU PUBLIC HEALTH LABORATORY

DENGUE VIRUS SEROTYPING SURVEILLANCE (DVSS) , 2013 – 2014

Sentinel location	No. of sample received				No. of sample fulfilling DVSS criteria				No. of NS 1 Ag positive			
	This epid week		Cumulative		This epid week		Cumulative		This epid week		Cumulative	
	2014	2013	2014	2013	2014	2013	2014	2013	2014	2013	2014	2013
1 HSA, JB	28	10	796	205	26	8	792	165	0	1	762	25
2 HSI, JB	1	3	107	70	0	3	103	70	0	2	37	9
3 HPSF, Muar	5	0	112	6	4	0	104	3	0	0	84	0
4 Hospital Kluang	0	4	11	62	0	4	11	59	0	2	7	19
5 KK Mahmoodiah, JB	0	33	153	372	0	25	123	284	0	14	73	55
6 KK Sultan Ismail, JB	0	0	33	54	0	0	30	49	0	1	19	12
7 KK Pasir Gudang, JB	6	0	51	97	6	0	50	92	0	3	29	22
8 KK Mengkibol, Kluang	1	2	21	76	1	2	19	46	0	1	12	2
9 KK Batu Pahat	1	1	91	49	1	1	85	34	0	0	67	0

BACTERIOLOGICAL SURVEILLANCE

A. Enteric Pathogen Identified During Food Poisoning/AGE Event 2013 – 2014, Johor State

Analysis	No. of sample received				No. of positive sample			
	This epid week		Cumulative		This epid week		Cumulative	
	2014	2013	2014	2013	2014	2013	2014	2013
1 <i>Salmonella typhi</i>	0	69	366	298	0	0	0	0
2 <i>Salmonella spp. (other than S. typhi)</i>	0	69	366	291	0	0	4	20
3 <i>Vibrio cholerae</i>	0	69	366	291	0	0	0	0
4 <i>Vibrio spp. (other than V. cholerae)</i>	0	69	366	291	0	0	0	0
5 <i>Enteropathogenic E.coli (EPEC)</i>	0	69	366	291	0	0	0	0
6 <i>Enterohaemorrhagic E.coli (EHEC)</i>	0	69	366	291	0	0	0	0
7 <i>Shigella spp.</i>	0	69	366	291	0	0	0	0
8 <i>Bacillus cereus (positive enterotoxin)</i>	0	69	366	291	0	0	2	1
9 <i>Staphylococcus aureus (positive enterotoxin)</i>	0	69	366	291	0	0	15	10
10 <i>Campylobacter</i>	0	69	366	291	0	0	0	0

B. Pathogen Identified in the Community via Health Centre / Health Office 2013 – 2014, Johor State

Analysis	No. of sample received				No. of positive sample			
	This epid week		Cumulative		This epid week		Cumulative	
	2014	2013	2014	2013	2014	2013	2014	2013
1 <i>Neisseria meningitidis</i>	60	37	1607	1101	0	0	5	0
2 <i>Haemophilus influenzae</i>	60	37	1607	1101	1	0	33	21
3 <i>Klebsiella pneumoniae</i>	60	37	1607	1101	5	2	88	72
4 <i>Pseudomonas aeruginosa</i>	60	37	1607	1101	1	1	14	15
5 <i>Streptococcus pneumoniae</i>	60	37	1607	1101	0	0	3	3
6 <i>Streptococcus species</i>	60	37	1607	1101	0	0	11	2
7 <i>Staphylococcus aureus</i>	60	37	1607	1101	1	0	10	24
8 <i>Enterobacter species</i>	60	37	1607	1101	1	0	3	5
9 <i>Burkholderia pseudomallei</i>	60	37	1607	1101	0	0	0	0
10 <i>Bordetella pertussis</i>	60	37	1607	1101	0	0	0	0
11 <i>Acinetobacter baumannii</i>	60	37	1607	1101	0	0	1	0
12 <i>Carbapenam Resistant Enterobacteriaceae (CRE)</i>	60	37	1607	1101	0	0	0	0
13 <i>Methicillin Resistant Staphylococcus Aureus (MRSA)</i>	60	37	1607	1101	0	0	0	0

No. of Positive Sample For Current Week, By District, 2014, Johore State

Analysis	DISTRICT										
	JB	KJ	MR	LG	BP	KG	ST	PN	KT	MG	STATE
A. Enteric Pathogen Identified During Food Poisoning/AGE Event											
1 <i>Salmonella typhi</i>	0	0	0	0	0	0	0	0	0	0	0
2 <i>Salmonella spp. (other than S. typhi)</i>	0	0	0	0	0	0	0	0	0	0	0
3 <i>Vibrio cholerae</i>	0	0	0	0	0	0	0	0	0	0	0
4 <i>Vibrio spp. (other than V. cholerae)</i>	0	0	0	0	0	0	0	0	0	0	0
5 <i>Enteropathogenic E.coli (EPEC)</i>	0	0	0	0	0	0	0	0	0	0	0
6 <i>Enterohaemorrhagic E.coli (EHEC)</i>	0	0	0	0	0	0	0	0	0	0	0
7 <i>Shigella spp.</i>	0	0	0	0	0	0	0	0	0	0	0
8 <i>Bacillus cereus (positive enterotoxin)</i>	0	0	0	0	0	0	0	0	0	0	0
9 <i>Staphylococcus aureus (positive enterotoxin)</i>	0	0	0	0	0	0	0	0	0	0	0
10 <i>Campylobacter</i>	0	0	0	0	0	0	0	0	0	0	0
B. Pathogen Identified in the Community via Health Centre / Health Office											
1 <i>Neisseria meningitidis</i>	0	0	0	0	0	0	0	0	0	0	0
2 <i>Haemophilus influenzae</i>	1	0	0	0	0	0	0	0	0	0	1
3 <i>Klebsiella pneumoniae</i>	5	0	0	0	0	0	0	0	0	0	5
4 <i>Pseudomonas aeruginosa</i>	1	0	0	0	0	0	0	0	0	0	1
5 <i>Streptococcus pneumoniae</i>	0	0	0	0	0	0	0	0	0	0	0
6 <i>Streptococcus species</i>	0	0	0	0	0	0	0	0	0	0	0
7 <i>Staphylococcus aureus</i>	1	0	0	0	0	0	0	0	0	0	1
8 <i>Enterobacter species</i>	1	0	0	0	0	0	0	0	0	0	1
9 <i>Burkholderia pseudomallei</i>	0	0	0	0	0	0	0	0	0	0	0
10 <i>Bordetella pertussis</i>	0	0	0	0	0	0	0	0	0	0	0
11 <i>Acinetobacter baumannii</i>	0	0	0	0	0	0	0	0	0	0	0
12 <i>CRE</i>	0	0	0	0	0	0	0	0	0	0	0
13 <i>MRSA</i>	0	0	0	0	0	0	0	0	0	0	0

No. of Positive Sample For Current Week Cumulative, By District, 2014, Johore State

Analysis	DISTRICT										
	JB	KJ	MR	LG	BP	KG	ST	PN	KT	MG	STATE
A. Enteric Pathogen Identified During Food Poisoning/AGE Event											
1 <i>Salmonella typhi</i>	0	0	0	0	0	0	0	0	0	0	0
2 <i>Salmonella spp. (other than S. typhi)</i>	0	4	0	0	0	0	0	0	0	0	4
3 <i>Vibrio cholerae</i>	0	0	0	0	0	0	0	0	0	0	0
4 <i>Vibrio spp. (other than V. cholerae)</i>	0	0	0	0	0	0	0	0	0	0	0
5 <i>Enteropathogenic E.coli (EPEC)</i>	0	0	0	0	0	0	0	0	0	0	0
6 <i>Enterohaemorrhagic E.coli (EHEC)</i>	0	0	0	0	0	0	0	0	0	0	0
7 <i>Shigella spp.</i>	0	0	0	0	0	0	0	0	0	0	0
8 <i>Bacillus cereus (positive enterotoxin)</i>	1	0	2	2	0	0	0	0	0	0	5
9 <i>Staphylococcus aureus (positive enterotoxin)</i>	4	5	0	1	0	1	1	0	0	0	12
10 <i>Campylobacter</i>	0	0	0	0	0	0	0	0	0	0	0
B. Pathogen Identified in the Community via Health Centre / Health Office											
1 <i>Neisseria meningitidis</i>	0	0	0	0	0	0	0	0	0	0	0
2 <i>Haemophilus influenzae</i>	33	0	0	0	0	0	0	0	0	0	33
3 <i>Klebsiella pneumoniae</i>	88	1	0	0	0	0	0	0	0	0	89
4 <i>Pseudomonas aeruginosa</i>	13	0	0	0	0	0	0	0	1	0	14
5 <i>Streptococcus pneumoniae</i>	3	0	0	0	0	0	0	0	0	0	3
6 <i>Streptococcus species</i>	11	0	0	0	0	0	0	0	0	0	11
7 <i>Staphylococcus aureus</i>	9	0	0	0	0	1	0	0	0	0	10
8 <i>Enterobacter species</i>	3	0	0	0	0	0	0	0	0	0	3
9 <i>Burkholderia pseudomallei</i>	0	0	0	0	0	0	0	0	0	0	0
10 <i>Bordetella pertussis</i>	0	0	0	0	0	0	0	0	0	0	0
11 <i>Acinetobacter baumannii</i>	1	0	0	0	0	0	0	0	0	0	1
12 <i>CRE</i>	0	0	0	0	0	0	0	0	0	0	0
13 <i>MRSA</i>	0	0	0	0	0	0	0	0	0	0	0

Conjunctivitis

On 27/6/2014 afternoon, Johor Bahru Health Office received rumours surveillance on conjunctivitis among students from Maktab Rendah Sains MARA (MRSM) Seri Alam. Field investigation found a total of 53 students, mainly males, who had conjunctivitis with some of them sought treatment at Klinik 1 Malaysia Tasik 64, Johor Bahru. All symptomatic cases at the school were isolated and given symptomatic treatment. They were put under strict hand hygiene compliance. Conjunctival swabs were collected and sent to Makmal Kesihatan Awam Johor Bahru for both bacteriological and virological investigations.