

COMMUNICABLE DISEASE FOR CURRENT WEEK, 2014 AND 2015, JOHORE STATE

DISEASE	THIS EPID WEEK		MEDIAN 2010-2014	CUMULATIVE	
	2015	2014		2015	2014
NOTIFIABLE DISEASES					
1. CHANCROID	0	0	0	0	0
2. CHOLERA	0	0	0	0	0
3. DENGUE FEVER	98	90	37	1366(2)	1148
DENGUE HAEMORRHAGIC FEVER	1	0	2	2	4
4. DIPHTHERIA	0	0	0	0	0
5. DYSENTERY (all types)	0	0	0	0	1
6. EBOLA	0	0	0	0	0
7. FOOD POISONING (episode)	0	2	1	14	11
FOOD POISONING (case)	0	117	19	313	532
8. GONOCOCCAL INFECTION (all forms)	4	0	3	46	14
9. HAND, FOOT & MOUTH DISEASE (HFMD)	81	69	29	635(1)	322
10. HIV INFECTION (all forms)	16	11	7	87	59
HIV DEATH	0	1	NA	6	1
11. LEPROSY	0	0	0	0	0
12. LEPTOSPIROSIS	9	13	1	59	25
13. MALARIA	2	0	1	7	0
14. MEASLES	0	0	0	2	1
15. PLAGUE	0	0	0	0	0
16. ACUTE POLIOMYELITIS	0	0	0	0	0
17. RABIES	0	0	0	0	0
18. RELAPSING FEVER	0	0	0	0	0
19. SYPHILIS (all forms)	2	1	1	11	25
20. TETANUS (Neonatorum / Adult)	0	0	0	0	1
21. TUBERCULOSIS (all forms)	95	36	39	392	372
22. TUBERCULOSIS DEATH	0	0	NA	1	0
TYPHOID & PARATYPHOID FEVER	0	1	0	2	7
23. TYPHUS & OTHER RECKETTSIOSES	0	0	0	0	0
24. VIRAL ENCEPHALITIS	0	0	0	0	0
25. VIRAL HEPATITIS					
a) Hepatitis A	0	0	0	0	1
b) Hepatitis B	3	3	3	29	24
c) Hepatitis C	4	1	1	18	8
d) Other Hepatitis	0	0	0	0	0
26. WHOOPING COUGH	0	0	0	2	1
27. YELLOW FEVER	0	0	0	0	0
OTHER LIFE THREATENING MICROBIAL INFECTION					
1. CARBAPENAM RESISTANT ENTEROBACTERIACEA (CRE)	0	0	NA	0	0
2. MENINGOCOCCAL MENINGITIS	0	NA	NA	0	NA
OTHER DISEASES UNDER SURVEILLANCE					
1. ACUTE FLACCID PARALYSIS (AFP)	2	NA	NA	2	NA
2. ACUTE GASTROENTERITIS (AGE)	538	574	791	4553	5035
3. FEVER SURVEILLANCE	6555	5949	6653	48830	54652
4. FILARIASIS	1	0	NA	2	0
5. INFLUENZA A (H1N1)	0	0	1	4	3
6. INFLUENZA-LIKE ILLNESS (ILI)	150	131	161	1258	1260
7. MELIOIDOSIS	0	0	NA	4	0
8. SEVERE ACUTE RESPIRATORY INFECTION (sARI)	0	NA	0	3	NA

EDITORIAL TEAM

Dr. Hjh Fatimah Bt. عثمان *Dr. Linayanti Binti Rosli*
Pn. Shariza bt Ramli *En. Zainalabidin bin Makhtar*
 E-mail: epidjknjhr@moh.gov.my / cporjknj@gmail.com

PUBLISHER

Bahagian Kesihatan Awam, Jabatan Kesihatan Negeri Johor,
 Jalan Persiaran Permai, 81200 Johor Bahru
 Tel: 07-2356136 Fax: 07-2356221

CUMULATIVE BY YEAR, 2010-2015, JOHORE STATE

DISEASE		2010	2011	2012	2013	2014	2015
NOTIFIABLE DISEASES							
1.	CHANCROID	0	0	0	0	0	0
2.	CHOLERA	0	0	0	0	0	0
3.	DENGUE FEVER	482	353	242	368	1148	1366(2)
	DENGUE HAEMORRHAGIC FEVER	46	81	16	16	4	2
4.	DIPHThERIA	0	0	0	0	0	0
5.	DYSENTERY (all types)	3	0	1	0	1	0
6.	EBOLA	0	0	0	0	0	0
7.	FOOD POISONING (episode)	8	10	8	9	11	14
	FOOD POISONING (case)	238	486	203	282	532	313
8.	GONOCOCCAL INFECTION (all forms)	31	30	38	23	14	46
9.	HAND, FOOT & MOUTH DISEASE (HFMD)	93	54	162	150	322	635(1)
10.	HIV INFECTION (all forms)	74	42	73	85	59	87
	HIV DEATH	NA	NA	12	6	1	6
11.	LEPROSY	0	3	0	2	0	0
12.	LEPTOSPIROSIS	0	10	12	13	25	59
13.	MALARIA	11	8	6	9	0	7
14.	MEASLES	1	1	12	2	1	2
15.	PLAGUE	0	0	0	0	0	0
16.	ACUTE POLIOMYELITIS	0	0	0	0	0	0
17.	RABIES	0	0	0	0	0	0
18.	RELAPSING FEVER	0	0	0	0	0	0
19.	SYPHILIS (all forms)	18	8	24	13	25	11
20.	TETANUS (Neonatorum / Adult)	0	0	0	0	1	0
21.	TUBERCULOSIS (all forms)	297	282	298	304	372	392
22.	TUBERCULOSIS DEATH	NA	NA	16	7	0	1
	TYPHOID & PARATYPHOID FEVER	1	1	1	3	7	2
23.	TYPHUS & OTHER RECKETTSIOSES	0	0	1	0	0	0
24.	VIRAL ENCEPHALITIS	0	0	0	0	0	0
25.	VIRAL HEPATITIS						
	a) Hepatitis A	1	0	0	1	1	0
	b) Hepatitis B	1	13	25	37	24	29
	c) Hepatitis C	8	19	4	58	8	18
	d) Other Hepatitis	0	0	0	0	0	0
26.	WHOOPING COUGH	0	1	3	0	1	2
27.	YELLOW FEVER	0	0	0	0	0	0
OTHER LIFE THREATENING MICROBIAL INFECTION							
1.	CARBAPENAM RESISTANT ENTEROBACTERIACEA (CRE)	0	0	14	0	0	0
2.	MENINGOCOCCAL MENINGITIS	NA	NA	NA	NA	NA	0
OTHER DISEASES UNDER SURVEILLANCE							
1.	ACUTE FLACCID PARALYSIS (AFP)	NA	NA	NA	NA	NA	2
2.	ACUTE GASTROENTERITIS (AGE)	11652	8389	6021	6153	5035	4553
3.	FEVER SURVEILLANCE	0	76506	60748	55137	54652	48830
4.	FILARIASIS	0	0	0	0	0	2
5.	INFLUENZA A (H1N1)	9	97	3	8	3	4
6.	INFLUENZA-LIKE ILLNESS (ILI)	2012	1097	1042	1409	1260	1258
7.	MELIOIDOSIS	NA	NA	0	1	0	4
8.	SEVERE ACUTE RESPIRATORY INFECTION (sARI)	NA	NA	NA	NA	NA	3

COMMUNICABLE DISEASES FOR CURRENT WEEK BY DISTRICT, 2015, JOHORE STATE

DISEASE	DISTRICT										
	JB	KJ	MR	LG	BP	KG	ST	PN	KT	MG	STATE
NOTIFIABLE DISEASES											
1. CHANCROID	0	0	0	0	0	0	0	0	0	0	0
2. CHOLERA	0	0	0	0	0	0	0	0	0	0	0
3. DENGUE FEVER	66	8	2	1	9	0	1	4	6	1	98
DENGUE HAEMORRHAGIC FEVER	1	0	0	0	0	0	0	0	0	0	1
4. DIPHTHERIA	0	0	0	0	0	0	0	0	0	0	0
5. DYSENTERY (all types)	0	0	0	0	0	0	0	0	0	0	0
6. EBOLA	0	0	0	0	0	0	0	0	0	0	0
7. FOOD POISONING (episode)	0	0	0	0	0	0	0	0	0	0	0
FOOD POISONING (case)	0	0	0	0	0	0	0	0	0	0	0
8. GONOCOCCAL INFECTION (all forms)	0	0	0	0	0	3	0	1	0	0	4
9. HAND, FOOT & MOUTH DISEASE (HFMD)	29	15	3	2	4	9	2	5	6	6	81
10. HIV INFECTION (all forms)	8	2	1	0	0	1	1	0	3	0	16
HIV DEATH	0	0	0	0	0	0	0	0	0	0	0
11. LEPROSY	0	0	0	0	0	0	0	0	0	0	0
12. LEPTOSPIROSIS	4	1	0	0	4	0	0	0	0	0	9
13. MALARIA	1	0	0	0	0	0	0	0	0	1	2
14. MEASLES	0	0	0	0	0	0	0	0	0	0	0
15. PLAGUE	0	0	0	0	0	0	0	0	0	0	0
16. ACUTE POLIOMYELITIS	0	0	0	0	0	0	0	0	0	0	0
17. RABIES	0	0	0	0	0	0	0	0	0	0	0
18. RELAPSING FEVER	0	0	0	0	0	0	0	0	0	0	0
19. SYPHILIS (all forms)	0	0	0	0	0	0	0	1	0	1	2
20. TETANUS (Neonatorum / Adult)	0	0	0	0	0	0	0	0	0	0	0
21. TUBERCULOSIS (all forms)	58	3	3	2	17	4	3	0	3	2	95
TUBERCULOSIS DEATH	0	0	0	0	0	0	0	0	0	0	0
22. TYPHOID & PARATYPHOID FEVER	0	0	0	0	0	0	0	0	0	0	0
23. TYPHUS & OTHER RECKETTSIOSES	0	0	0	0	0	0	0	0	0	0	0
24. VIRAL ENCEPHALITIS	0	0	0	0	0	0	0	0	0	0	0
25. VIRAL HEPATITIS											
a) Hepatitis A	0	0	0	0	0	0	0	0	0	0	0
b) Hepatitis B	0	0	1	0	0	0	0	1	1	0	3
c) Hepatitis C	0	0	2	0	0	0	1	0	1	0	4
d) Other Hepatitis	0	0	0	0	0	0	0	0	0	0	0
26. WHOOPING COUGH	0	0	0	0	0	0	0	0	0	0	0
27. YELLOW FEVER	0	0	0	0	0	0	0	0	0	0	0
OTHER LIFE THREATENING MICROBIAL INFECTION											
1. CARBAPENAM RESISTANT ENTEROBACTERIACEA (CRE)	0	0	0	0	0	0	0	0	0	0	0
2. MENINGOCOCCAL MENINGITIS	0	0	0	0	0	0	0	0	0	0	0
OTHER DISEASES UNDER SURVEILLANCE											
1. ACUTE FLACCID PARALYSIS (AFP)	1	0	0	0	1	0	0	0	0	0	2
2. ACUTE GASTROENTERITIS (AGE)	48	0	37	42	107	112	48	41	71	32	538
3. FEVER SURVEILLANCE											
a) Fever <38°C	444	173	1765	371	519	196	779	663	518	68	5496
b) Fever ≥38°C	8	4	203	112	280	136	81	33	172	30	1059
4. FILARIASIS	0	0	0	0	0	0	0	0	1	0	1
5. INFLUENZA A (H1N1)	0	0	0	0	0	0	0	0	0	0	0
6. INFLUENZA-LIKE ILLNESS (ILI)	42	0	2	22	4	0	0	34	46	0	150
7. MELIOIDOSIS	0	0	0	0	0	0	0	0	0	0	0
8. SEVERE ACUTE RESPIRATORY INFECTION (sARI)	0	0	0	0	0	0	0	0	0	0	0

COMMUNICABLE DISEASES FOR CURRENT WEEK CUMULATIVE BY DISTRICT, 2015, JOHORE STATE

DISEASE	DISTRICT										STATE
	JB	KJ	MR	LG	BP	KG	ST	PN	KT	MG	
NOTIFIABLE DISEASES											
1. CHANCROID	0	0	0	0	0	0	0	0	0	0	0
2. CHOLERA	0	0	0	0	0	0	0	0	0	0	0
3. DENGUE FEVER	972(1)	95	18	16	64	37	29	28	78(1)	29	1366(2)
DENGUE HAEMORRHAGIC FEVER	2	0	0	0	0	0	0	0	0	0	2
4. DIPHTHERIA	0	0	0	0	0	0	0	0	0	0	0
5. DYSENTERY (all types)	0	0	0	0	0	0	0	0	0	0	0
6. EBOLA	0	0	0	0	0	0	0	0	0	0	0
7. FOOD POISONING (episode)	8	1	1	1	3	0	0	0	0	0	14
FOOD POISONING (case)	240	5	9	18	41	0	0	0	0	0	313
8. GONOCOCCAL INFECTION (all forms)	7	3	0	0	26	3	2	4	0	1	46
9. HAND, FOOT & MOUTH DISEASE (HFMD)	312(1)	90	31	24	51	50	21	13	31	12	635(1)
10. HIV INFECTION (all forms)	53	9	8	1	0	1	4	1	6	4	87
HIV DEATH	0	0	0	0	0	0	0	0	0	6	6
11. LEPROSY	0	0	0	0	0	0	0	0	0	0	0
12. LEPTOSPIROSIS	22	9	0	0	20	0	1	1	5	1	59
13. MALARIA	1	0	0	0	2	1	1	0	0	2	7
14. MEASLES	0	0	0	0	0	1	0	0	0	1	2
15. PLAGUE	0	0	0	0	0	0	0	0	0	0	0
16. ACUTE POLIOMYELITIS	0	0	0	0	0	0	0	0	0	0	0
17. RABIES	0	0	0	0	0	0	0	0	0	0	0
18. RELAPSING FEVER	0	0	0	0	0	0	0	0	0	0	0
19. SYPHILIS (all forms)	3	1	4	0	1	0	0	1	0	1	11
20. TETANUS (Neonatorum / Adult)	0	0	0	0	0	0	0	0	0	0	0
21. TUBERCULOSIS (all forms)	177	25	19	10	64	28	22	12	22	13	392
22. TUBERCULOSIS DEATH	0	0	0	0	0	1	0	0	0	0	1
TYPHOID & PARATYPHOID FEVER	1	0	1	0	0	0	0	0	0	0	2
23. TYPHUS & OTHER RECKETTSIOSES	0	0	0	0	0	0	0	0	0	0	0
24. VIRAL ENCEPHALITIS	0	0	0	0	0	0	0	0	0	0	0
25. VIRAL HEPATITIS											
a) Hepatitis A	0	0	0	0	0	0	0	0	0	0	0
b) Hepatitis B	13	3	3	2	3	1	1	1	2	0	29
c) Hepatitis C	6	0	3	0	0	0	5	0	4	0	18
d) Other Hepatitis	0	0	0	0	0	0	0	0	0	0	0
26. WHOOPING COUGH	0	0	0	0	0	2	0	0	0	0	2
27. YELLOW FEVER	0	0	0	0	0	0	0	0	0	0	0
OTHER LIFE THREATENING MICROBIAL INFECTION											
1. CARBAPENAM RESISTANT ENTEROBACTERIACEA (CRE)	0	0	0	0	0	0	0	0	0	0	0
2. MENINGOCOCCAL MENINGITIS	0	0	0	0	0	0	0	0	0	0	0
OTHER DISEASES UNDER SURVEILLANCE											
1. ACUTE FLACCID PARALYSIS (AFP)	2	0	0	0	0	0	0	0	0	0	2
2. ACUTE GASTROENTERITIS (AGE)	807	0	199	385	901	623	474	303	591	270	4553
3. FEVER SURVEILLANCE											
a) Fever <38°C	1853	1124	14036	2420	4612	1112	5743	4683	4435	501	40519
b) Fever ≥38°C	21	63	2011	803	1798	597	1050	325	1372	271	8311
4. FILARIASIS	0	0	1	0	1	0	0	0	0	0	2
5. INFLUENZA A (H1N1)	3	0	0	0	0	0	0	0	1	0	4
6. INFLUENZA-LIKE ILLNESS (ILI)	281	31	55	210	28	1	0	266	386	0	1258
7. MELIOIDOSIS	0	0	1	1	0	0	2	0	0	0	4
8. SEVERE ACUTE RESPIRATORY INFECTION (sARI)	3	0	0	0	0	0	0	0	0	0	3

NOTIFICATION OF CLUSTER / OUTBREAK BY DISTRICT, 2015, JOHORE STATE

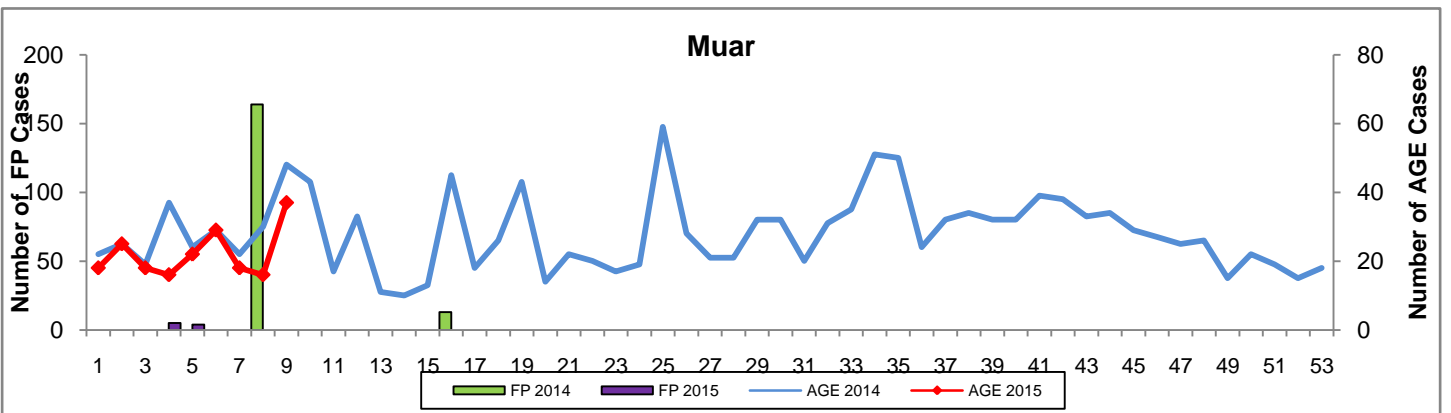
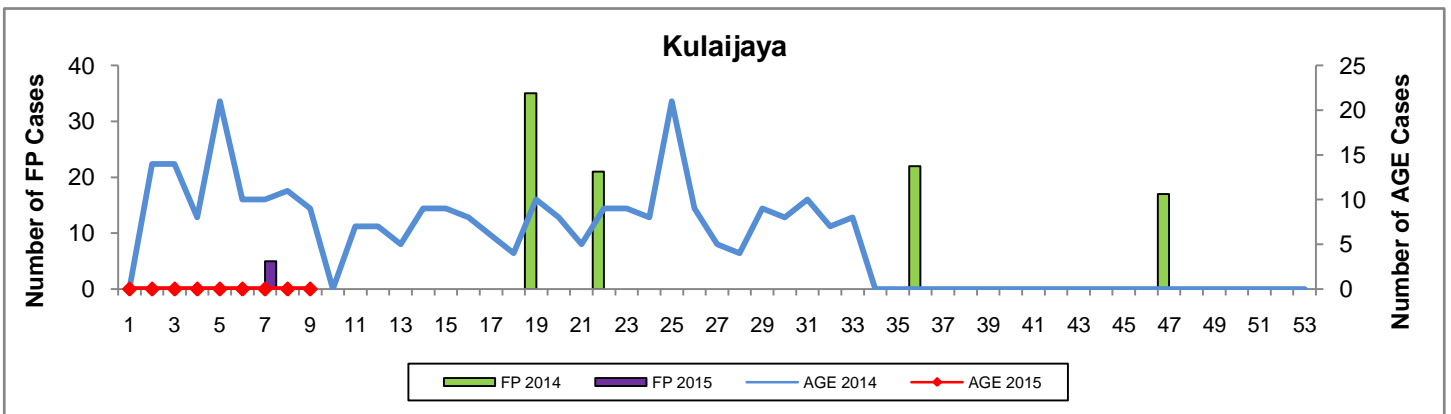
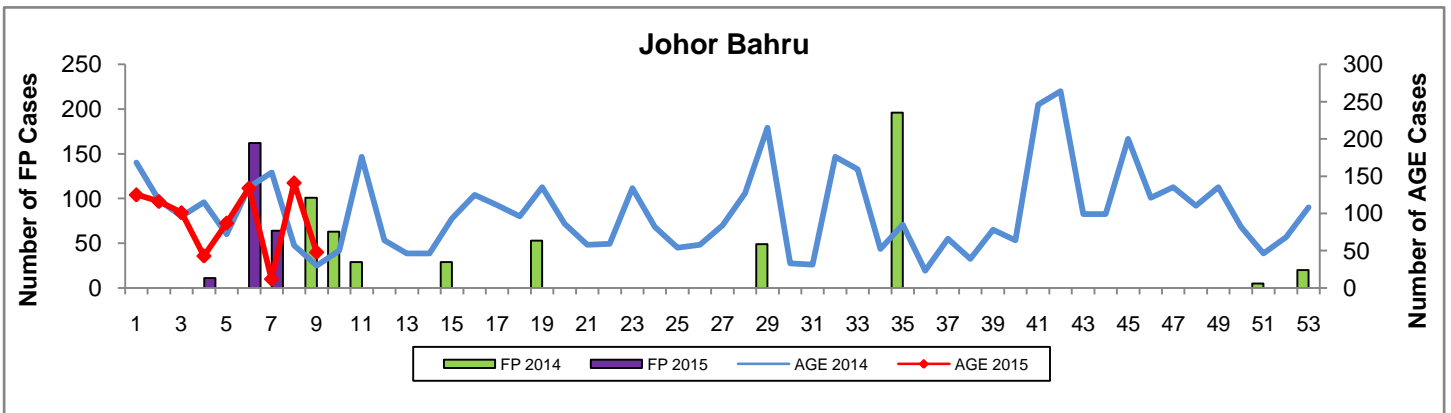
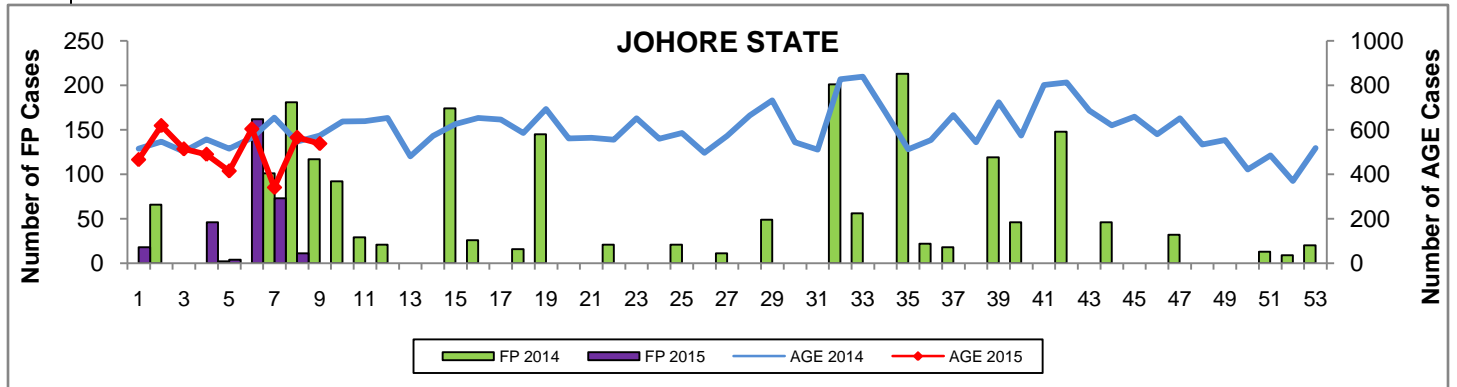
	JB	KJ	MR	LG	BP	KG	ST	PN	KT	MG	STATE
CURRENT WEEK, EW 09											
1 ACUTE GASTROENTERITIS (AGE)	0	0	0	0	0	0	0	0	0	0	0
2 CHICKEN POX	0	0	0	0	0	0	0	0	0	0	0
3 CONJUNCTIVITIS	0	0	0	0	0	0	0	0	0	0	0
4 FOOD POISONING	0	0	0	0	0	0	0	0	0	0	0
5 HAND, FOOT & MOUTH DISEASE (HFMD)	0	0	0	0	0	0	0	0	0	0	0
6 HEPATITIS A											
7 INFLUENZA	0	0	0	0	0	0	0	0	0	0	0
8 LEPTOSPIROSIS	0	0	0	0	0	0	0	0	0	0	0
9 MENINGOCOCCAL MENINGITIS	0	0	0	0	0	0	0	0	0	0	0
10 PESTICIDE POISONING	0	0	0	0	0	0	0	0	0	0	0
11 RUBELLA	0	0	0	0	0	0	0	0	0	0	0
12 UPPER RESPIRATORY TRACT INFECTION (URTI)	0	0	0	0	0	0	0	0	0	0	0
13 VESICULAR RASHES	0	0	0	0	0	0	0	0	0	0	0
CURRENT WEEK CUMULATIVE											
1 ACUTE GASTROENTERITIS (AGE)	0	0	0	0	0	0	0	0	0	0	0
2 CHICKEN POX	0	0	0	0	0	0	0	0	0	0	0
3 CONJUNCTIVITIS	0	0	0	1	0	0	0	0	0	0	1
4 FOOD POISONING	9	1	1	1	3	0	0	0	0	0	15
5 HAND, FOOT & MOUTH DISEASE (HFMD)	6	1	0	0	1	0	0	0	0	0	8
6 HEPATITIS A	1	0	0	0	0	0	0	0	0	0	1
7 INFLUENZA	0	0	0	0	0	0	0	0	0	0	0
8 LEPTOSPIROSIS	0	0	0	0	0	0	0	0	0	0	0
9 MENINGOCOCCAL MENINGITIS	0	0	0	0	0	0	0	0	0	0	0
10 PESTICIDE POISONING	0	0	0	0	0	0	0	0	0	0	0
11 RUBELLA	0	0	0	0	0	0	0	0	0	0	0
12 UPPER RESPIRATORY TRACT INFECTION (URTI)	0	0	1	0	0	0	0	0	0	0	1
13 VESICULAR RASHES	0	0	0	0	0	0	0	0	0	0	0

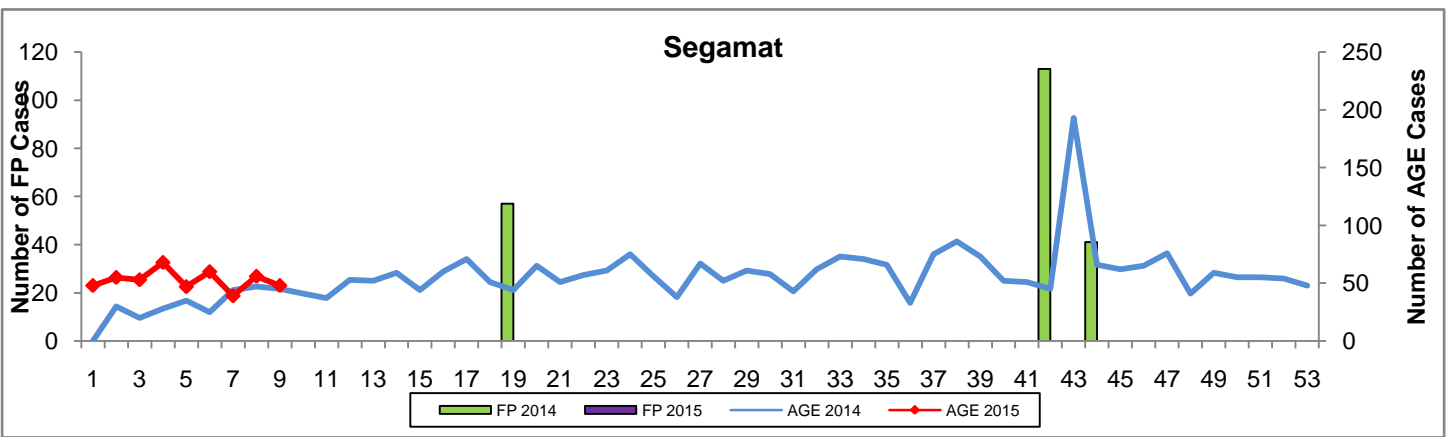
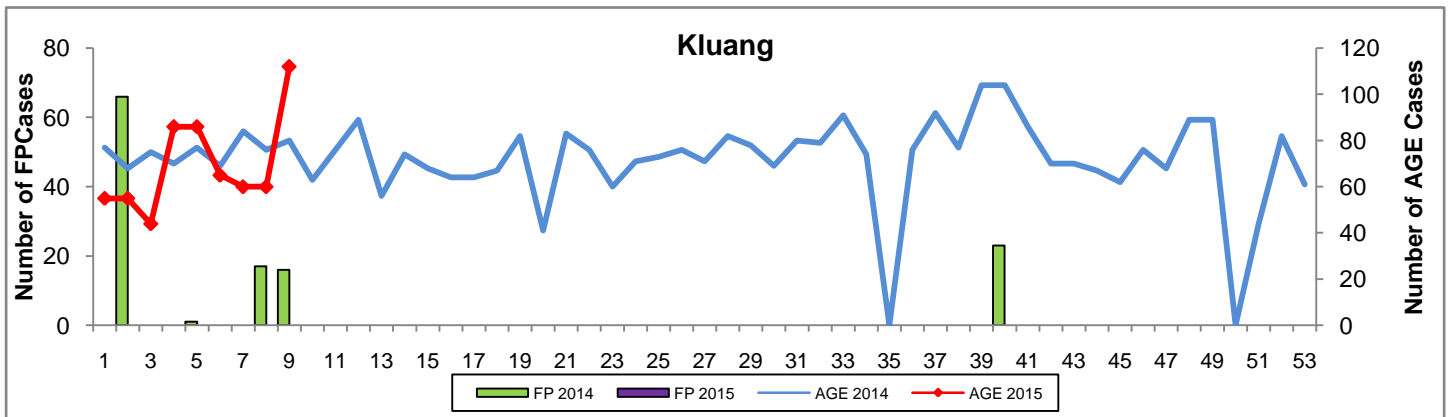
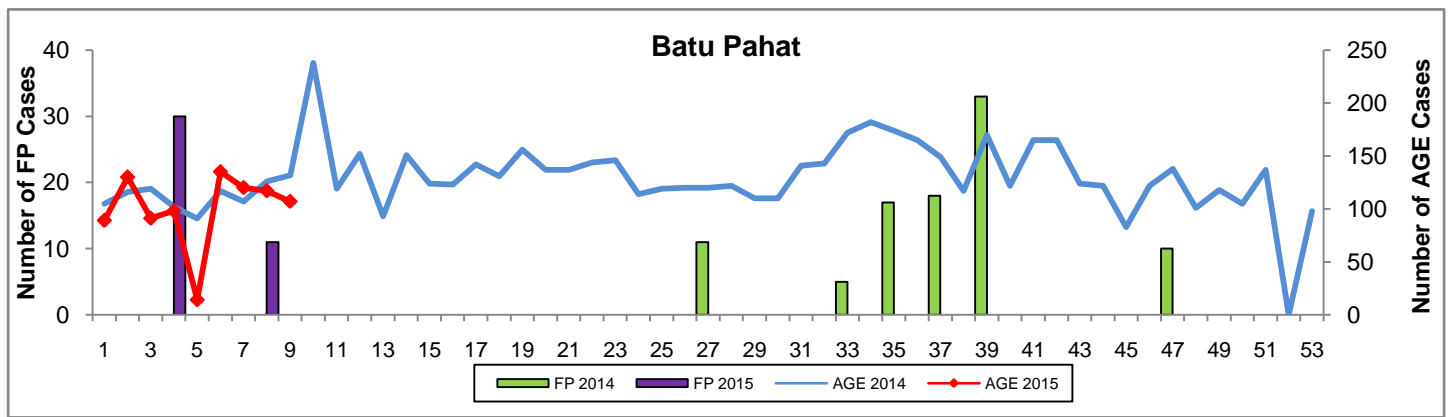
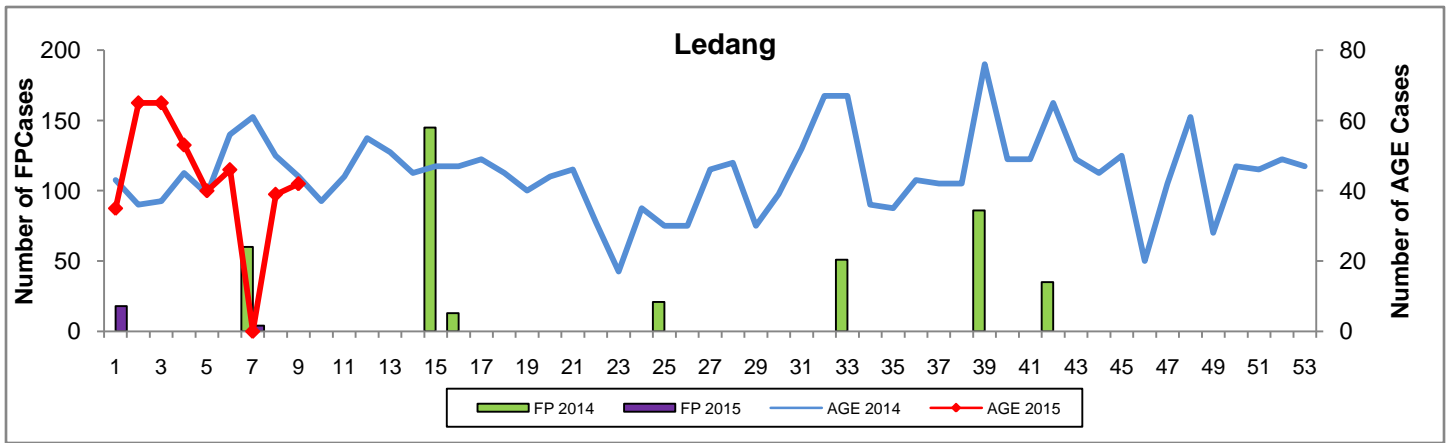
NOTIFICATION OF COMMUNICABLE DISEASES FOR FOMEMA CASES BY DISTRICT, 2015, JOHORE STATE

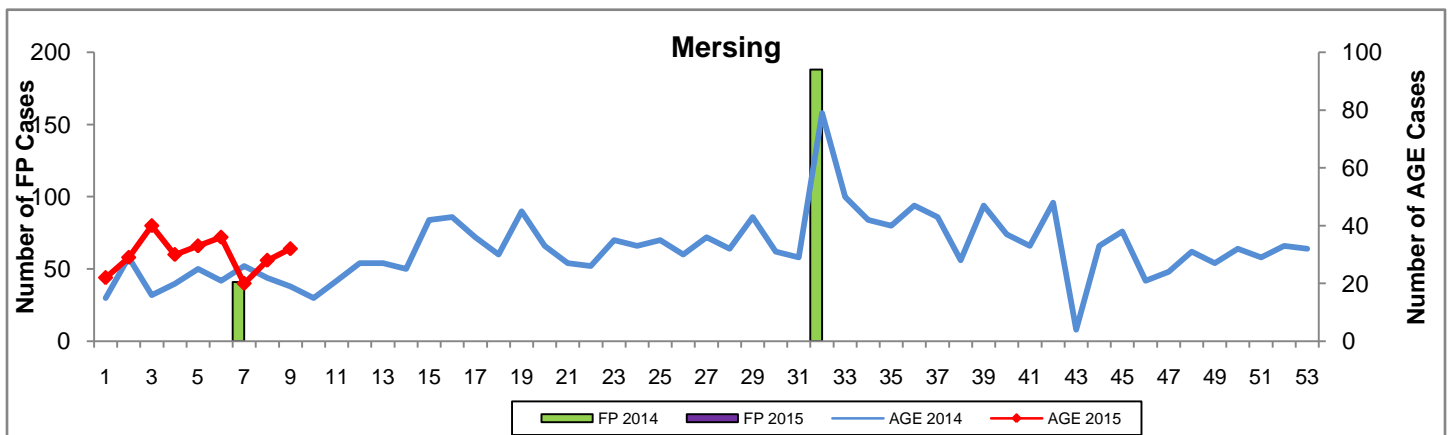
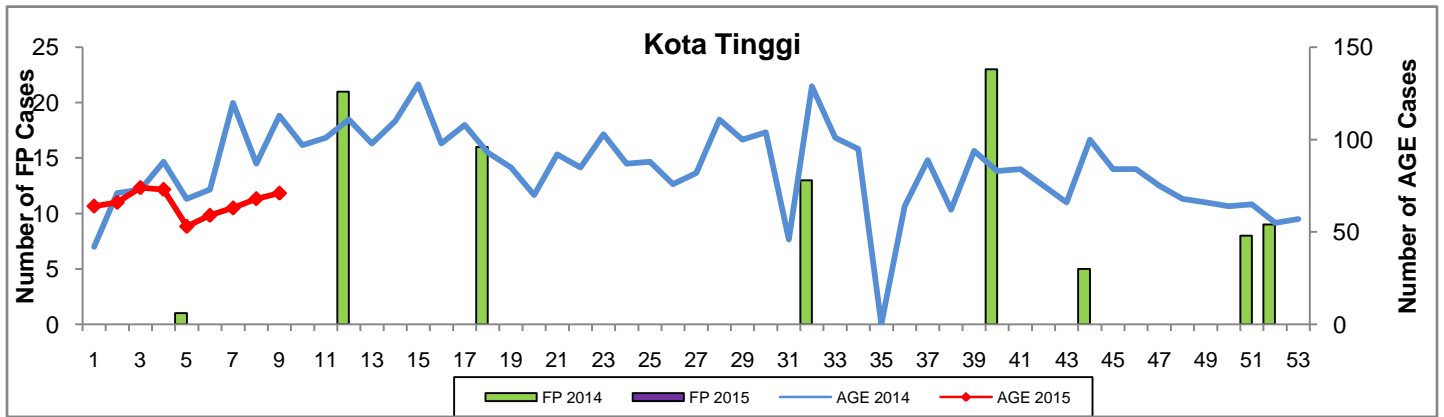
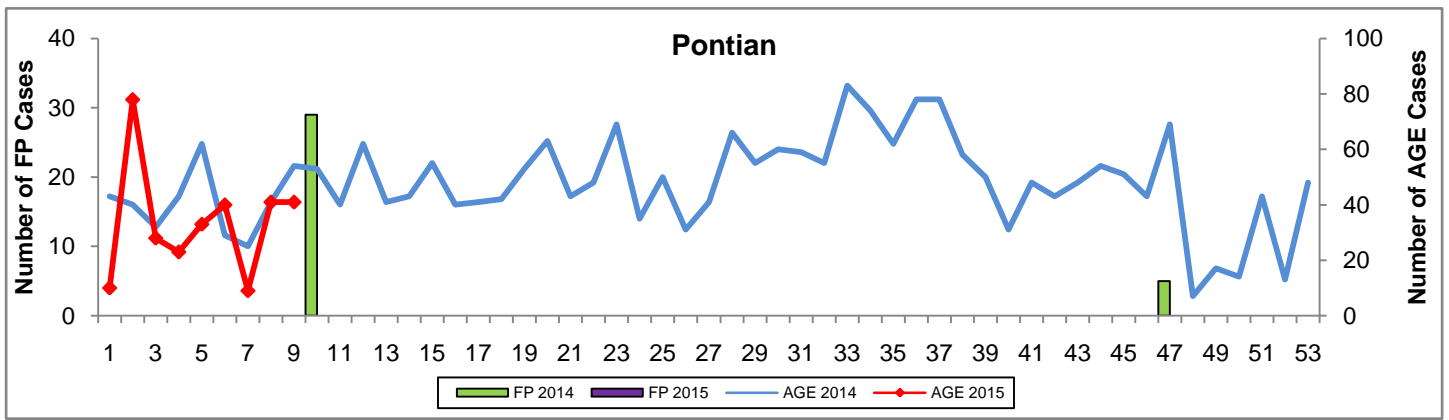
DISEASE	JB	KJ	MR	LG	BP	KG	ST	PN	KT	MG	STATE
CURRENT WEEK, EW 09											
1. HEPATITIS B	13	0	0	0	1	2	2	2	1	0	21
2. HIV / AIDS	0	0	1	0	0	0	0	0	0	0	1
3. LEPROSY	0	0	0	0	0	1	0	0	0	0	1
4. MALARIA	0	0	0	0	0	0	0	0	0	0	0
5. SYPHILIS	1	0	0	0	1	1	0	1	0	0	4
6. TUBERCULOSIS (TB)- CXR	37	1	2	1	9	12	2	3	1	1	69
CURRENT WEEK CUMULATIVE											
1. HEPATITIS B	94	4	4	2	18	11	11	5	12	3	164
2. HIV / AIDS	8	0	1	0	0	0	0	1	2	0	12
3. LEPROSY	0	0	0	0	0	1	0	0	0	0	1
4. MALARIA	1	0	0	0	0	0	0	0	0	0	1
5. SYPHILIS	10	0	1	0	4	6	1	1	1	0	24
6. TUBERCULOSIS (TB)- CXR	409	39	55	2	63	99	20	16	18	9	730

Note: The above cases based on clinic address in FOMEMA website report.

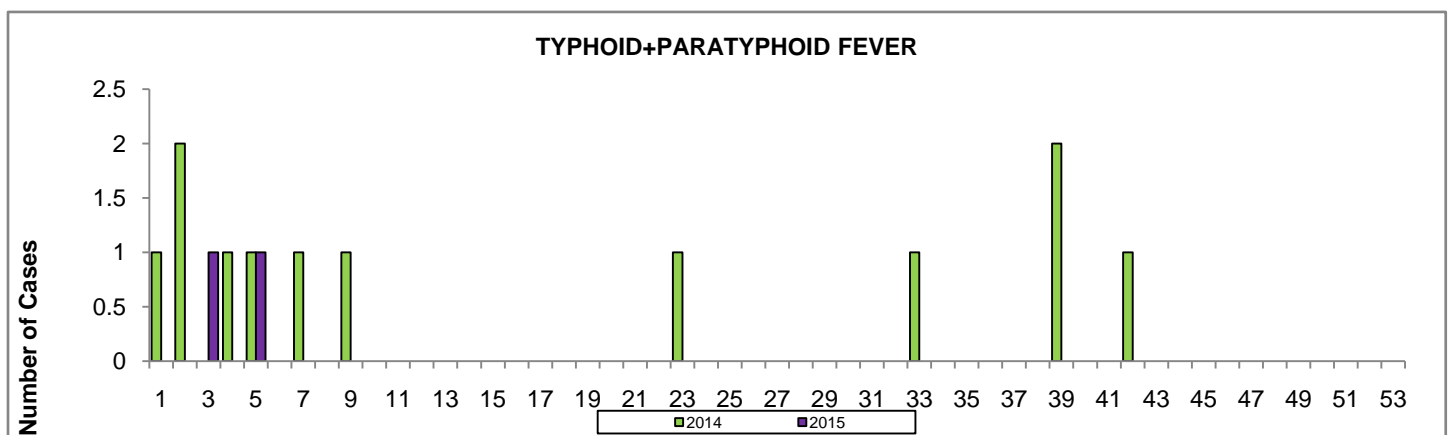
WEEKLY INCIDENCE OF FOOD POISONING, 2014—2015



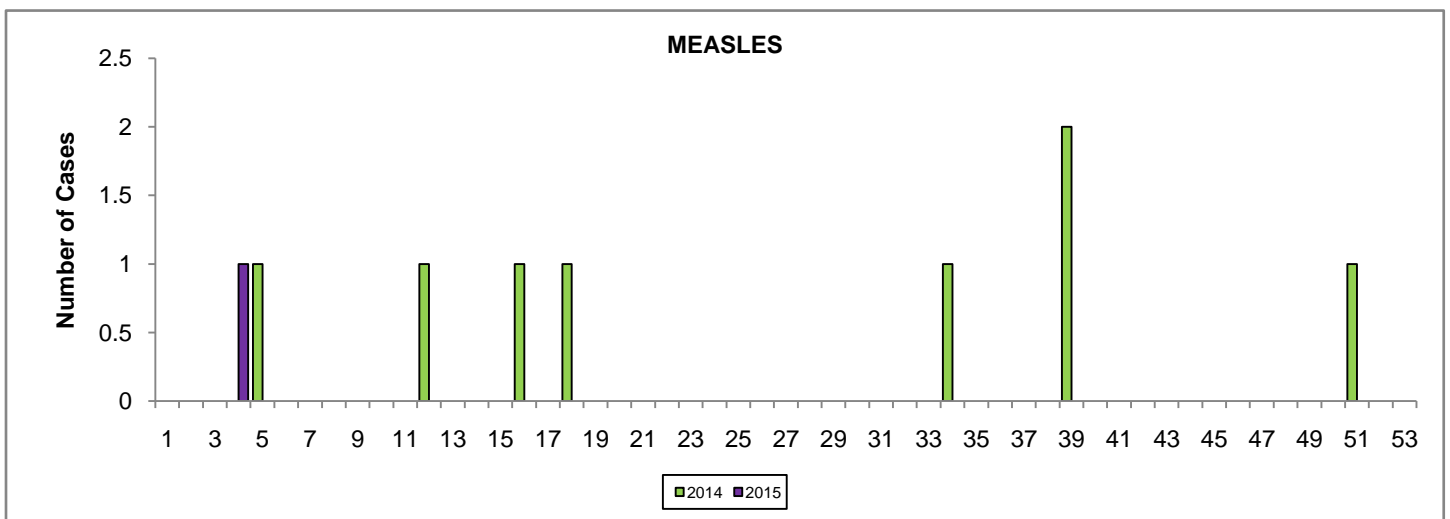
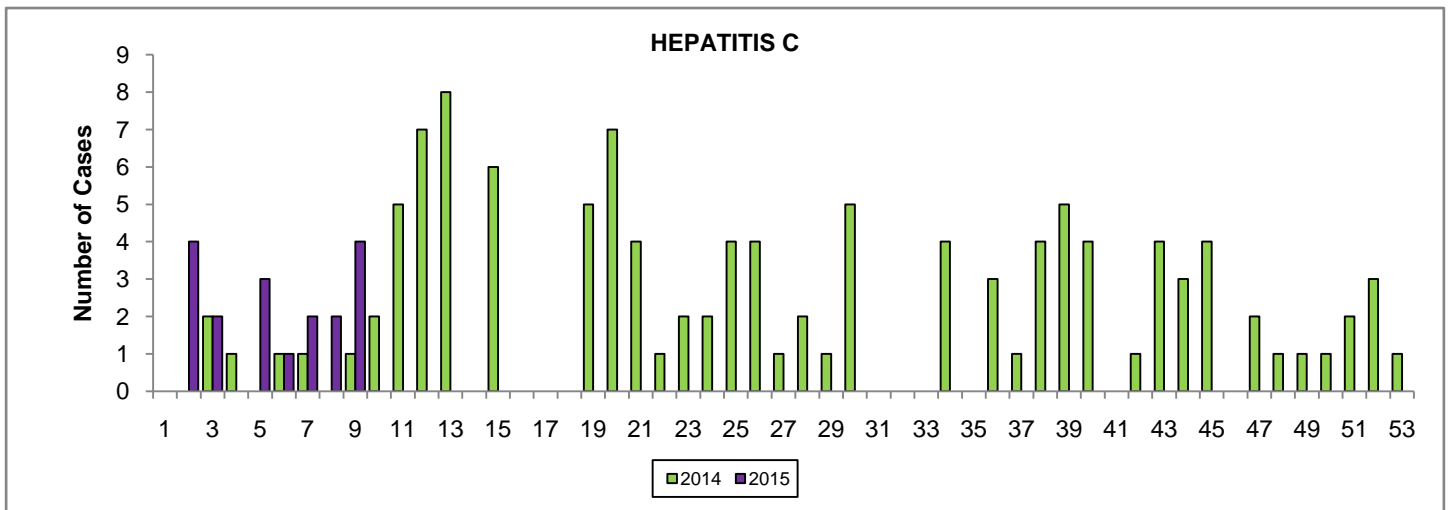
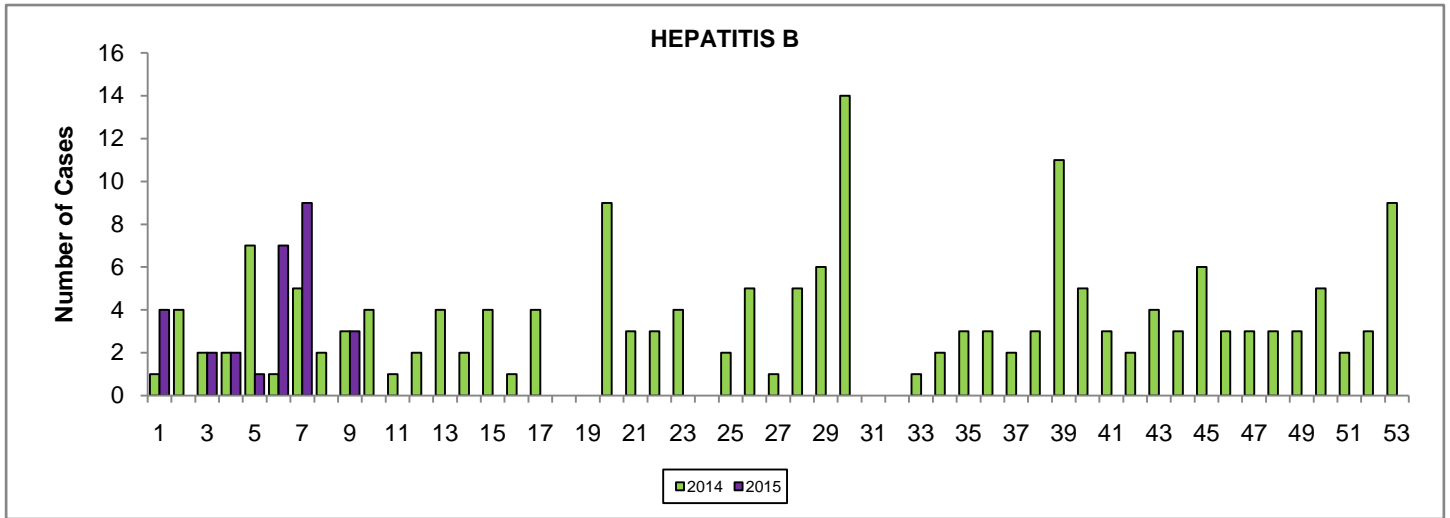




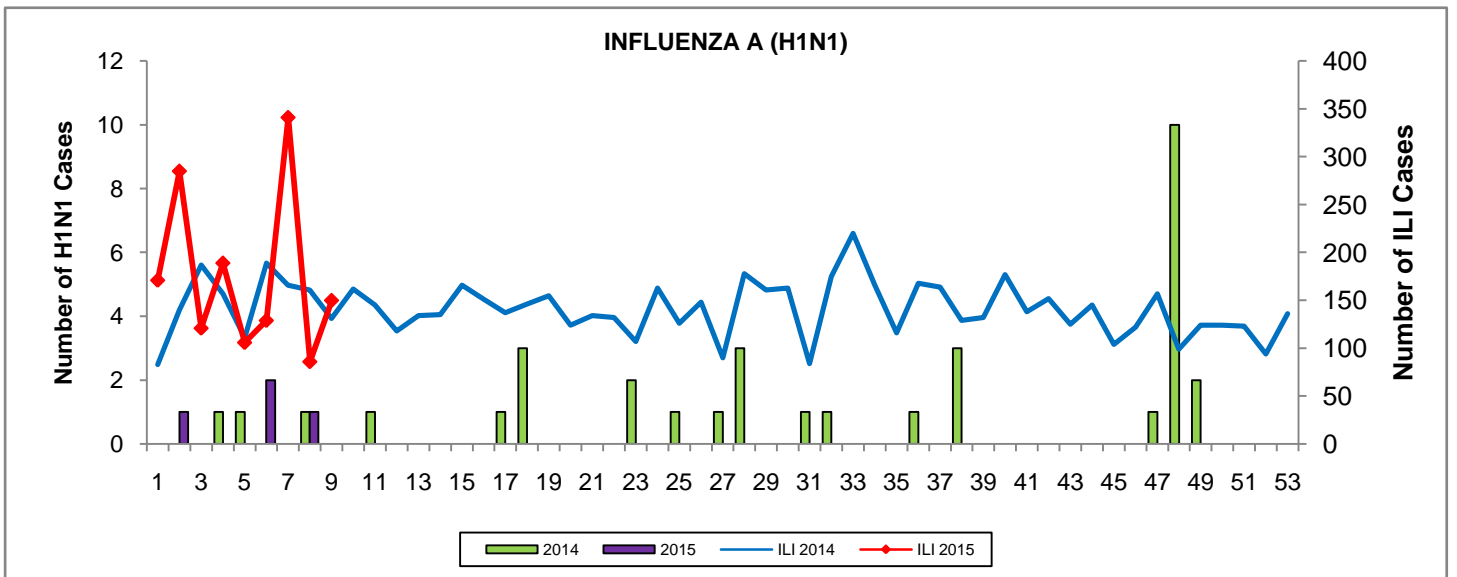
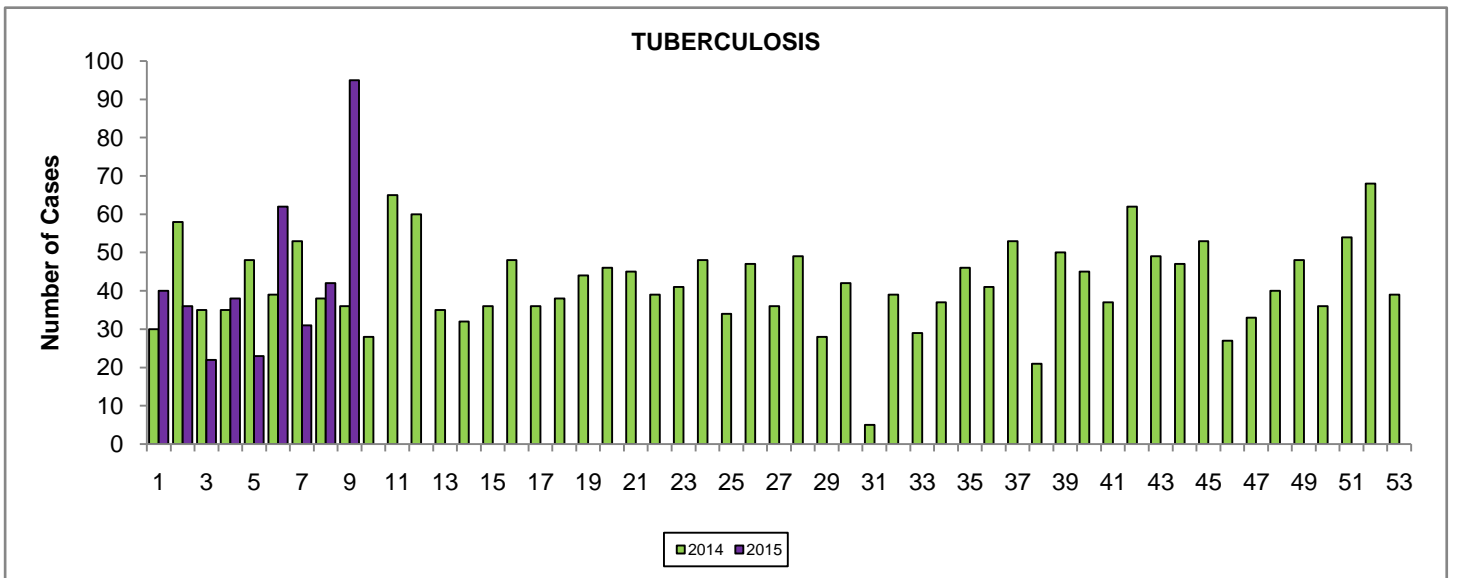
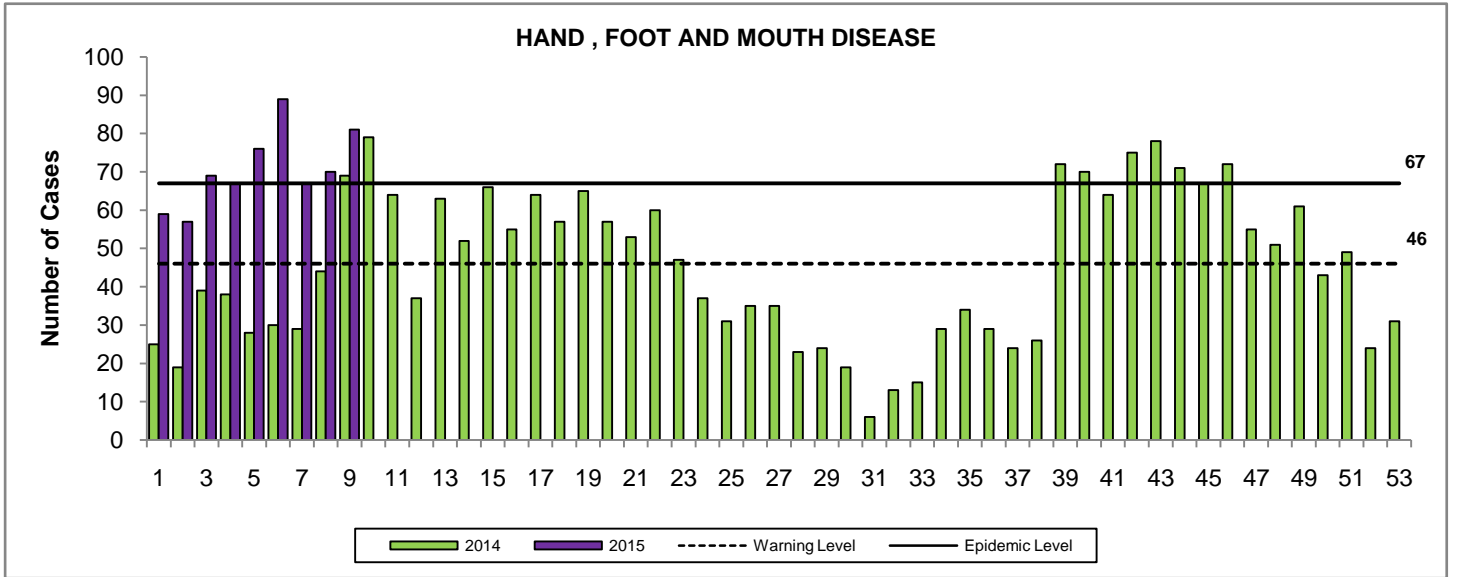
WEEKLY INCIDENCE OF OTHER FOOD WATERBORNE DISEASES, 2013—2014



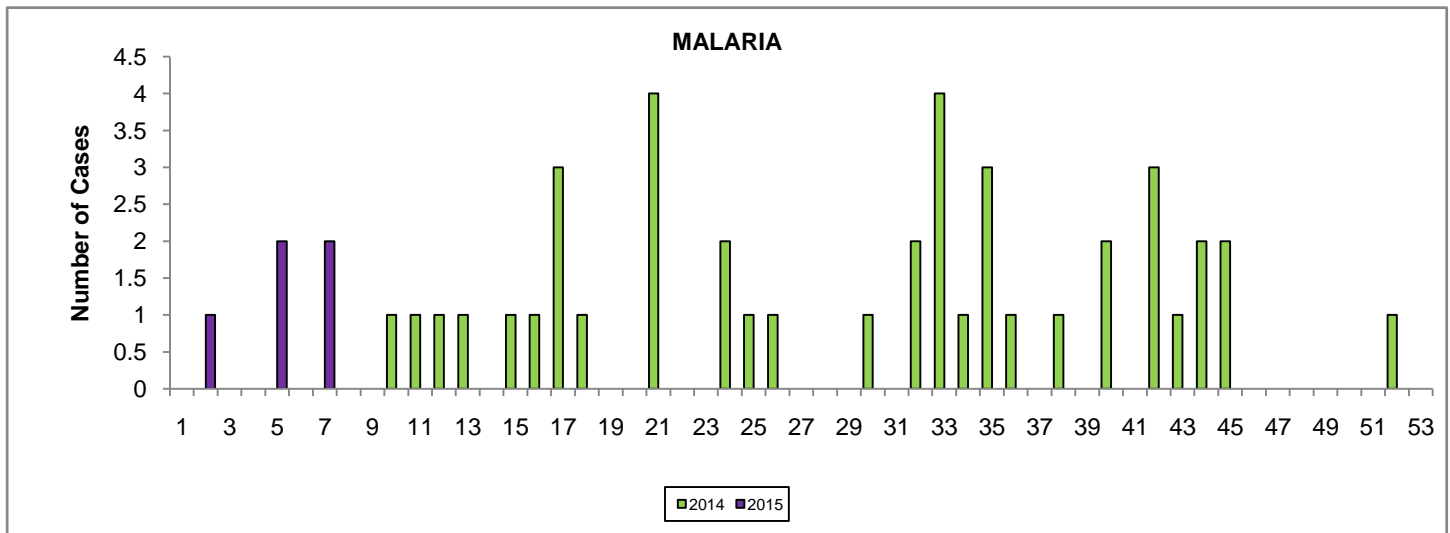
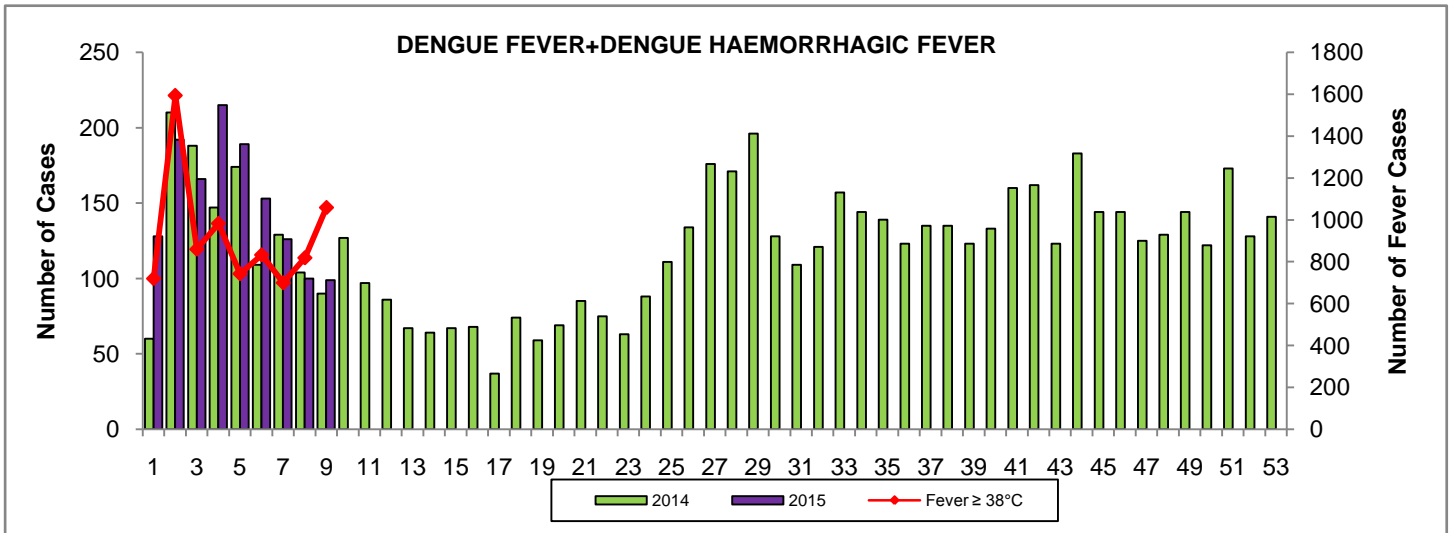
WEEKLY INCIDENCE OF VACCINE PREVENTABLE DISEASES, 2014—2015



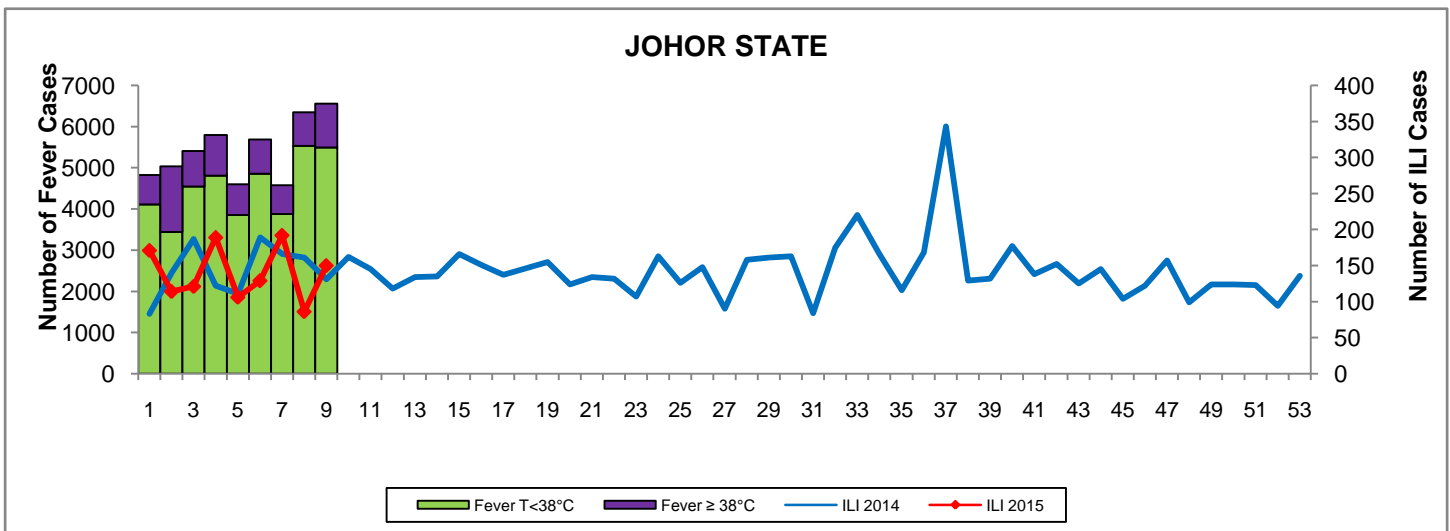
WEEKLY INCIDENCE OF AIR/DROPLET BORNE DISEASES, 2014—2015

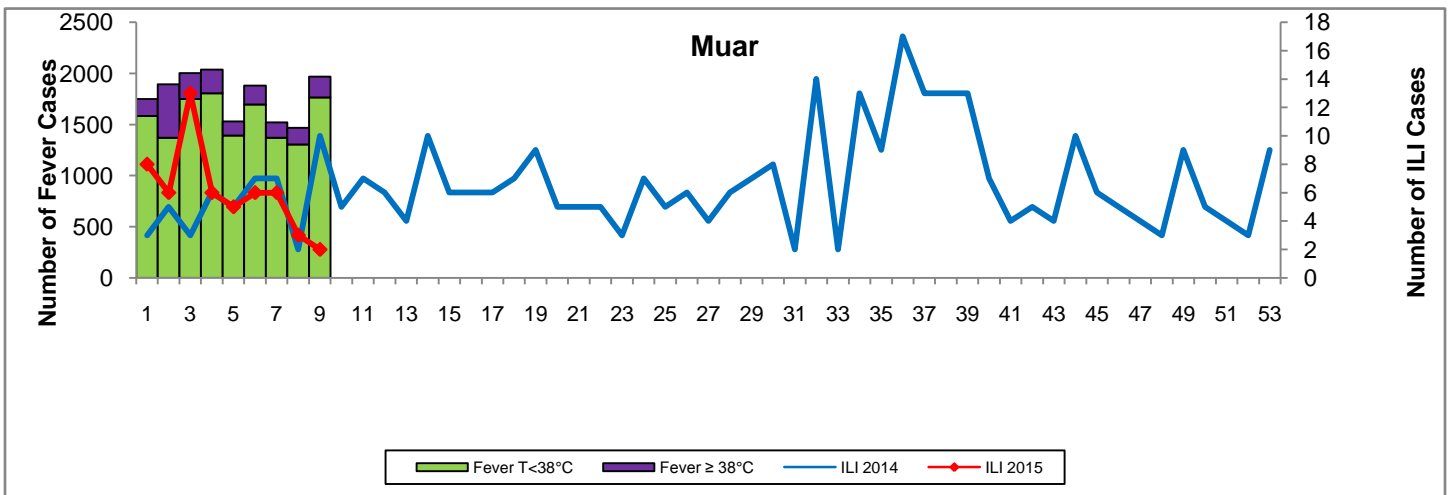
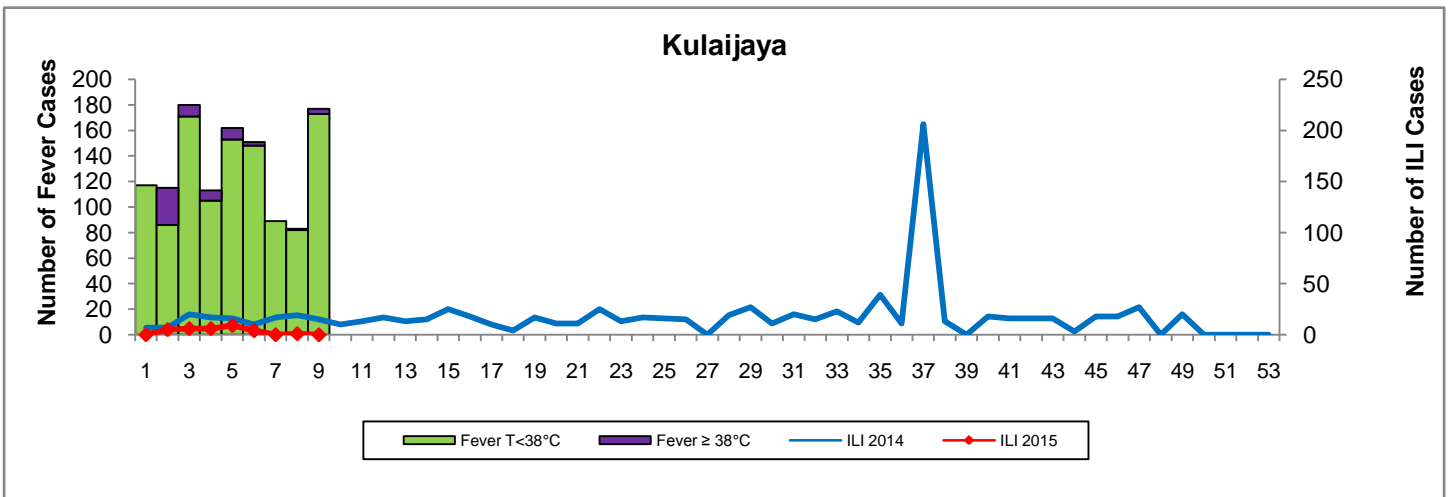
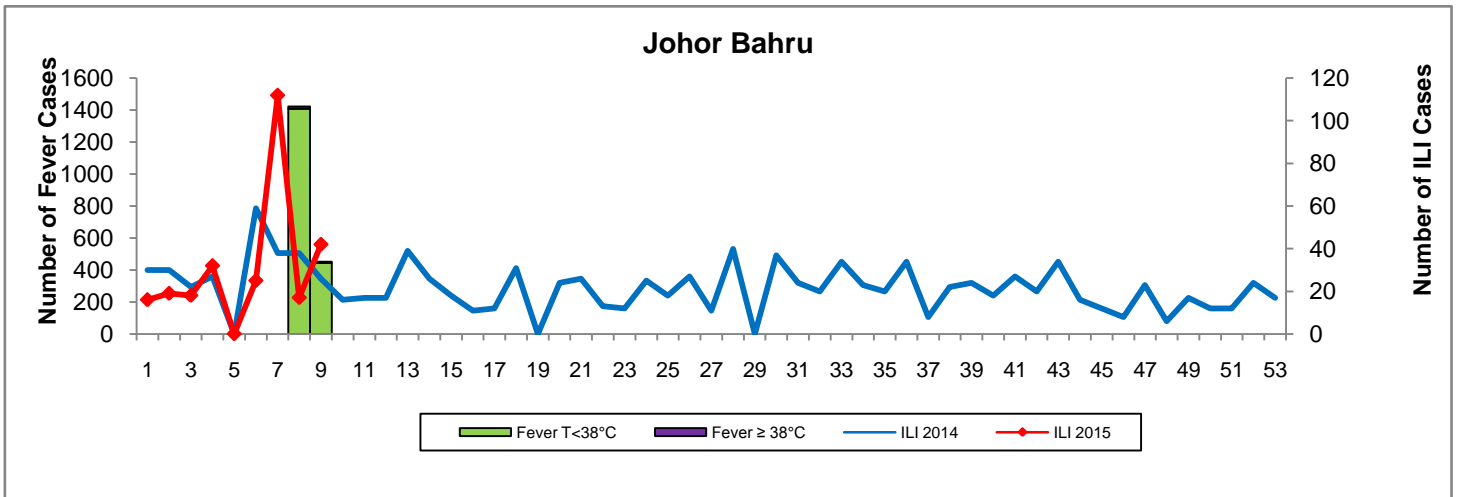


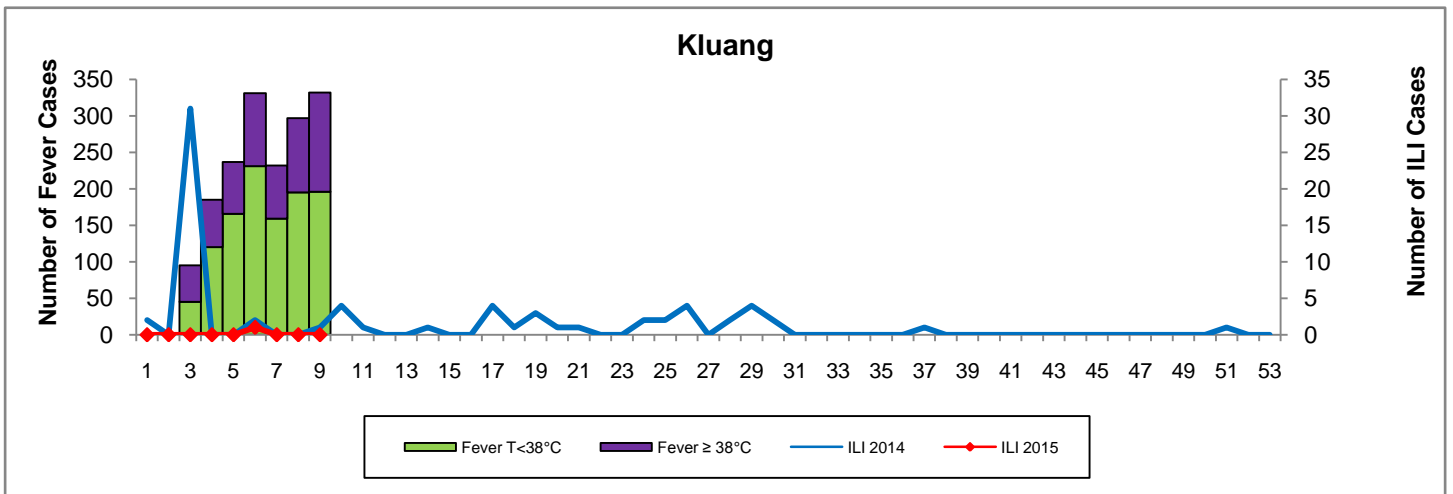
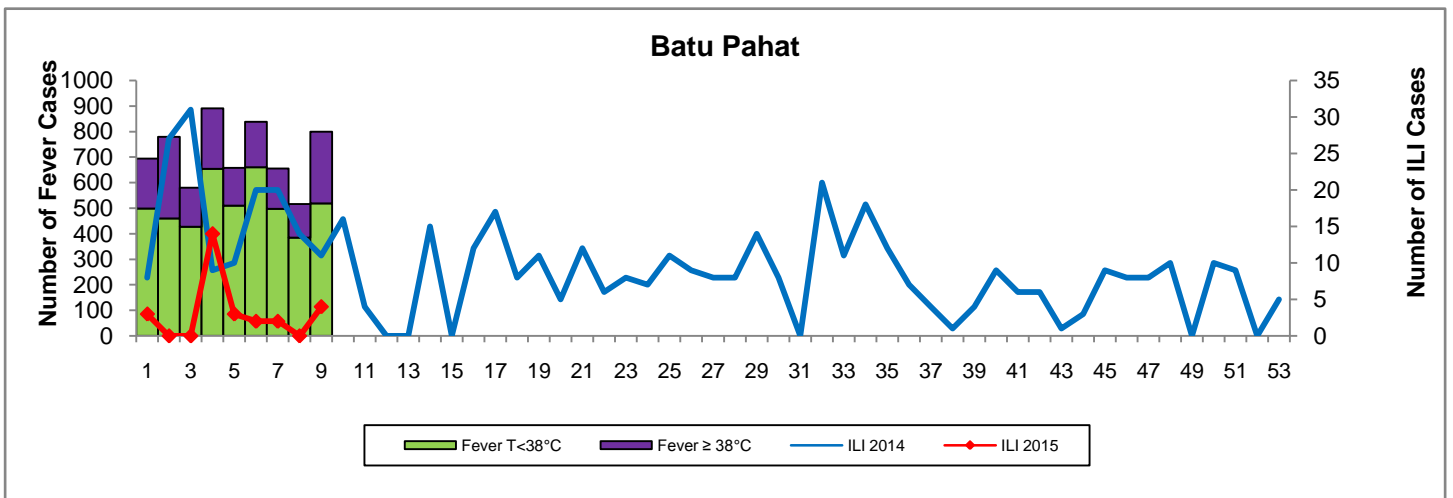
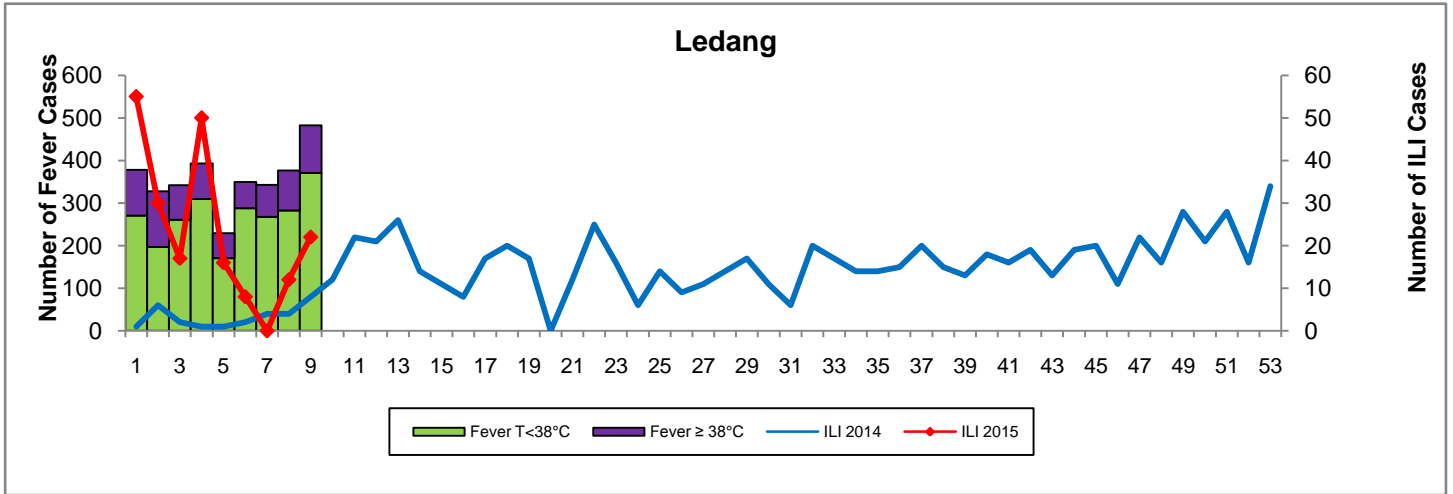
WEEKLY INCIDENCE OF VECTOR-BORNE DISEASES, 2014—2015

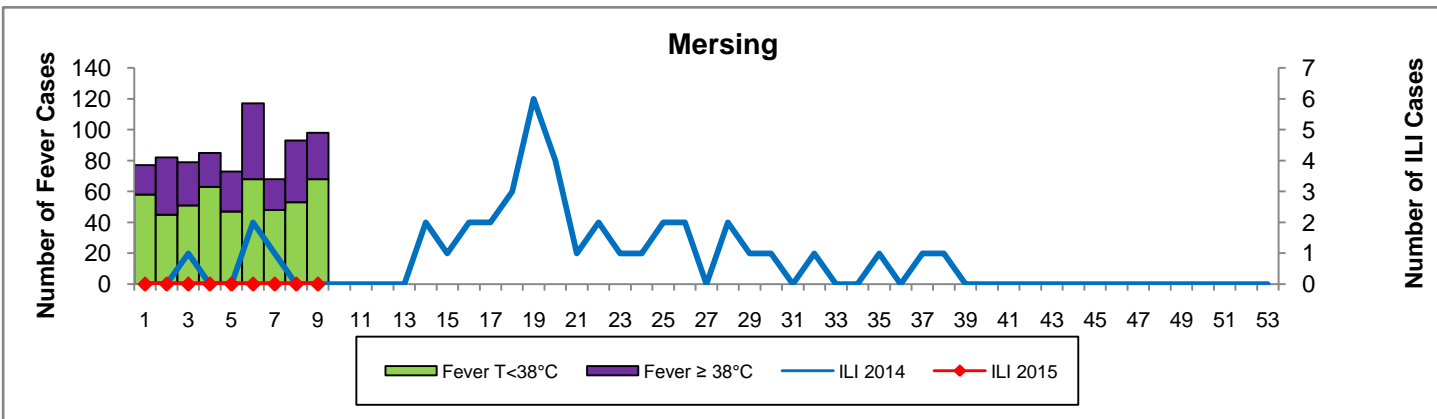
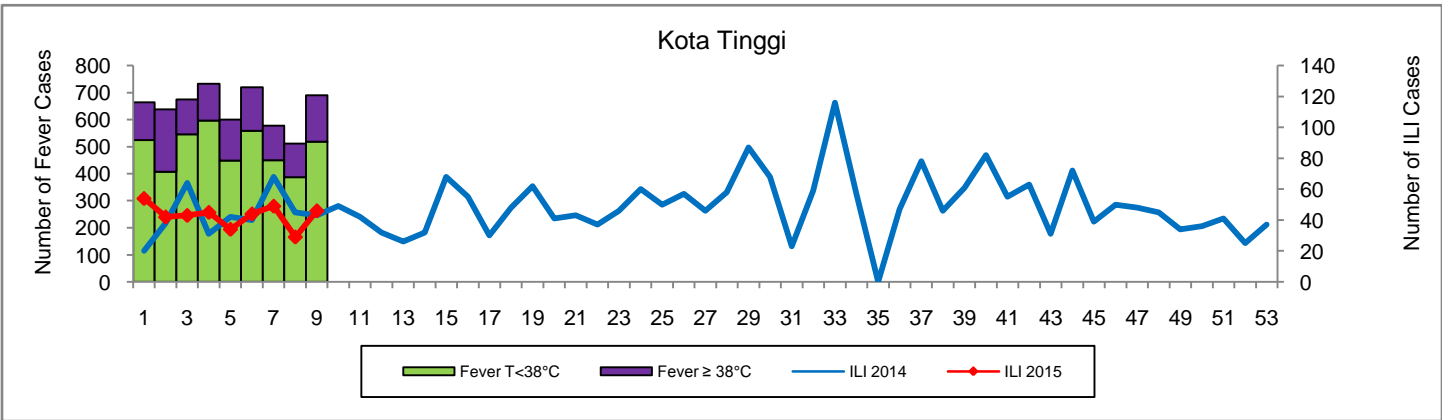
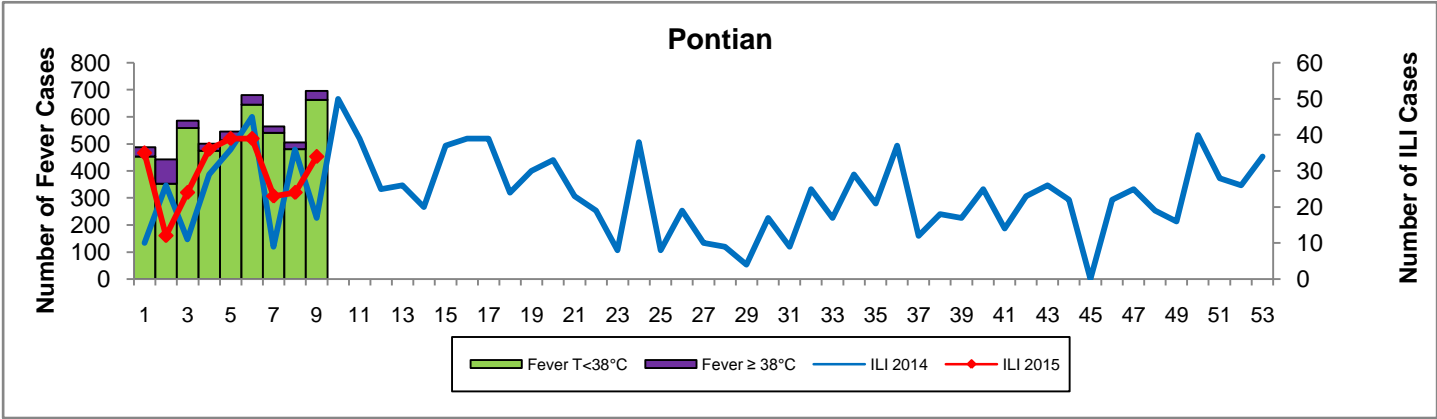
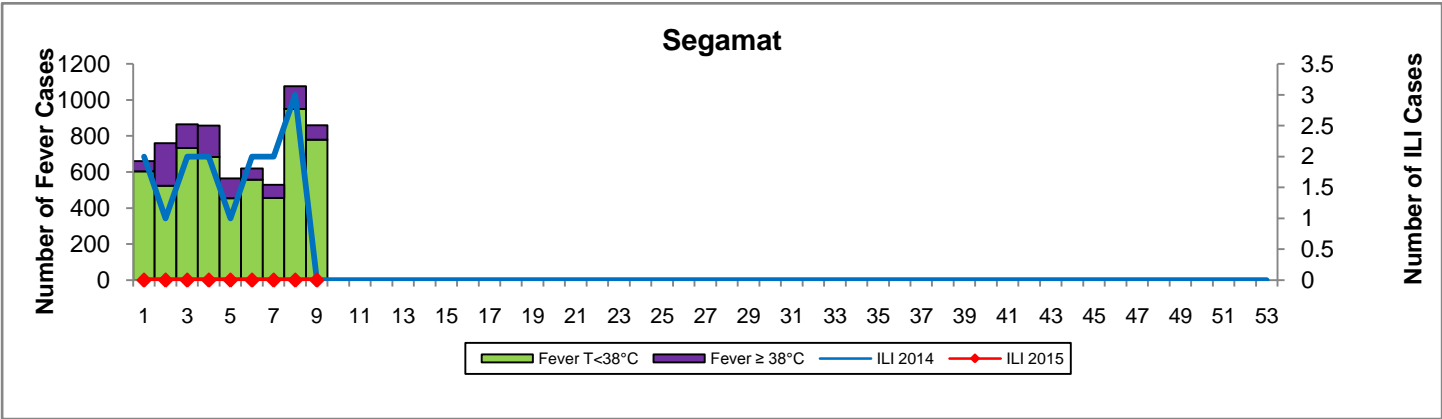


WEEKLY INCIDENCE OF FEVER & ILI SURVEILLANCE, 2015









DENGUE VIRUS SEROTYPING SURVEILLANCE (DVSS) , 2014 – 2015

Sentinel location	No. of sample received				No. of sample fulfilling DVSS criteria				No. of NS 1 Ag positive			
	This epid week		Cumulative		This epid week		Cumulative		This epid week		Cumulative	
	2015	2014	2015	2014	2015	2014	2015	2014	2015	2014	2015	2014
1 HSA, JB	0	11	43	687	0	11	43	685	0	11	44	684
2 HSI, JB	1	1	75	30	0	1	65	30	0	8	49	13
3 HPSF, Muar	0	9	23	70	0	9	23	63	0	9	23	49
4 Hospital Kluang	0	2	0	8	0	2	0	8	0	0	0	6
5 KK Mahmoodiah, JB	3	0	46	73	3	0	42	48	2	1	26	36
6 KK Sultan Ismail, JB	1	0	1	8	1	0	1	5	1	0	1	5
7 KK Pasir Gudang, JB	0	3	4	20	0	3	4	19	0	2	4	17
8 KK Mengkibol, Kluang	0	0	2	5	0	0	2	4	0	0	2	4
9 KK Batu Pahat	2	12	62	75	2	12	61	69	2	11	61	57

BACTERIOLOGICAL SURVEILLANCE

A. Enteric Pathogen Identified During Food Poisoning/AGE Event 2014 – 2015, Johor State

Analysis	No. of sample received				No. of positive sample			
	This epid week		Cumulative		This epid week		Cumulative	
	2015	2014	2015	2014	2015	2014	2015	2014
1 <i>Salmonella typhi</i>	0	10	151	206	0	0	0	0
2 <i>Salmonella spp. (other than S. typhi)</i>	0	10	151	206	13	0	13	0
3 <i>Vibrio cholerae</i>	0	10	151	206	0	0	0	0
4 <i>Vibrio spp. (other than V. cholerae)</i>	0	10	151	206	0	0	5	0
5 <i>Enteropathogenic E.coli (EPEC)</i>	0	10	151	206	0	0	0	0
6 <i>Enterohaemorrhagic E.coli (EHEC)</i>	0	10	151	206	0	0	0	0
7 <i>Shigella spp.</i>	0	10	151	206	0	0	0	0
8 <i>Bacillus cereus (positive enterotoxin)</i>	0	10	151	206	1	1	1	1
9 <i>Staphylococcus aureus (positive enterotoxin)</i>	0	10	151	206	2	0	2	2
10 <i>Campylobacter</i>	0	10	151	206	0	0	0	0

B. Pathogen Identified in the Community via Health Centre / Health Office 2014 – 2015, Johor State

Analysis	No. of sample received				No. of positive sample			
	This epid week		Cumulative		This epid week		Cumulative	
	2015	2014	2015	2014	2015	2014	2015	2014
1 <i>Neisseria meningitidis</i>	0	61	232	493	0	0	0	0
2 <i>Haemophilus influenzae</i>	0	61	232	493	0	1	0	4
3 <i>Klebsiella pneumoniae</i>	0	61	232	493	0	0	5	29
4 <i>Pseudomonas aeruginosa</i>	0	61	232	493	0	0	0	1
5 <i>Streptococcus pneumoniae</i>	0	61	232	493	0	0	0	1
6 <i>Streptococcus species</i>	0	61	232	493	0	2	0	3
7 <i>Staphylococcus aureus</i>	0	61	232	493	0	0	0	2
8 <i>Enterobacter species</i>	0	61	232	493	0	0	0	0
9 <i>Burkholderia pseudomallei</i>	0	61	232	493	0	0	0	0
10 <i>Bordetella pertussis</i>	0	61	232	493	0	0	0	0
11 <i>Acinetobacter baumannii</i>	0	61	232	493	0	0	1	0
12 <i>Carbapenam Resistant Enterobacteriaceae (CRE)</i>	0	61	232	493	0	0	0	0
13 <i>Methicillin Resistant Staphylococcus Aureus (MRSA)</i>	0	61	232	493	0	0	0	0

No. of Positive Sample For Current Week, By District, 2015, Johore State

Analysis	DISTRICT										
	JB	KJ	MR	LG	BP	KG	ST	PN	KT	MG	STATE
A. Enteric Pathogen Identified During Food Poisoning/AGE Event											
1 <i>Salmonella typhi</i>	0	0	0	0	0	0	0	0	0	0	0
2 <i>Salmonella spp. (other than S. typhi)</i>	0	0	0	0	0	0	13	0	0	0	13
3 <i>Vibrio cholerae</i>	0	0	0	0	0	0	0	0	0	0	0
4 <i>Vibrio spp. (other than V. cholerae)</i>	0	0	0	0	0	0	0	0	0	0	0
5 <i>Enteropathogenic E.coli (EPEC)</i>	0	0	0	0	0	0	0	0	0	0	0
6 <i>Enterohaemorrhagic E.coli (EHEC)</i>	0	0	0	0	0	0	0	0	0	0	0
7 <i>Shigella spp.</i>	0	0	0	0	0	0	0	0	0	0	0
8 <i>Bacillus cereus (positive enterotoxin)</i>	1	0	0	0	0	0	0	0	0	0	1
9 <i>Staphylococcus aureus (positive enterotoxin)</i>	1	1	0	0	0	0	0	0	0	0	2
10 <i>Campylobacter</i>	0	0	0	0	0	0	0	0	0	0	0
B. Pathogen Identified in the Community via Health Centre / Health Office											
1 <i>Neisseria meningitidis</i>	0	0	0	0	0	0	0	0	0	0	0
2 <i>Haemophilus influenzae</i>	0	0	0	0	0	0	0	0	0	0	0
3 <i>Klebsiella pneumoniae</i>	0	0	0	0	0	0	0	0	0	0	0
4 <i>Pseudomonas aeruginosa</i>	0	0	0	0	0	0	0	0	0	0	0
5 <i>Streptococcus pneumoniae</i>	0	0	0	0	0	0	0	0	0	0	0
6 <i>Streptococcus species</i>	0	0	0	0	0	0	0	0	0	0	0
7 <i>Staphylococcus aureus</i>	0	0	0	0	0	0	0	0	0	0	0
8 <i>Enterobacter species</i>	0	0	0	0	0	0	0	0	0	0	0
9 <i>Burkholderia pseudomallei</i>	0	0	0	0	0	0	0	0	0	0	0
10 <i>Bordetella pertussis</i>	0	0	0	0	0	0	0	0	0	0	0
11 <i>Acinetobacter baumannii</i>	0	0	0	0	0	0	0	0	0	0	0
12 <i>CRE</i>	0	0	0	0	0	0	0	0	0	0	0
13 <i>MRSA</i>	0	0	0	0	0	0	0	0	0	0	0

No. of Positive Sample For Current Week Cumulative, By District, 2015, Johore State

Analysis	DISTRICT										
	JB	KJ	MR	LG	BP	KG	ST	PN	KT	MG	STATE
A. Enteric Pathogen Identified During Food Poisoning/AGE Event											
1 <i>Salmonella typhi</i>	0	0	0	0	0	0	0	0	0	0	0
2 <i>Salmonella spp. (other than S. typhi)</i>	0	0	0	0	0	0	13	0	0	0	13
3 <i>Vibrio cholerae</i>	0	0	0	0	0	0	0	0	0	0	0
4 <i>Vibrio spp. (other than V. cholerae)</i>	0	0	0	5	0	0	0	0	0	0	5
5 <i>Enteropathogenic E.coli (EPEC)</i>	0	0	0	0	0	0	0	0	0	0	0
6 <i>Enterohaemorrhagic E.coli (EHEC)</i>	0	0	0	0	0	0	0	0	0	0	0
7 <i>Shigella spp.</i>	0	0	0	0	0	0	0	0	0	0	0
8 <i>Bacillus cereus (positive enterotoxin)</i>	1	0	0	0	0	0	0	0	0	0	1
9 <i>Staphylococcus aureus (positive enterotoxin)</i>	1	1	0	0	0	0	0	0	0	0	2
10 <i>Campylobacter</i>	0	0	0	0	0	0	0	0	0	0	0
B. Pathogen Identified in the Community via Health Centre / Health Office											
1 <i>Neisseria meningitidis</i>	0	0	0	0	0	0	0	0	0	0	0
2 <i>Haemophilus influenzae</i>	0	0	0	0	0	0	0	0	0	0	0
3 <i>Klebsiella pneumoniae</i>	5	0	0	0	0	0	0	0	0	0	5
4 <i>Pseudomonas aeruginosa</i>	0	0	0	0	0	0	0	0	0	0	0
5 <i>Streptococcus pneumoniae</i>	0	0	0	0	0	0	0	0	0	0	0
6 <i>Streptococcus species</i>	0	0	0	0	0	0	0	0	0	0	0
7 <i>Staphylococcus aureus</i>	0	0	0	0	0	0	0	0	0	0	0
8 <i>Enterobacter species</i>	0	0	0	0	0	0	0	0	0	0	0
9 <i>Burkholderia pseudomallei</i>	0	0	0	0	0	0	0	0	0	0	0
10 <i>Bordetella pertussis</i>	0	0	0	0	0	0	0	0	0	0	0
11 <i>Acinetobacter baumannii</i>	1	0	0	0	0	0	0	0	0	0	1
12 <i>CRE</i>	0	0	0	0	0	0	0	0	0	0	0
13 <i>MRSA</i>	0	0	0	0	0	0	0	0	0	0	0

WEEKLY OUTBREAK SUMMARY, 2015: EPID WEEK 09

Nil

Note: Please verify with the Epidemiology (CDC) Unit, Public Health Division, Johor State Health Department before quoting above figures and outbreak summary.