



COMMUNICABLE DISEASE FOR CURRENT WEEK, 2014 AND 2015, JOHORE STATE

DISEASE	THIS EPID WEEK		MEDIAN 2010-2014	CUMULATIVE	
	2015	2014		2015	2014
NOTIFIABLE DISEASES					
1. CHANCROID	0	0	0	1	0
2. CHOLERA	0	0	0	0	0
3. DENGUE FEVER	383(1)	87	75	3819(10)	2263
DENGUE HAEMORRHAGIC FEVER	1	1	1	6	15
4. DIPHTHERIA	0	0	0	0	0
5. DYSENTERY (all types)	0	0	0	6	1
6. EBOLA	0	0	0	0	0
7. FOOD POISONING (episode)	0	0	0	24	26
FOOD POISONING (case)	0	0	0	683	1090
8. GONOCOCCAL INFECTION (all forms)	5	2	3	140	41
9. HAND, FOOT & MOUTH DISEASE (HFMD)	22	37	37	1550(1)	1178
10. HIV INFECTION (all forms)	18	6	8	220	199
HIV DEATH	4	2	NA	31	16
11. LEPROSY	0	0	0	5	0
12. LEPTOSPIROSIS	11	6	1	174(1)	61
13. MALARIA	0	2	1	12	15
14. MEASLES	3	0	0	23	4
15. PLAGUE	0	0	0	0	0
16. ACUTE POLIOMYELITIS	0	0	0	0	0
17. RABIES	0	0	0	0	0
18. RELAPSING FEVER	0	0	0	0	0
19. SYPHILIS (all forms)	2	3	2	43	52
20. TETANUS (Neonatorum / Adult)	0	0	0	0	3
21. TUBERCULOSIS (all forms)	43	48	41	1159	1012
TUBERCULOSIS DEATH	2	0	NA	4	7
22. TYPHOID & PARATYPHOID FEVER	1	0	0	6	8
23. TYPHUS & OTHER RECKETTSIOSES	0	0	0	0	0
24. VIRAL ENCEPHALITIS	0	0	0	0	0
25. VIRAL HEPATITIS					
a) Hepatitis A	0	0	0	0	3
b) Hepatitis B	12	0	2	163	67
c) Hepatitis C	3	2	3	64	57
d) Other Hepatitis	0	0	0	0	0
26. WHOOPING COUGH	0	0	0	3	2
27. YELLOW FEVER	0	0	0	0	0
OTHER LIFE THREATENING MICROBIAL INFECTION					
1. CARBAPENAM RESISTANT ENTEROBACTERIACEA (CRE)	0	0	NA	0	0
2. MENINGOCOCCAL MENINGITIS	0	NA	NA	0	NA
OTHER DISEASES UNDER SURVEILLANCE					
1. ACUTE FLACCID PARALYSIS (AFP)	0	NA	NA	7	NA
2. ACUTE GASTROENTERITIS (AGE)	455	559	684	11457	13862
3. FEVER SURVEILLANCE	4830	5852	6787	136320	143882
4. FILARIASIS	0	0	NA	13	0
5. INFLUENZA A (H1N1)	2	0	0	32(1)	10
6. INFLUENZA-LIKE ILLNESS (ILI)	54	163	161	2854	3369
7. MELIOIDOSIS	0	0	NA	8	0
8. SEVERE ACUTE RESPIRATORY INFECTION (sARI)	0	NA	0	11	NA

EDITORIAL TEAM

Dr. Hjh Fatimah Bt. عثمان Dr. Linayanti Binti Rosli
Pn. Shariza bt Ramli En. Zainalabidin bin Makhtar
 E-mail: epidjknjhr@moh.gov.my / cporjknj@gmail.com

PUBLISHER

Bahagian Kesihatan Awam, Jabatan Kesihatan Negeri Johor,
 Jalan Persiaran Permai, 81200 Johor Bahru
 Tel: 07-2356136 Fax: 07-2356221

CUMULATIVE BY YEAR, 2010-2015, JOHORE STATE

DISEASE	2010	2011	2012	2013	2014	2015
NOTIFIABLE DISEASES						
1. CHANCROID	0	0	0	0	0	1
2. CHOLERA	0	0	0	0	0	0
3. DENGUE FEVER	1400	719	761	1390	2263	3819(10)
DENGUE HAEMORRHAGIC FEVER	201	141	31	32	15	6
4. DIPHTHERIA	0	0	0	0	0	0
5. DYSENTERY (all types)	5	0	1	0	1	6
6. EBOLA	0	0	0	0	0	0
7. FOOD POISONING (episode)	16	38	32	15	26	24
FOOD POISONING (case)	517	1405	983	508	1090	683
8. GONOCOCCAL INFECTION (all forms)	89	103	101	57	41	140
9. HAND, FOOT & MOUTH DISEASE (HFMD)	361	219	1880	1027	1178	1550(1)
10. HIV INFECTION (all forms)	209	218	243	225	199	220
HIV DEATH	NA	NA	23	13	16	31
11. LEPROSY	2	6	2	6	0	5
12. LEPTOSPIROSIS	0	23	37	22	61	174(1)
13. MALARIA	83	27	27	29	15	12
14. MEASLES	2	6	33	8	4	23
15. PLAGUE	0	0	0	0	0	0
16. ACUTE POLIOMYELITIS	0	0	0	0	0	0
17. RABIES	0	0	0	0	0	0
18. RELAPSING FEVER	0	0	0	0	0	0
19. SYPHILIS (all forms)	40	34	62	47	52	43
20. TETANUS (Neonatorum / Adult)	0	1	0	0	3	0
21. TUBERCULOSIS (all forms)	870	813	1059	946	1012	1159
TUBERCULOSIS DEATH	NA	NA	31	26	7	4
22. TYPHOID & PARATYPHOID FEVER	4	3	1	7	8	6
23. TYPHUS & OTHER RECKETTSIOSSES	0	0	1	0	0	0
24. VIRAL ENCEPHALITIS	0	0	1	0	0	0
25. VIRAL HEPATITIS						
a) Hepatitis A	2	1	0	1	3	0
b) Hepatitis B	12	23	100	85	67	163
c) Hepatitis C	36	33	49	94	57	64
d) Other Hepatitis	0	0	0	0	0	0
26. WHOOPING COUGH	0	1	6	1	2	3
27. YELLOW FEVER	0	0	0	0	0	0
OTHER LIFE THREATENING MICROBIAL INFECTION						
1. CARBAPENAM RESISTANT ENTEROBACTERIACEA (CRE)	0	2	25	0	0	0
2. MENINGOCOCCAL MENINGITIS	NA	NA	NA	NA	NA	0
OTHER DISEASES UNDER SURVEILLANCE						
1. ACUTE FLACCID PARALYSIS (AFP)	NA	NA	NA	NA	NA	7
2. ACUTE GASTROENTERITIS (AGE)	25901	22447	16619	16835	13862	11457
3. FEVER SURVEILLANCE	91466	44245	179876	153067	143882	136320
4. FILARIASIS	0	0	0	0	0	13
5. INFLUENZA A (H1N1)	559	102	17	10	10	32(1)
6. INFLUENZA-LIKE ILLNESS (ILI)	7365	2511	3690	3599	3369	2854
7. MELIOIDOSIS	NA	NA	0	4	0	8
8. SEVERE ACUTE RESPIRATORY INFECTION (sARI)	NA	NA	NA	NA	NA	11

COMMUNICABLE DISEASES FOR CURRENT WEEK BY DISTRICT, 2015, JOHORE STATE

DISEASE	DISTRICT										
	JB	KJ	MR	LG	BP	KG	ST	PN	KT	MG	STATE
NOTIFIABLE DISEASES											
1. CHANCROID	0	0	0	0	0	0	0	0	0	0	0
2. CHOLERA	0	0	0	0	0	0	0	0	0	0	0
3. DENGUE FEVER	314(1)	16	3	1	11	8	9	1	17	3	383(1)
DENGUE HAEMORRHAGIC FEVER	1	0	0	0	0	0	0	0	0	0	1
4. DIPHTHERIA	0	0	0	0	0	0	0	0	0	0	0
5. DYSENTERY (all types)	0	0	0	0	0	0	0	0	0	0	0
6. EBOLA	0	0	0	0	0	0	0	0	0	0	0
7. FOOD POISONING (episode)	0	0	0	0	0	0	0	0	0	0	0
FOOD POISONING (case)	0	0	0	0	0	0	0	0	0	0	0
8. GONOCOCCAL INFECTION (all forms)	1	0	0	0	1	3	0	0	0	0	5
9. HAND, FOOT & MOUTH DISEASE (HFMD)	11	3	2	3	0	2	0	0	1	0	22
10. HIV INFECTION (all forms)	14	0	0	0	0	4	0	0	0	0	18
HIV DEATH	0	0	3	0	0	0	1	0	0	0	4
11. LEPROSY	0	0	0	0	0	0	0	0	0	0	0
12. LEPTOSPIROSIS	6	3	0	0	1	0	1	0	0	0	11
13. MALARIA	0	0	0	0	0	0	0	0	0	0	0
14. MEASLES	2	1	0	0	0	0	0	0	0	0	3
15. PLAGUE	0	0	0	0	0	0	0	0	0	0	0
16. ACUTE POLIOMYELITIS	0	0	0	0	0	0	0	0	0	0	0
17. RABIES	0	0	0	0	0	0	0	0	0	0	0
18. RELAPSING FEVER	0	0	0	0	0	0	0	0	0	0	0
19. SYPHILIS (all forms)	2	0	0	0	0	0	0	0	0	0	2
20. TETANUS (Neonatorum / Adult)	0	0	0	0	0	0	0	0	0	0	0
21. TUBERCULOSIS (all forms)	16	5	3	1	9	4	0	2	3	0	43
TUBERCULOSIS DEATH	0	0	2	0	0	0	0	0	0	0	2
22. TYPHOID & PARATYPHOID FEVER	0	0	0	0	0	0	0	0	0	1	1
23. TYPHUS & OTHER RECKETTSIOSES	0	0	0	0	0	0	0	0	0	0	0
24. VIRAL ENCEPHALITIS	0	0	0	0	0	0	0	0	0	0	0
25. VIRAL HEPATITIS											
a) Hepatitis A	0	0	0	0	0	0	0	0	0	0	0
b) Hepatitis B	12	0	0	0	0	0	0	0	0	0	12
c) Hepatitis C	2	0	0	0	0	0	0	0	1	0	3
d) Other Hepatitis	0	0	0	0	0	0	0	0	0	0	0
26. WHOOPING COUGH	0	0	0	0	0	0	0	0	0	0	0
27. YELLOW FEVER	0	0	0	0	0	0	0	0	0	0	0
OTHER LIFE THREATENING MICROBIAL INFECTION											
1. CARBAPENAM RESISTANT ENTEROBACTERIACEA (CRE)	0	0	0	0	0	0	0	0	0	0	0
2. MENINGOCOCCAL MENINGITIS	0	0	0	0	0	0	0	0	0	0	0
OTHER DISEASES UNDER SURVEILLANCE											
1. ACUTE FLACCID PARALYSIS (AFP)	0	0	0	0	0	0	0	0	0	0	0
2. ACUTE GASTROENTERITIS (AGE)	145	4	21	38	115	0	65	17	31	19	455
3. FEVER SURVEILLANCE											
a) Fever <38°C	0	192	1323	250	331	229	470	589	507	76	3967
b) Fever ≥38°C	0	0	234	44	174	149	66	22	142	32	863
4. FILARIASIS	0	0	0	0	0	0	0	0	0	0	0
5. INFLUENZA A (H1N1)	2	0	0	0	0	0	0	0	0	0	2
6. INFLUENZA-LIKE ILLNESS (ILI)	8	0	4	2	6	0	0	22	12	0	54
7. MELIOIDOSIS	0	0	0	0	0	0	0	0	0	0	0
8. SEVERE ACUTE RESPIRATORY INFECTION (sARI)	0	0	0	0	0	0	0	0	0	0	0

COMMUNICABLE DISEASES FOR CURRENT WEEK CUMULATIVE BY DISTRICT, 2015, JOHORE STATE

DISEASE	DISTRICT										STATE
	JB	KJ	MR	LG	BP	KG	ST	PN	KT	MG	
NOTIFIABLE DISEASES											
1. CHANCROID	0	1	0	0	0	0	0	0	0	0	1
2. CHOLERA	0	0	0	0	0	0	0	0	0	0	0
3. DENGUE FEVER	2727(5)	271	116(2)	40	188	150(1)	68	53	151(1)	55(1)	3819(10)
DENGUE HAEMORRHAGIC FEVER	5	0	0	0	1	0	0	0	0	0	6
4. DIPHTHERIA	0	0	0	0	0	0	0	0	0	0	0
5. DYSENTERY (all types)	2	2	0	0	0	2	0	0	0	0	6
6. EBOLA	0	0	0	0	0	0	0	0	0	0	0
7. FOOD POISONING (episode)	12	1	1	2	6	0	0	0	2	0	24
FOOD POISONING (case)	459	5	11	87	92	0	0	0	29	0	683
8. GONOCOCCAL INFECTION (all forms)	51	13	0	0	54	6	2	11	0	3	140
9. HAND, FOOT & MOUTH DISEASE (HFMD)	789(1)	170	99	94	129	87	42	31	71	38	1550(1)
10. HIV INFECTION (all forms)	116	23	17	5	6	16	10	6	16	5	220
HIV DEATH	0	0	12	0	0	0	11	0	0	8	31
11. LEPROSY	2	0	0	1	0	0	0	0	0	2	5
12. LEPTOSPIROSIS	49	29	4	1(1)	56	4	6	10	13	2	174(1)
13. MALARIA	3	1	1	0	3	1	1	0	0	2	12
14. MEASLES	14	6	0	0	1	1	0	0	0	1	23
15. PLAGUE	0	0	0	0	0	0	0	0	0	0	0
16. ACUTE POLIOMYELITIS	0	0	0	0	0	0	0	0	0	0	0
17. RABIES	0	0	0	0	0	0	0	0	0	0	0
18. RELAPSING FEVER	0	0	0	0	0	0	0	0	0	0	0
19. SYPHILIS (all forms)	25	5	6	0	4	0	0	2	0	1	43
20. TETANUS (Neonatorum / Adult)	0	0	0	0	0	0	0	0	0	0	0
21. TUBERCULOSIS (all forms)	552	68	67	47	151	64	50	44	79	37	1159
TUBERCULOSIS DEATH	0	0	2	1	0	1	0	0	0	0	4
22. TYPHOID & PARATYPHOID FEVER	2	0	1	0	0	1	0	0	1	1	6
23. TYPHUS & OTHER RECKETTSIOSES	0	0	0	0	0	0	0	0	0	0	0
24. VIRAL ENCEPHALITIS	0	0	0	0	0	0	0	0	0	0	0
25. VIRAL HEPATITIS											
a) Hepatitis A	0	0	0	0	0	0	0	0	0	0	0
b) Hepatitis B	93	20	6	10	14	2	7	2	9	0	163
c) Hepatitis C	35	2	4	1	1	0	8	2	8	3	64
d) Other Hepatitis	0	0	0	0	0	0	0	0	0	0	0
26. WHOOPING COUGH	0	0	0	0	0	3	0	0	0	0	3
27. YELLOW FEVER	0	0	0	0	0	0	0	0	0	0	0
OTHER LIFE THREATENING MICROBIAL INFECTION											
1. CARBAPENAM RESISTANT ENTEROBACTERIACEA (CRE)	0	0	0	0	0	0	0	0	0	0	0
2. MENINGOCOCCAL MENINGITIS	0	0	0	0	0	0	0	0	0	0	0
OTHER DISEASES UNDER SURVEILLANCE											
1. ACUTE FLACCID PARALYSIS (AFP)	2	0	0	0	4	0	0	0	1	0	7
2. ACUTE GASTROENTERITIS (AGE)	2358	34	463	999	2352	1104	1181	952	1400	614	11457
3. FEVER SURVEILLANCE											
a) Fever <38°C	5511	3935	36716	7606	12176	3854	14404	14500	13145	1382	113229
b) Fever ≥38°C	109	92	5430	2228	5093	2410	2243	641	4055	790	23091
4. FILARIASIS	0	6	1	1	1	0	0	0	4	0	13
5. INFLUENZA A (H1N1)	11	6	5(1)	3	0	0	0	6	1	0	32(1)
6. INFLUENZA-LIKE ILLNESS (ILI)	473	31	109	606	72	198	0	595	769	1	2854
7. MELIOIDOSIS	4	0	1	1	0	0	2	0	0	0	8
8. SEVERE ACUTE RESPIRATORY INFECTION (sARI)	11	0	0	0	0	0	0	0	0	0	11

NOTIFICATION OF CLUSTER / OUTBREAK BY DISTRICT, 2015, JOHORE STATE

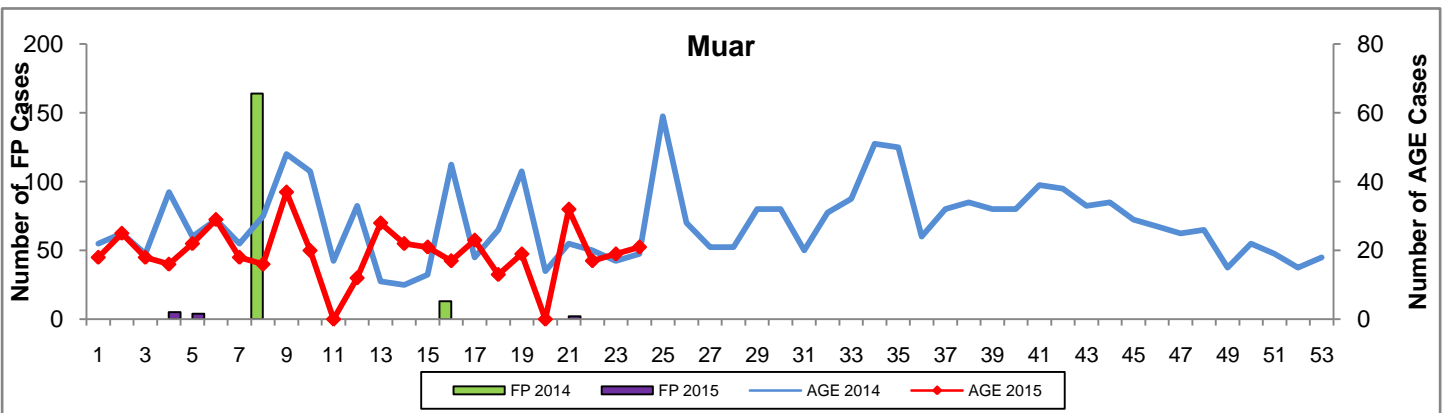
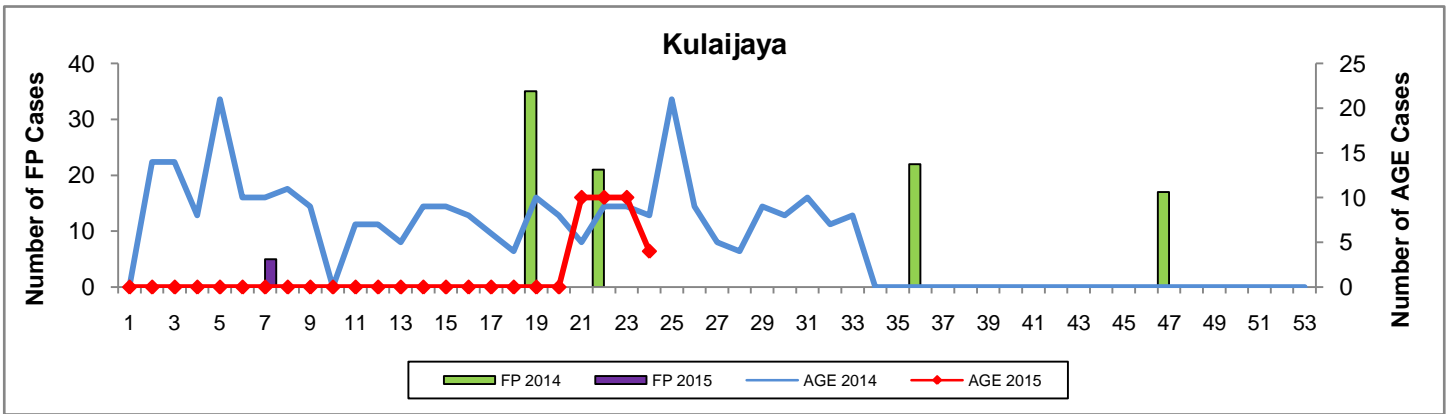
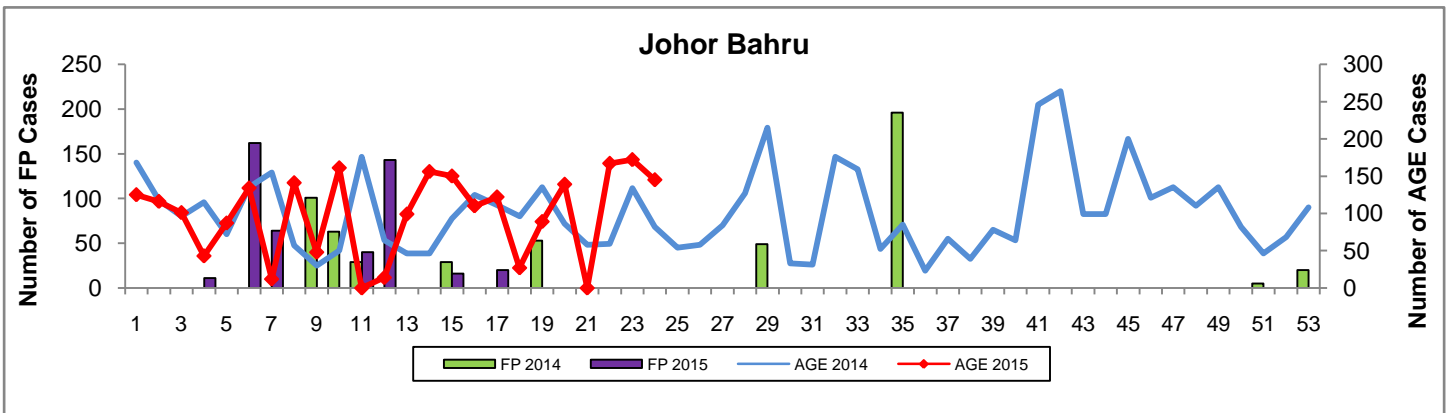
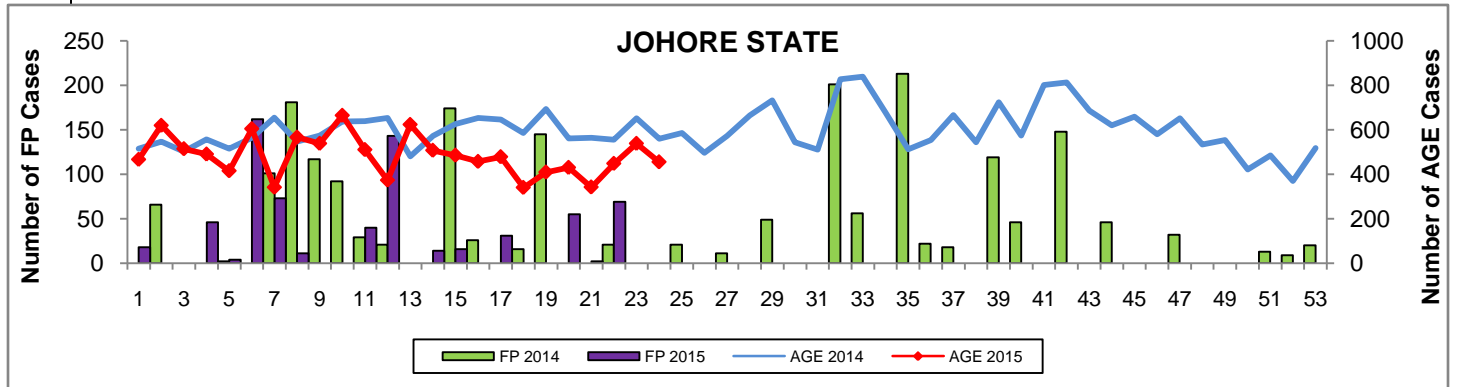
		JB	KJ	MR	LG	BP	KG	ST	PN	KT	MG	STATE
CURRENT WEEK, EW 24												
1	ACUTE GASTROENTERITIS (AGE)	0	0	0	0	0	0	0	0	0	0	0
2	CHICKEN POX	0	0	0	0	0	0	0	0	0	0	0
3	CONJUNCTIVITIS	0	0	0	0	0	0	0	0	0	0	0
4	FOOD POISONING	0	0	0	0	0	0	0	0	0	0	0
5	HAND, FOOT & MOUTH DISEASE (HFMD)	0	0	0	0	0	0	0	0	0	0	0
6	HEPATITIS A	0	0	0	0	0	0	0	0	0	0	0
7	INFLUENZA/ILI	0	0	0	0	0	0	0	0	0	0	0
8	LEPTOSPIROSIS	0	0	0	0	0	0	0	0	0	0	0
9	MENINGOCOCCAL MENINGITIS	0	0	0	0	0	0	0	0	0	0	0
10	PESTICIDE POISONING	0	0	0	0	0	0	0	0	0	0	0
11	RUBELLA	0	0	0	0	0	0	0	0	0	0	0
12	UPPER RESPIRATORY TRACT INFECTION (URTI)	0	0	0	0	0	0	0	0	0	0	0
13	VESICULAR RASHES	0	0	0	0	0	0	0	0	0	0	0
CURRENT WEEK CUMULATIVE												
1	ACUTE GASTROENTERITIS (AGE)	0	0	0	0	1	0	0	0	0	0	1
2	CHICKEN POX	2	0	0	0	0	0	0	0	0	0	2
3	CONJUNCTIVITIS	0	0	0	1	0	0	0	0	0	0	1
4	FOOD POISONING	10	1	1	2	6	0	0	0	2	0	22
5	HAND, FOOT & MOUTH DISEASE (HFMD)	17	1	2	1	1	0	0	0	0	1	23
6	HEPATITIS A	1	0	0	0	0	0	0	0	0	0	1
7	INFLUENZA	1	2	1	0	0	1	0	0	0	0	5
8	LEPTOSPIROSIS	0	0	0	0	0	0	0	0	0	0	0
9	MENINGOCOCCAL MENINGITIS	0	0	0	0	0	0	0	0	0	0	0
10	PESTICIDE POISONING	0	0	0	0	0	0	0	0	0	0	0
11	RUBELLA	0	0	0	0	0	0	0	0	0	0	0
12	UPPER RESPIRATORY TRACT INFECTION (URTI)	0	0	0	0	0	0	0	0	0	0	0
13	VESICULAR RASHES	0	0	0	0	0	0	0	0	0	0	0

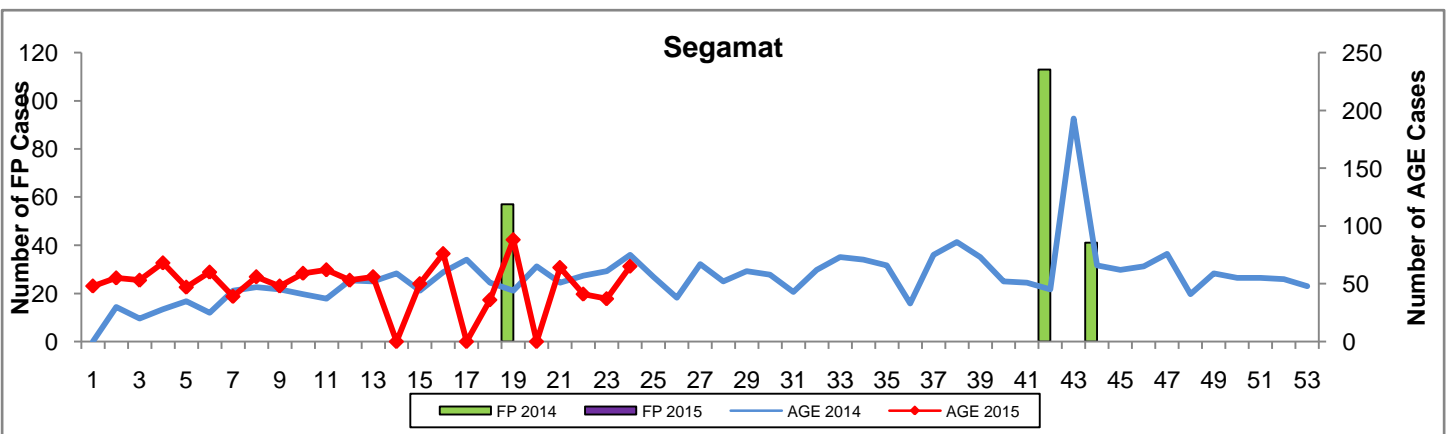
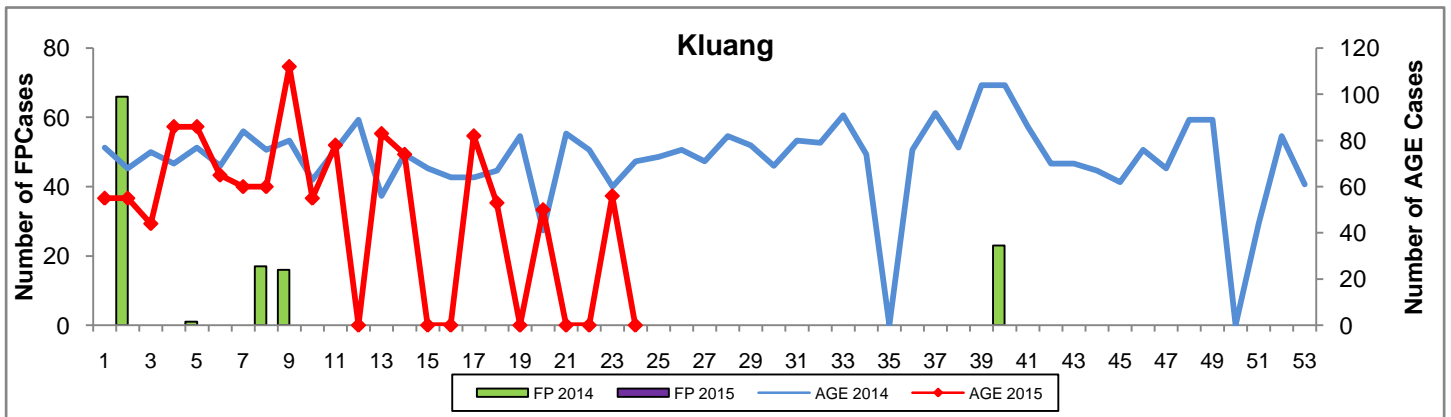
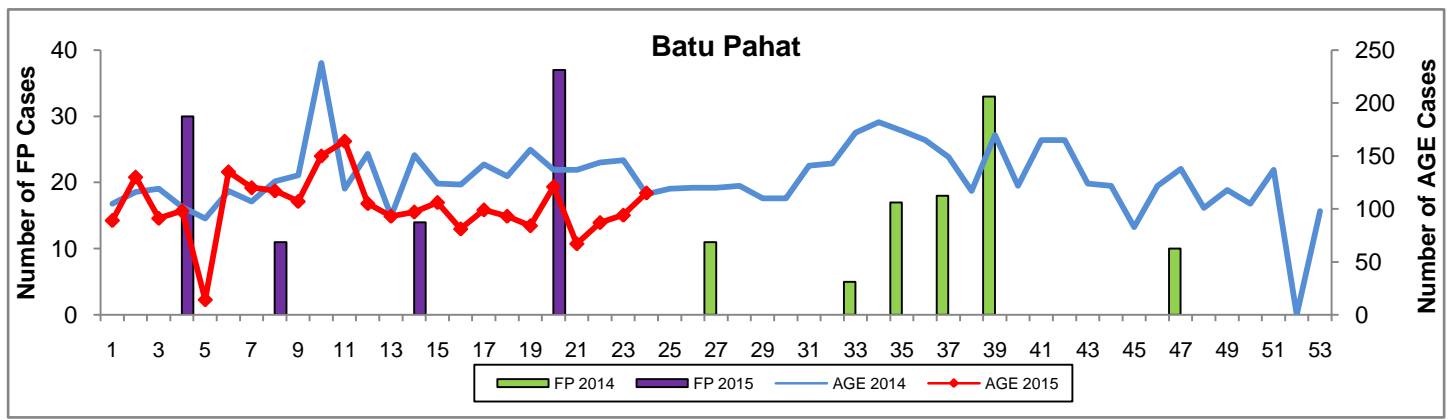
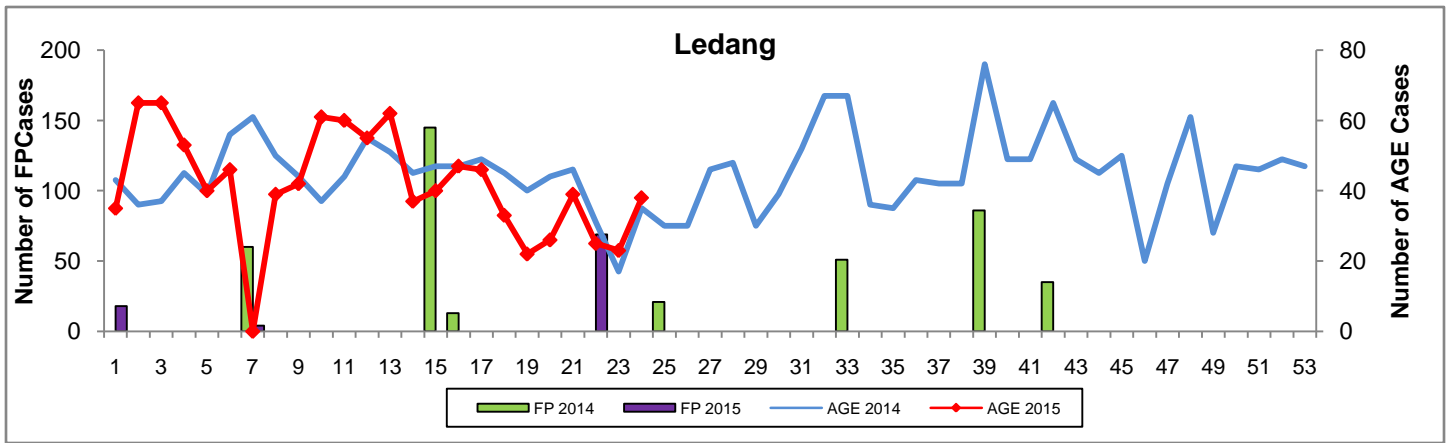
NOTIFICATION OF COMMUNICABLE DISEASES FOR FOMEMA CASES BY DISTRICT, 2015, JOHORE STATE

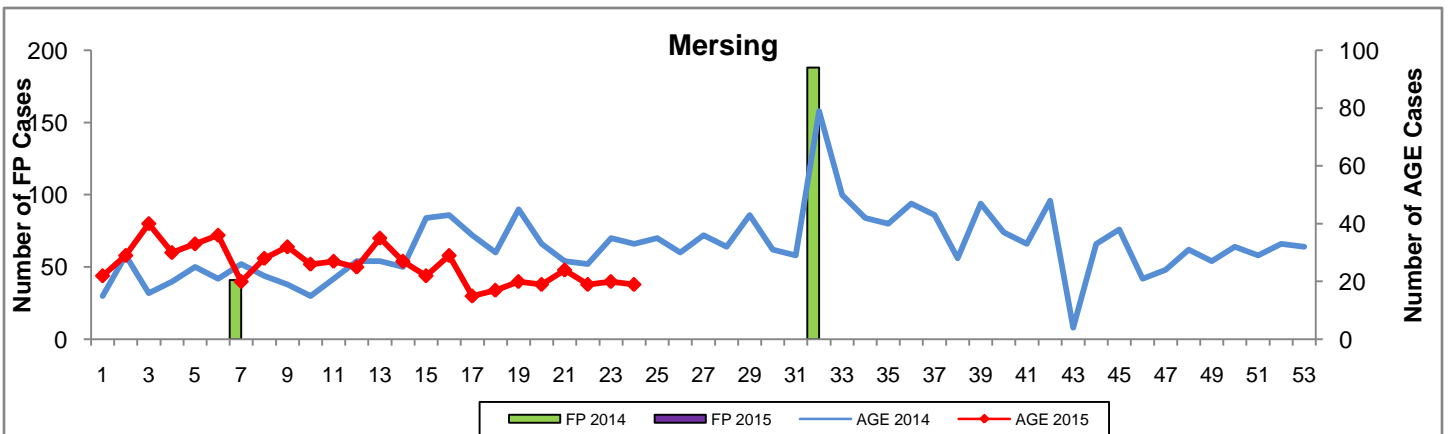
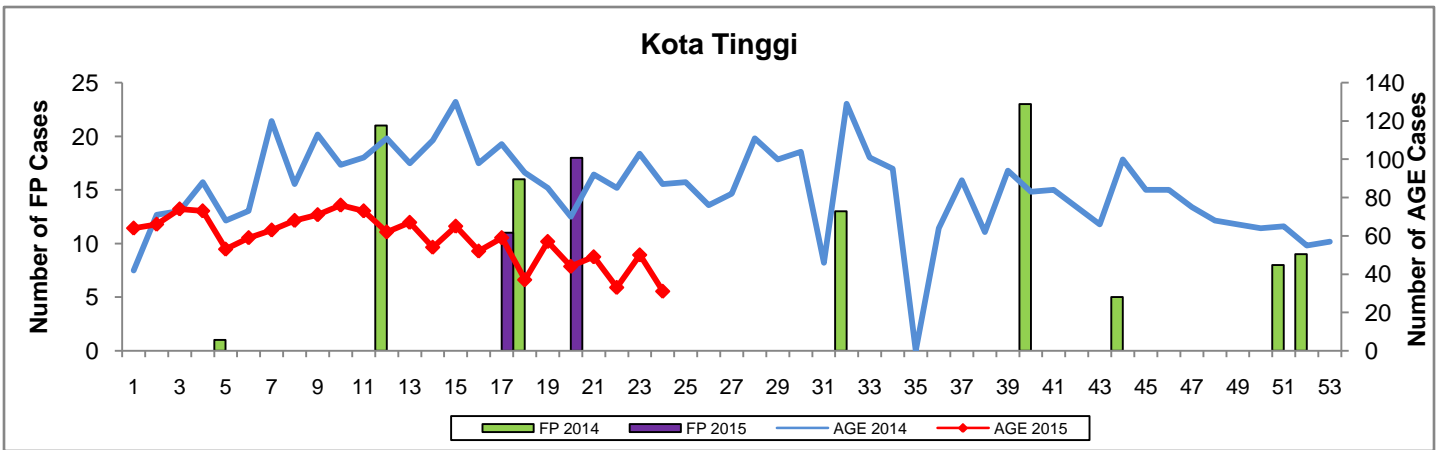
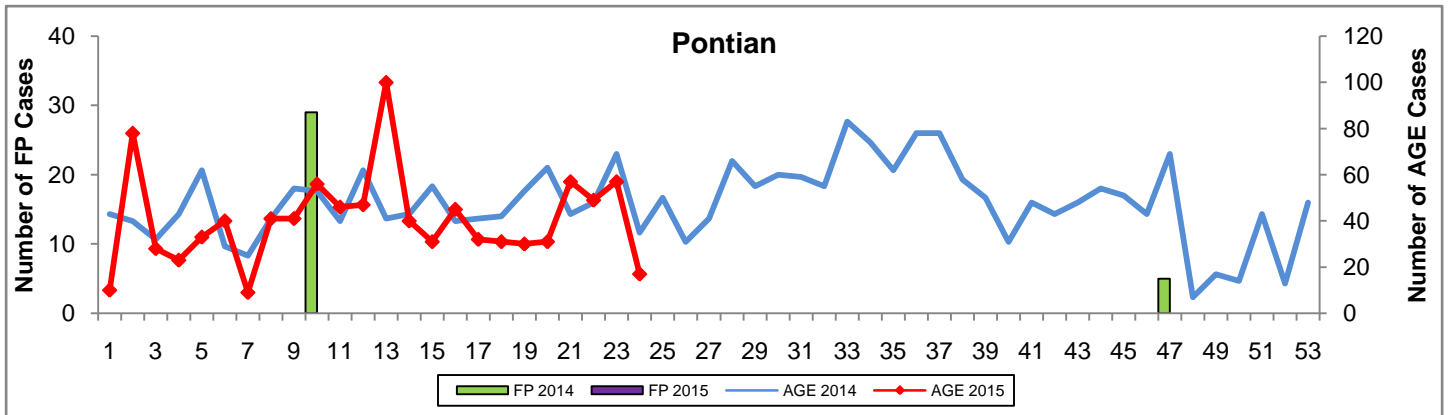
DISEASE		JB	KJ	MR	LG	BP	KG	ST	PN	KT	MG	STATE
CURRENT WEEK, EW 24												
1.	HEPATITIS B	6	0	0	0	1	0	0	1	2	0	10
2.	HIV / AIDS	1	0	0	0	0	0	0	0	0	0	1
3.	LEPROSY	0	0	0	0	0	0	0	0	0	0	0
4.	MALARIA	0	0	0	0	0	0	0	0	0	0	0
5.	SYPHILIS	0	0	0	0	0	0	0	1	0	0	1
6.	TUBERCULOSIS (TB)- CXR	49	9	4	1	5	6	1	5	6	0	86
CURRENT WEEK CUMULATIVE												
1.	HEPATITIS B	231	15	21	3	32	23	32	13	30	5	405
2.	HIV / AIDS	22	5	2	0	2	3	3	3	2	0	42
3.	LEPROSY	2	0	0	0	1	1	0	0	0	0	4
4.	MALARIA	3	0	0	0	0	0	0	0	0	0	3
5.	SYPHILIS	26	4	7	0	9	11	2	2	1	0	62
6.	TUBERCULOSIS (TB)- CXR	1068	135	134	7	143	184	62	43	71	14	1861

Note: The above cases based on clinic address in FOMEMA website report.

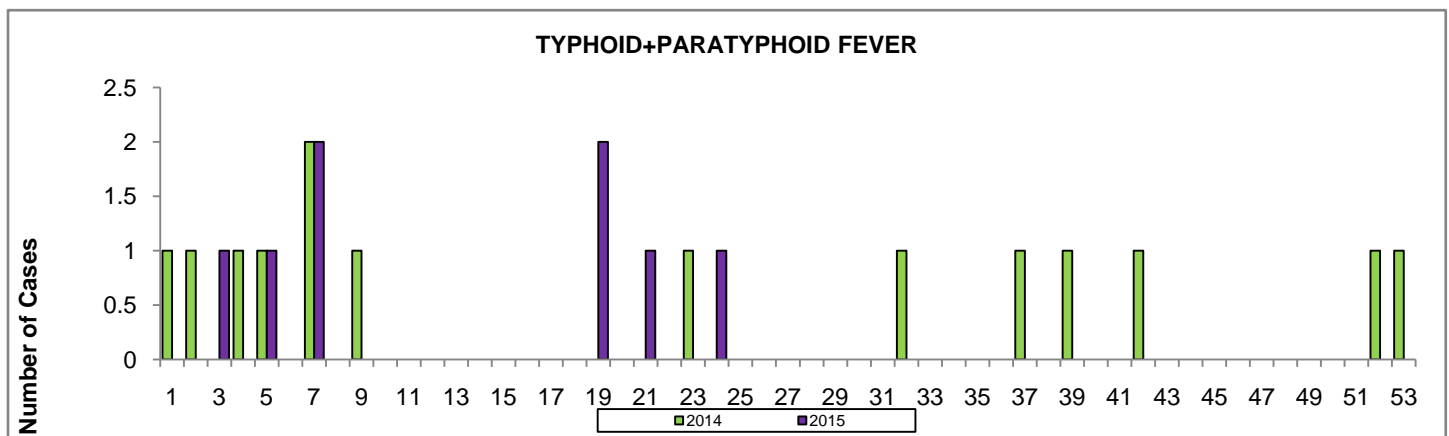
WEEKLY INCIDENCE OF FOOD POISONING, 2014—2015



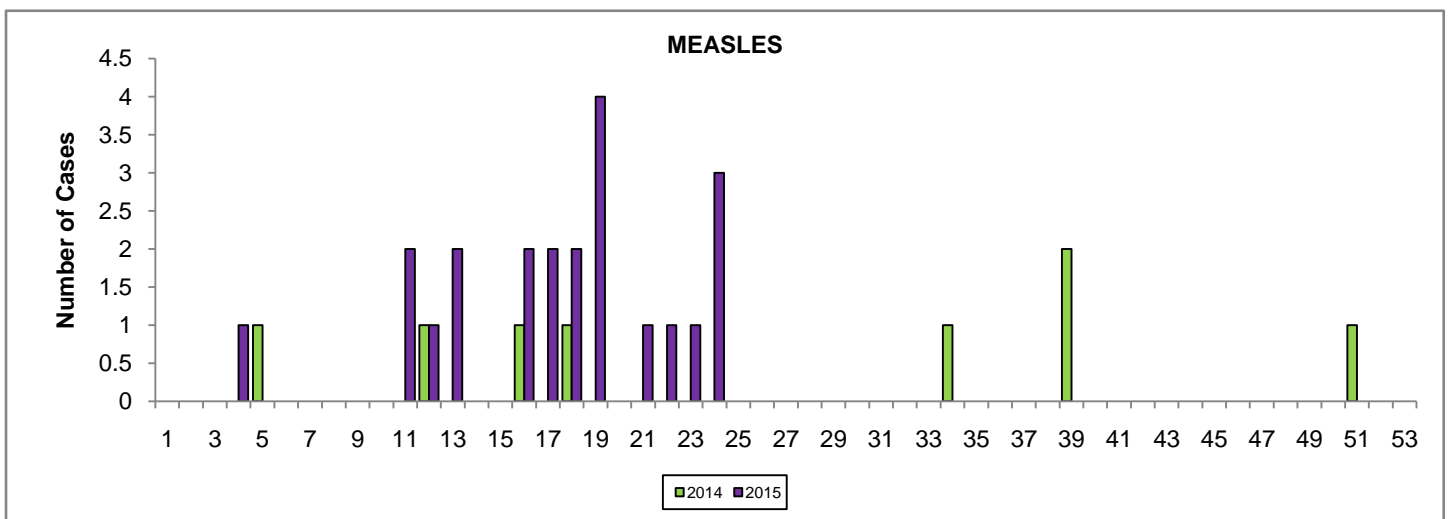
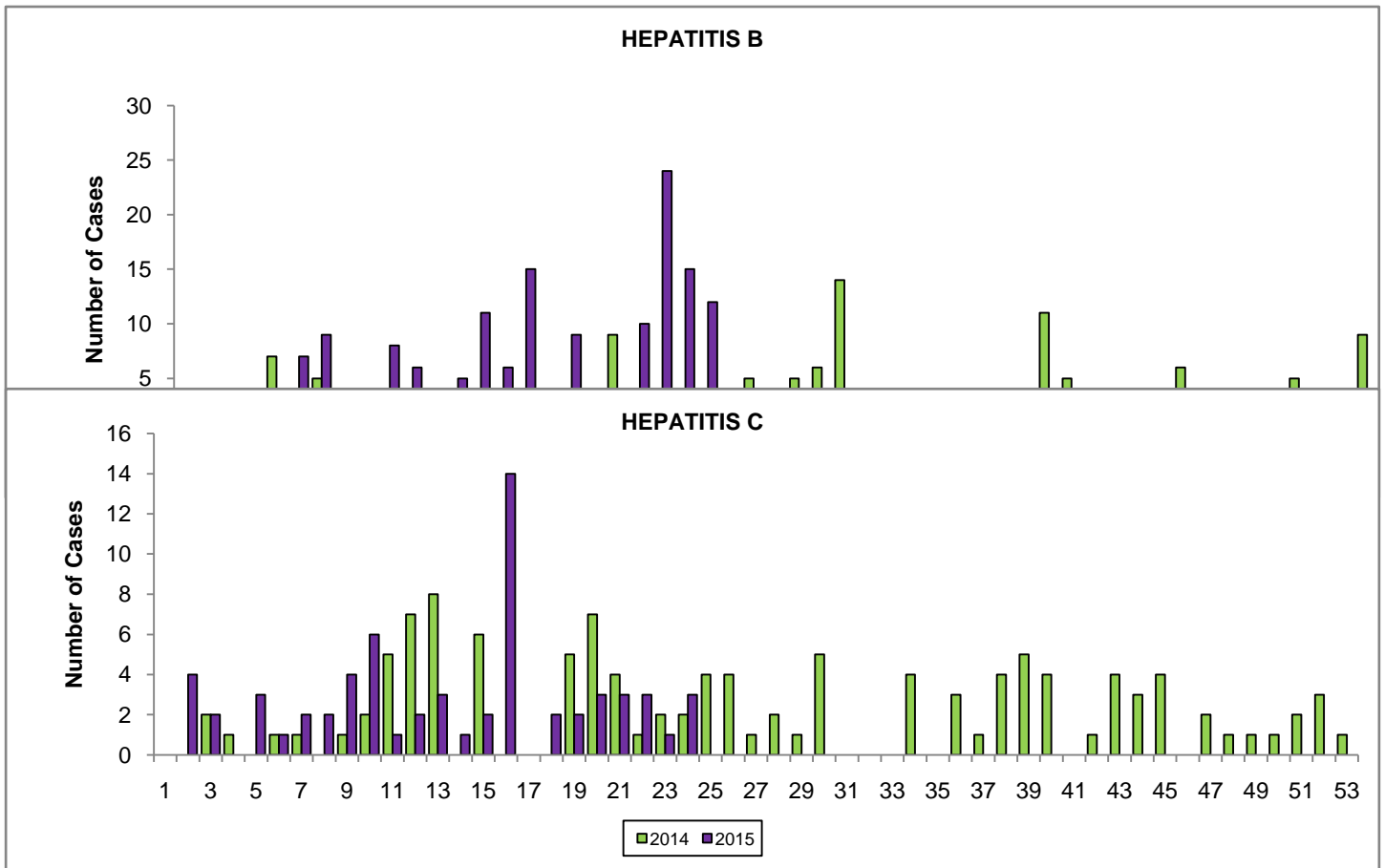




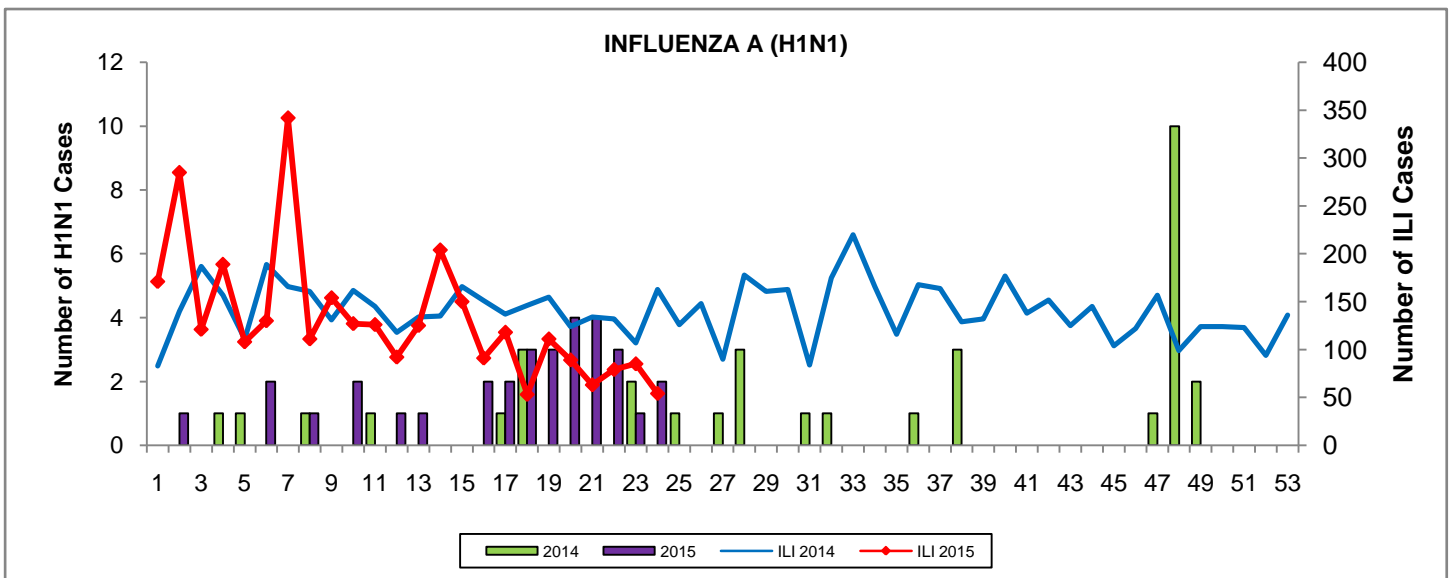
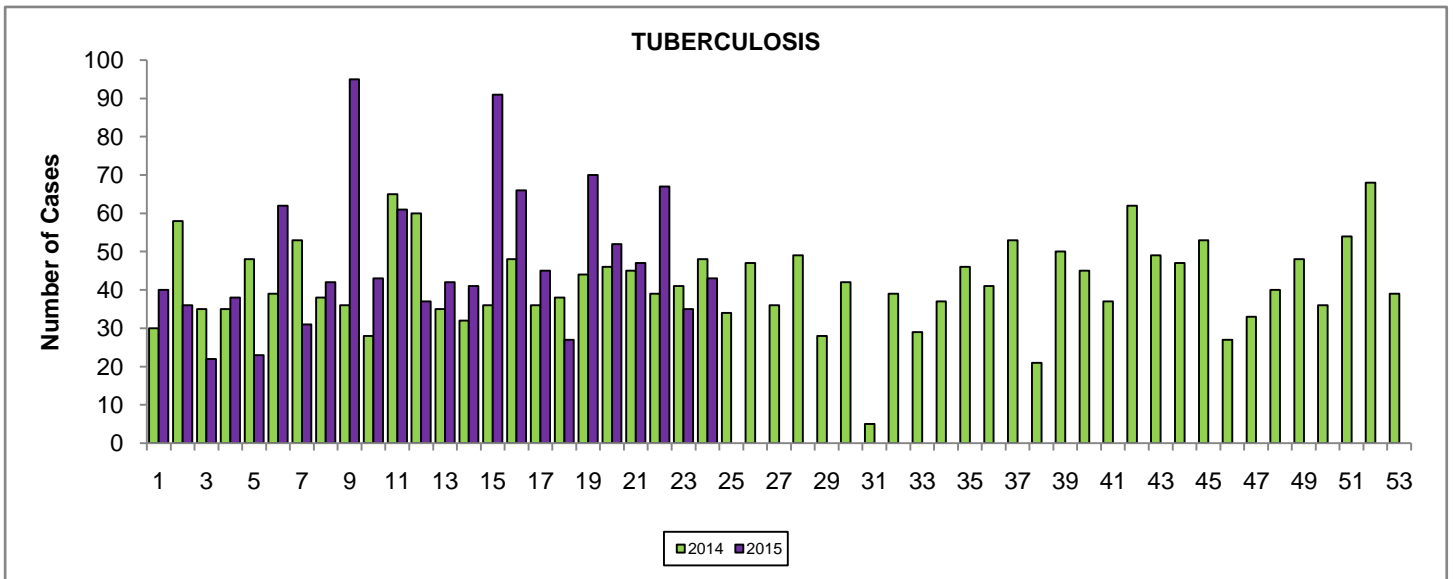
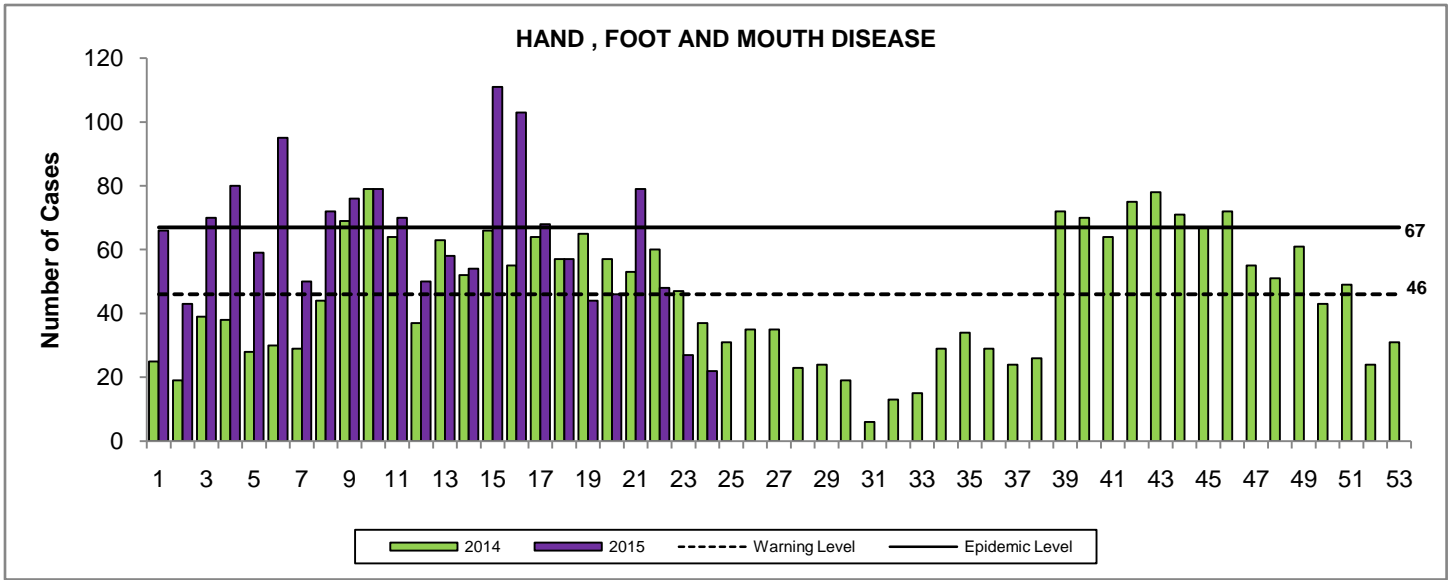
WEEKLY INCIDENCE OF OTHER FOOD WATERBORNE DISEASES, 2013—2014



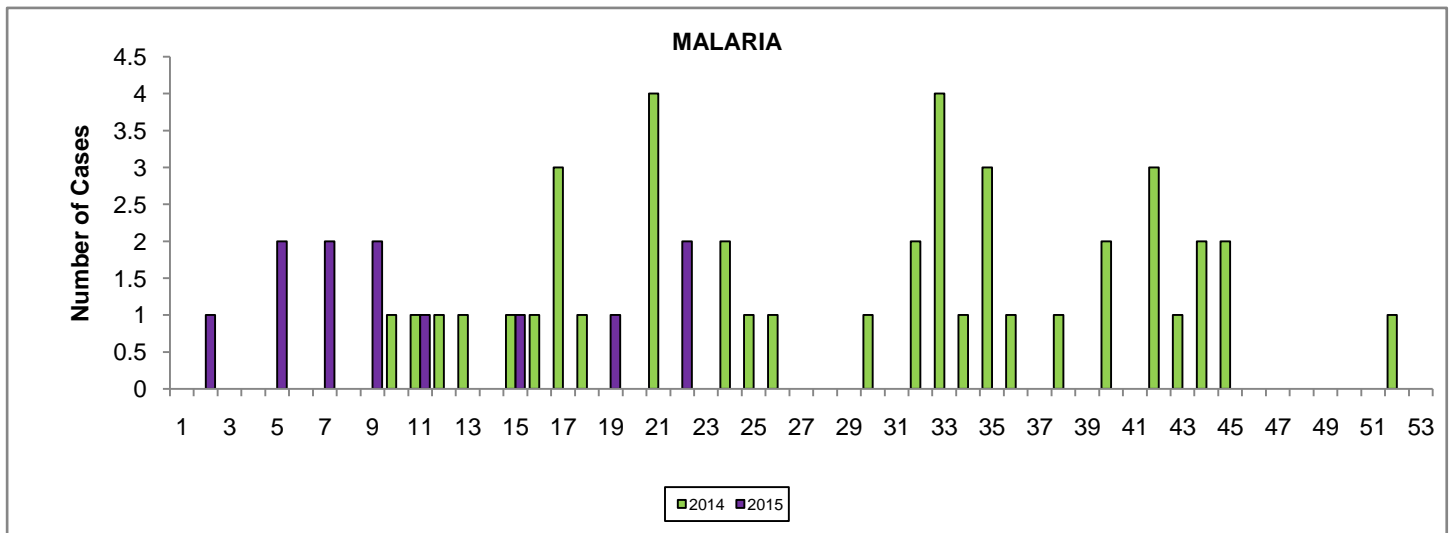
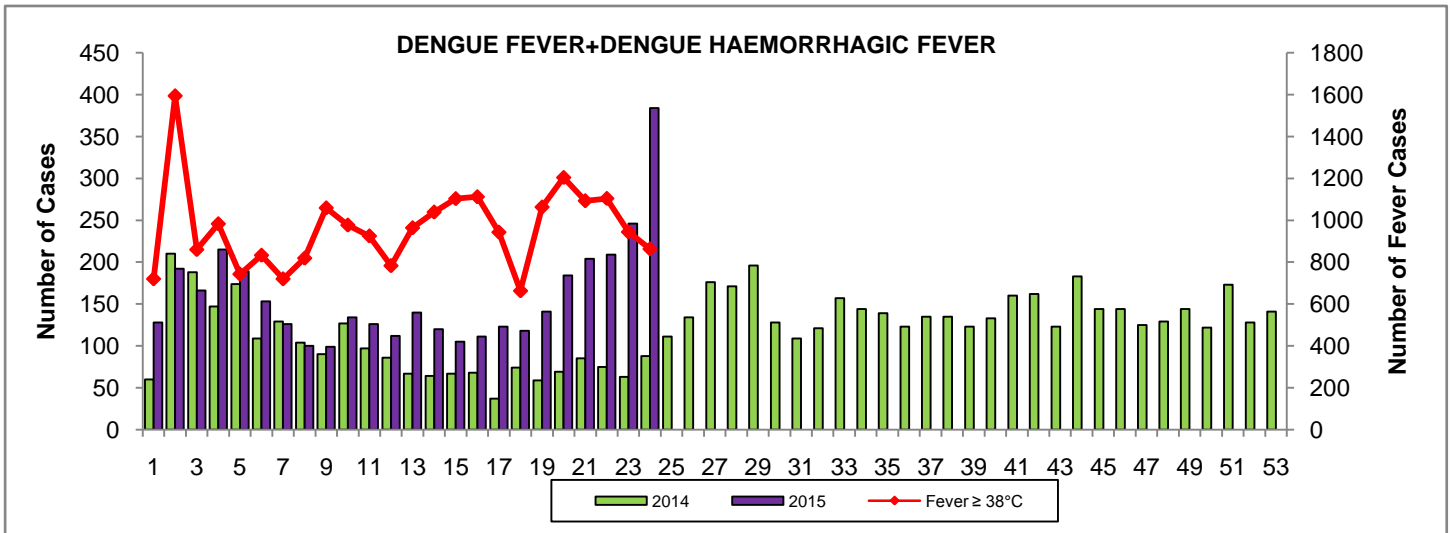
WEEKLY INCIDENCE OF VACCINE PREVENTABLE DISEASES, 2014—2015



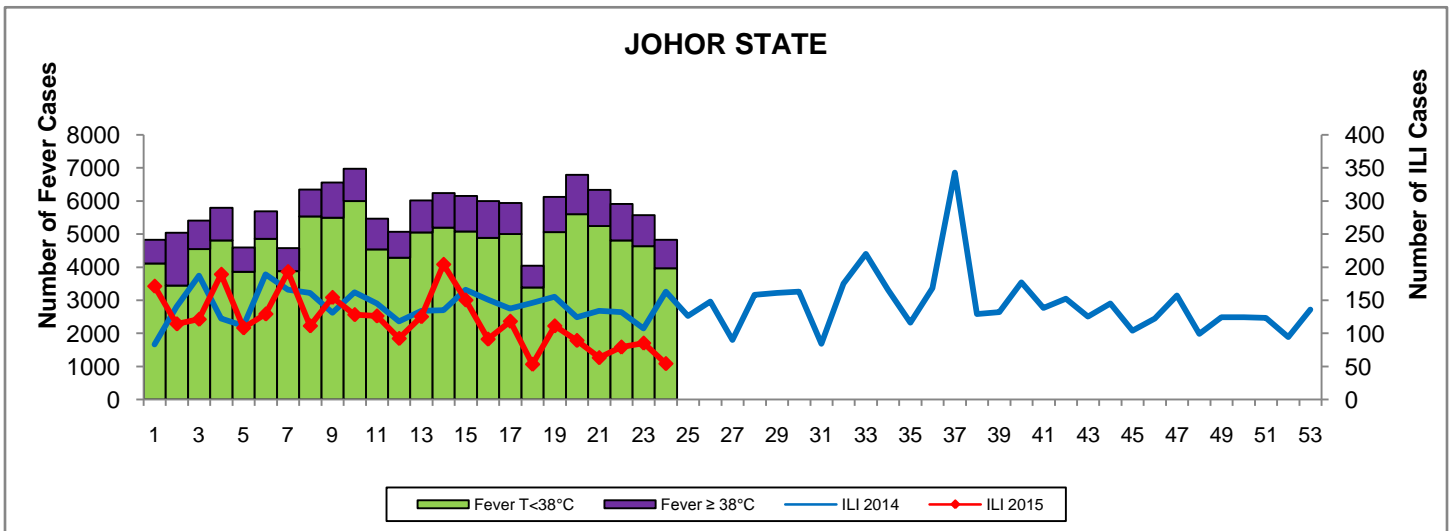
WEEKLY INCIDENCE OF AIR/DROPLET BORNE DISEASES, 2014—2015

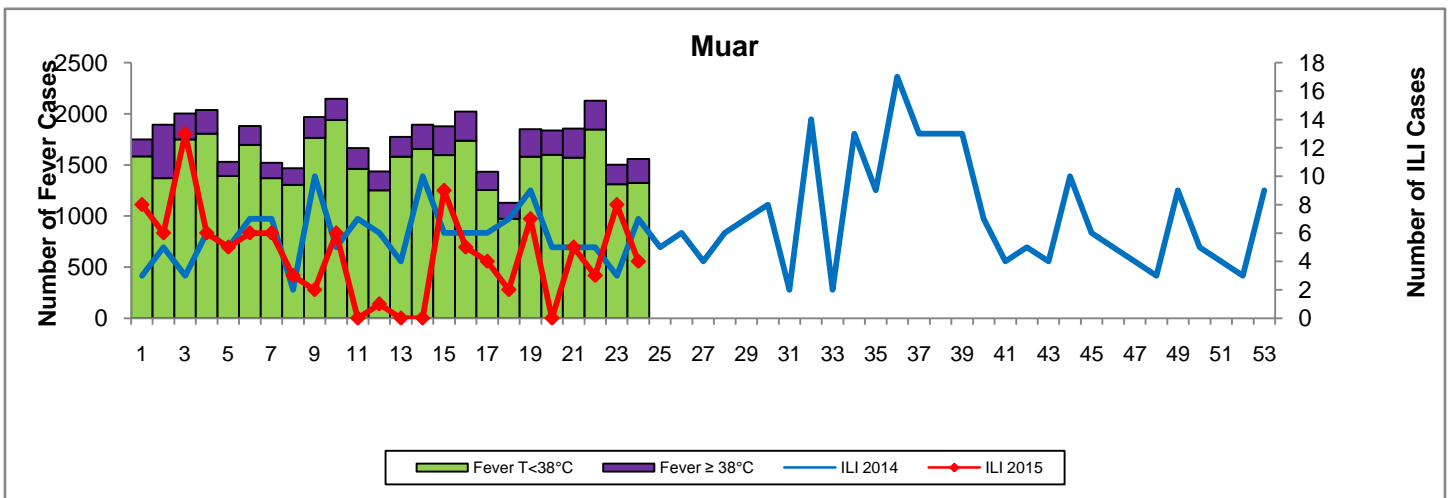
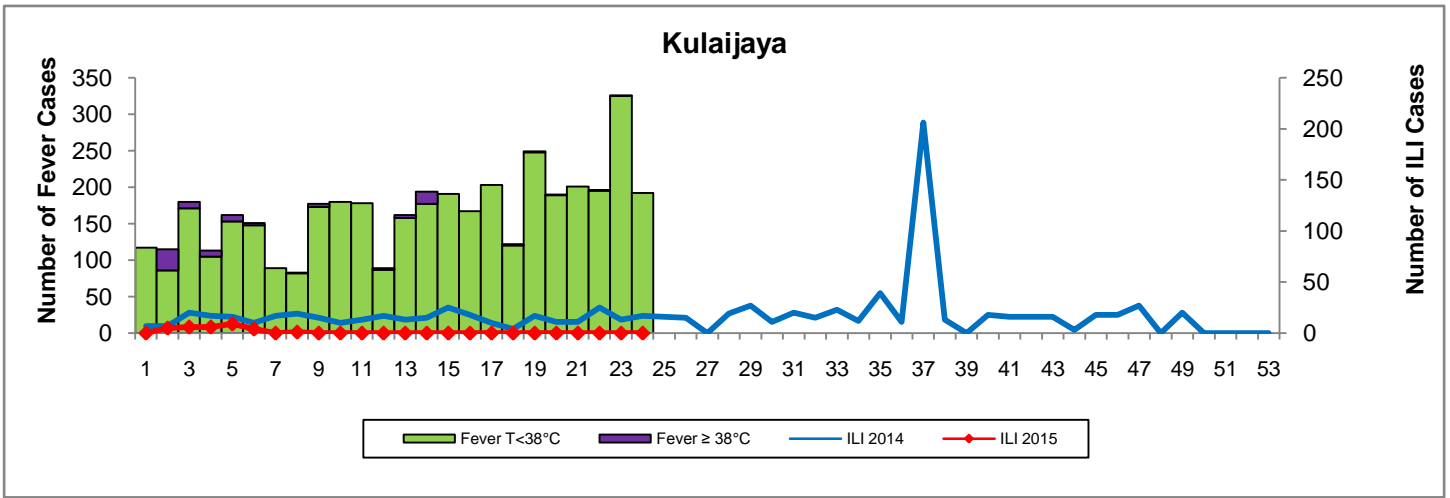
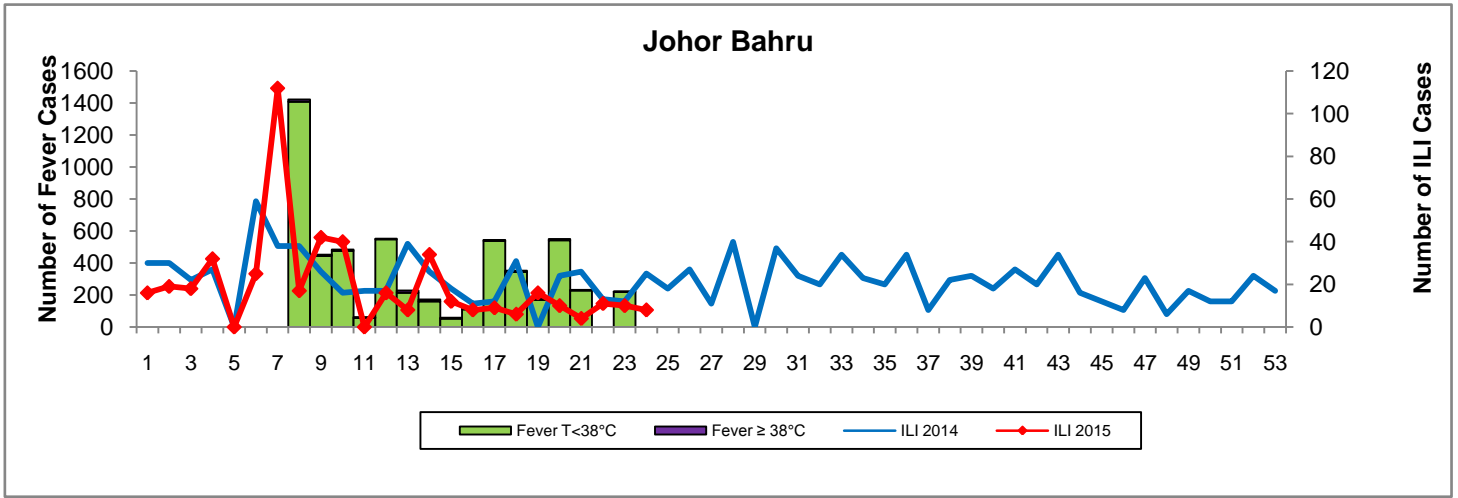


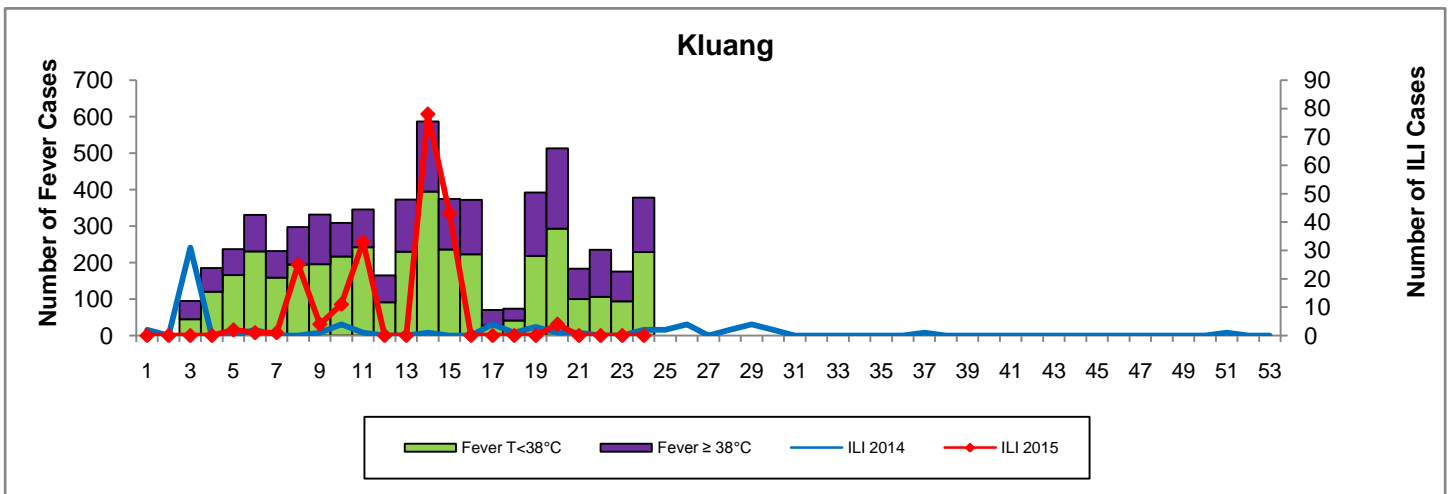
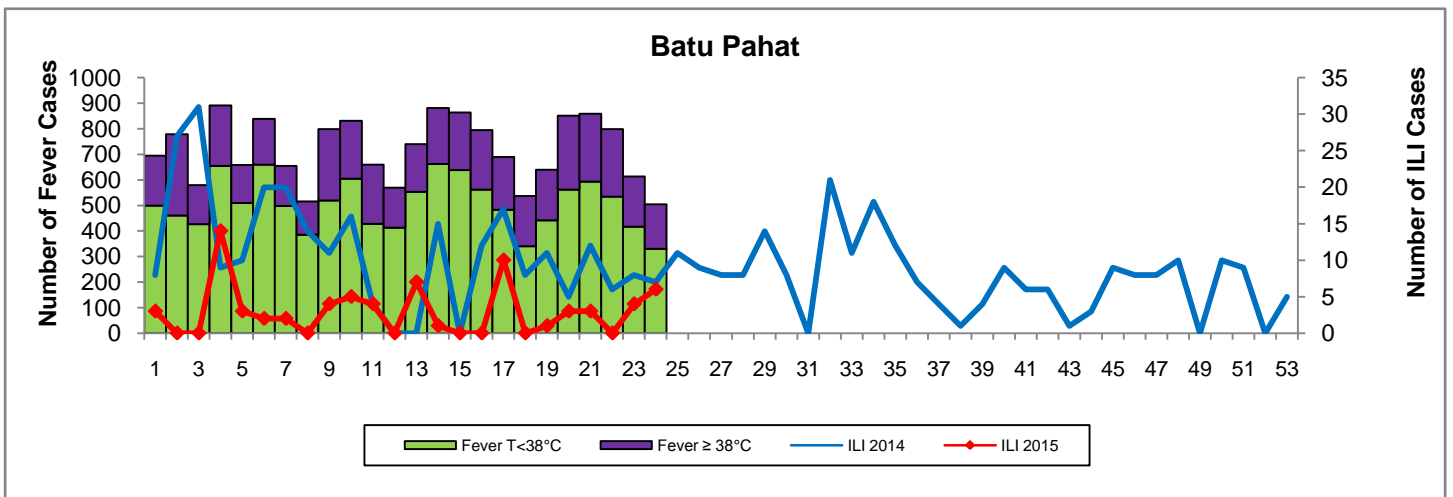
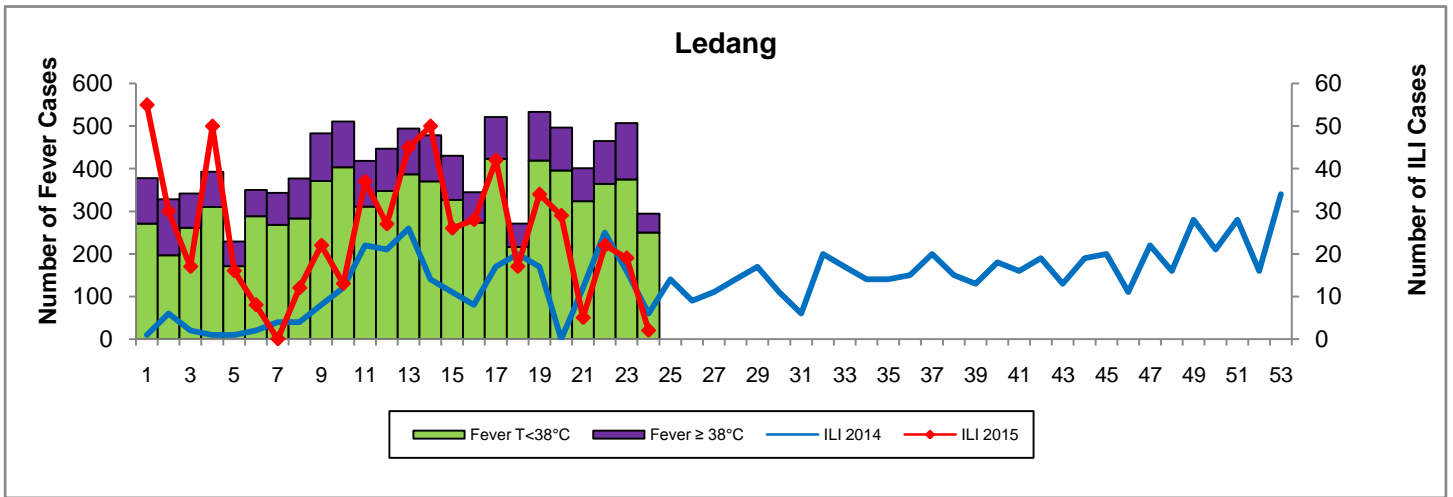
WEEKLY INCIDENCE OF VECTOR-BORNE DISEASES, 2014—2015

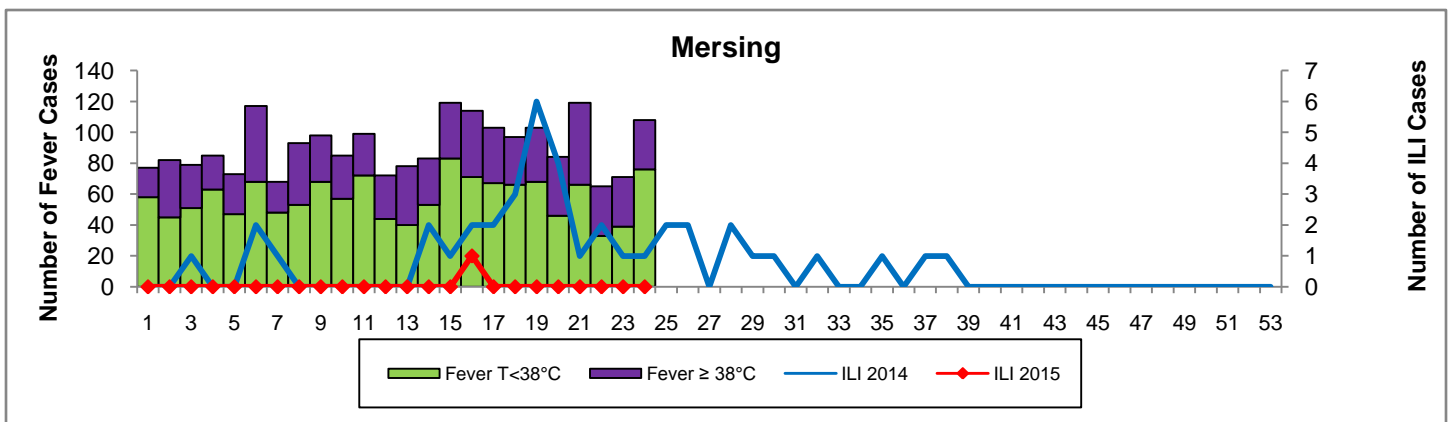
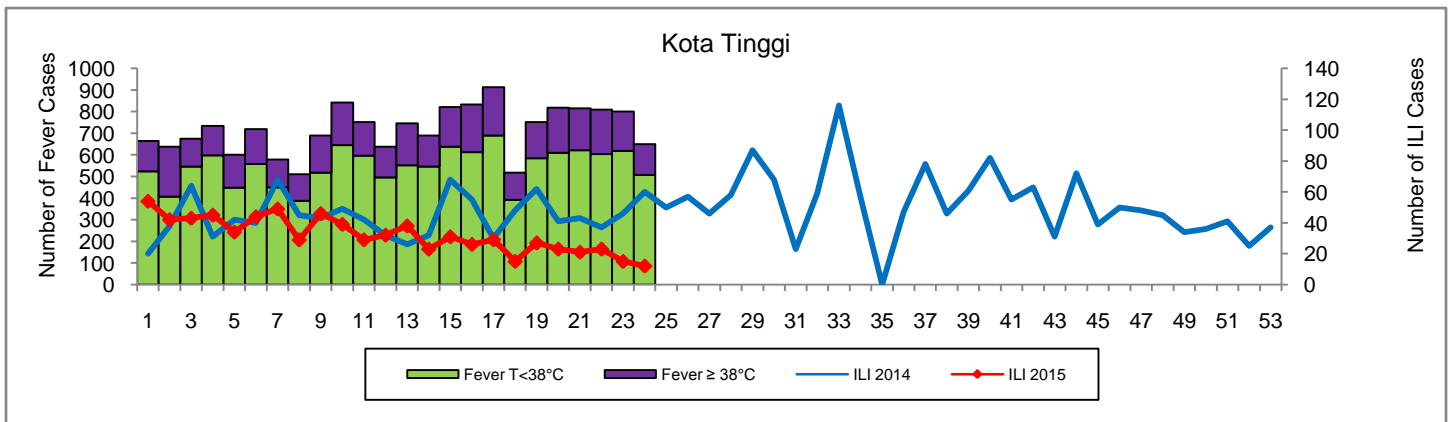
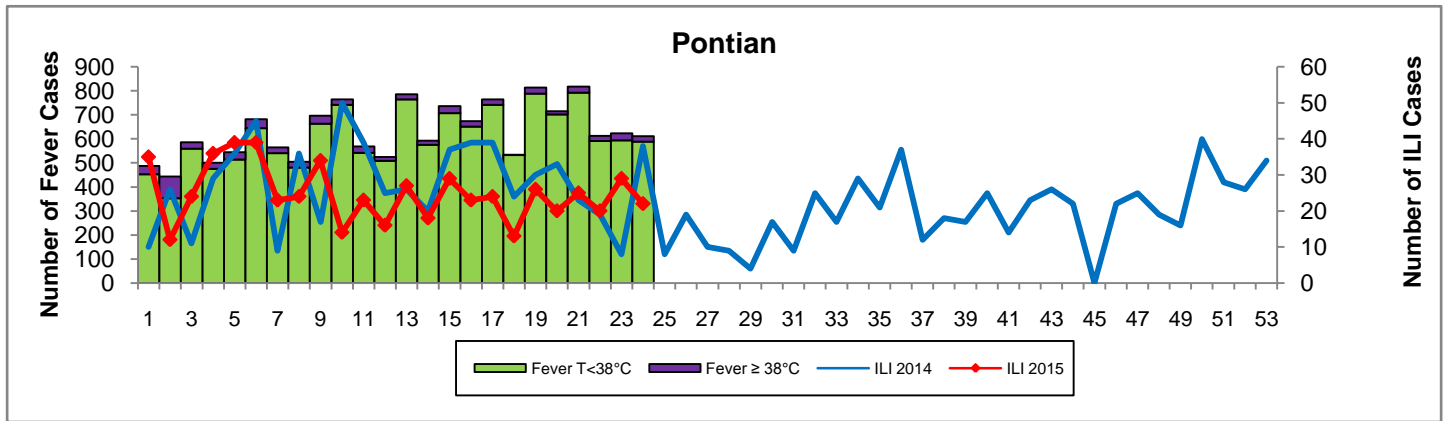
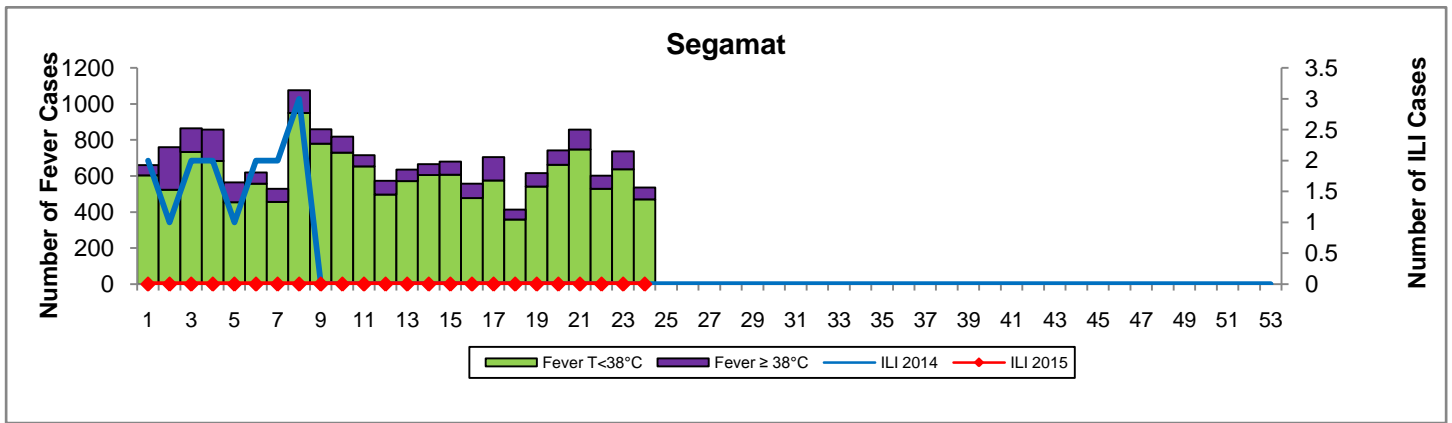


WEEKLY INCIDENCE OF FEVER & ILI SURVEILLANCE, 2015









DENGUE VIRUS SEROTYPING SURVEILLANCE (DVSS) , 2014 – 2015

Sentinel location	No. of sample received				No. of sample fulfilling DVSS criteria				No. of NS 1 Ag positive			
	This epid week		Cumulative		This epid week		Cumulative		This epid week		Cumulative	
	2015	2014	2015	2014	2015	2014	2015	2014	2015	2014	2015	2014
1 HSA, JB	0	9	109	749	0	9	109	747	0	7	110	744
2 HSI, JB	0	0	148	60	0	0	148	60	0	0	94	24
3 HPSF, Muar	0	3	25	95	0	3	25	88	0	3	25	70
4 Hospital Kluang	0	0	3	9	0	0	3	9	0	0	2	6
5 KK Mahmoodiah, JB	0	6	69	131	0	5	62	105	0	0	32	65
6 KK Sultan Ismail, JB	0	0	12	24	0	0	10	21	0	0	8	14
7 KK Pasir Gudang, JB	0	2	7	39	0	2	7	38	0	0	6	25
8 KK Mengkibol, Kluang	0	1	3	17	0	0	3	15	0	0	3	12
9 KK Batu Pahat	0	0	117	83	0	0	116	77	0	0	98	62

BACTERIOLOGICAL SURVEILLANCE

A. Enteric Pathogen Identified During Food Poisoning/AGE Event 2014 – 2015, Johor State

Analysis	No. of sample received				No. of positive sample			
	This epid week		Cumulative		This epid week		Cumulative	
	2015	2014	2015	2014	2015	2014	2015	2014
1 <i>Salmonella typhi</i>	0	42	236	337	0	0	1	0
2 <i>Salmonella spp. (other than S. typhi)</i>	0	42	236	337	0	0	17	0
3 <i>Vibrio cholerae</i>	0	42	236	337	0	0	1	0
4 <i>Vibrio spp. (other than V. cholerae)</i>	0	42	236	337	0	0	8	0
5 <i>Enteropathogenic E.coli (EPEC)</i>	0	42	236	337	0	0	2	0
6 <i>Enterohaemorrhagic E.coli (EHEC)</i>	0	42	236	337	0	0	1	0
7 <i>Shigella spp.</i>	0	42	236	337	0	0	1	0
8 <i>Bacillus cereus (positive enterotoxin)</i>	0	42	236	337	0	0	13	1
9 <i>Staphylococcus aureus (positive enterotoxin)</i>	0	42	236	337	0	1	9	4
10 <i>Campylobacter</i>	0	42	236	337	0	0	1	0

B. Pathogen Identified in the Community via Health Centre / Health Office 2014 – 2015, Johor State

Analysis	No. of sample received				No. of positive sample			
	This epid week		Cumulative		This epid week		Cumulative	
	2015	2014	2015	2014	2015	2014	2015	2014
1 <i>Neisseria meningitidis</i>	0	95	232	1167	0	0	0	0
2 <i>Haemophilus influenzae</i>	0	95	232	1167	0	6	0	26
3 <i>Klebsiella pneumoniae</i>	0	95	232	1167	0	0	5	50
4 <i>Pseudomonas aeruginosa</i>	0	95	232	1167	0	2	0	7
5 <i>Streptococcus pneumoniae</i>	0	95	232	1167	0	0	0	3
6 <i>Streptococcus species</i>	0	95	232	1167	0	0	0	10
7 <i>Staphylococcus aureus</i>	0	95	232	1167	0	1	0	5
8 <i>Enterobacter species</i>	0	95	232	1167	0	0	0	2
9 <i>Burkholderia pseudomallei</i>	0	95	232	1167	0	0	0	0
10 <i>Bordetella pertussis</i>	0	95	232	1167	0	0	0	0
11 <i>Acinetobacter baumannii</i>	0	95	232	1167	0	0	1	1
12 <i>Carbapenam Resistant Enterobacteriaceae (CRE)</i>	0	95	232	1167	0	0	0	0
13 <i>Methicillin Resistant Staphylococcus Aureus (MRSA)</i>	0	95	232	1167	0	0	0	0

No. of Positive Sample For Current Week, By District, 2015, Johore State

Analysis	DISTRICT										
	JB	KJ	MR	LG	BP	KG	ST	PN	KT	MG	STATE
A. Enteric Pathogen Identified During Food Poisoning/AGE Event											
1 <i>Salmonella typhi</i>	0	0	0	0	0	0	0	0	0	0	0
2 <i>Salmonella spp. (other than S. typhi)</i>	0	0	0	0	0	0	0	0	0	0	0
3 <i>Vibrio cholerae</i>	0	0	0	0	0	0	0	0	0	0	0
4 <i>Vibrio spp. (other than V. cholerae)</i>	0	0	0	0	0	0	0	0	0	0	0
5 <i>Enteropathogenic E.coli (EPEC)</i>	0	0	0	0	0	0	0	0	0	0	0
6 <i>Enterohaemorrhagic E.coli (EHEC)</i>	0	0	0	0	0	0	0	0	0	0	0
7 <i>Shigella spp.</i>	0	0	0	0	0	0	0	0	0	0	0
8 <i>Bacillus cereus (positive enterotoxin)</i>	0	0	0	0	0	0	0	0	0	0	0
9 <i>Staphylococcus aureus (positive enterotoxin)</i>	0	0	0	0	0	0	0	0	0	0	0
10 <i>Campylobacter</i>	0	0	0	0	0	0	0	0	0	0	0
B. Pathogen Identified in the Community via Health Centre / Health Office											
1 <i>Neisseria meningitidis</i>	0	0	0	0	0	0	0	0	0	0	0
2 <i>Haemophilus influenzae</i>	0	0	0	0	0	0	0	0	0	0	0
3 <i>Klebsiella pneumoniae</i>	0	0	0	0	0	0	0	0	0	0	0
4 <i>Pseudomonas aeruginosa</i>	0	0	0	0	0	0	0	0	0	0	0
5 <i>Streptococcus pneumoniae</i>	0	0	0	0	0	0	0	0	0	0	0
6 <i>Streptococcus species</i>	0	0	0	0	0	0	0	0	0	0	0
7 <i>Staphylococcus aureus</i>	0	0	0	0	0	0	0	0	0	0	0
8 <i>Enterobacter species</i>	0	0	0	0	0	0	0	0	0	0	0
9 <i>Burkholderia pseudomallei</i>	0	0	0	0	0	0	0	0	0	0	0
10 <i>Bordetella pertussis</i>	0	0	0	0	0	0	0	0	0	0	0
11 <i>Acinetobacter baumannii</i>	0	0	0	0	0	0	0	0	0	0	0
12 <i>CRE</i>	0	0	0	0	0	0	0	0	0	0	0
13 <i>MRSA</i>	0	0	0	0	0	0	0	0	0	0	0

No. of Positive Sample For Current Week Cumulative, By District, 2015, Johore State

Analysis	DISTRICT										
	JB	KJ	MR	LG	BP	KG	ST	PN	KT	MG	STATE
A. Enteric Pathogen Identified During Food Poisoning/AGE Event											
1 <i>Salmonella typhi</i>	0	0	0	0	0	0	0	0	0	0	0
2 <i>Salmonella spp. (other than S. typhi)</i>	0	0	0	0	0	0	13	0	0	0	13
3 <i>Vibrio cholerae</i>	0	0	0	0	0	0	0	0	0	0	0
4 <i>Vibrio spp. (other than V. cholerae)</i>	0	0	2	5	0	0	0	0	0	0	7
5 <i>Enteropathogenic E.coli (EPEC)</i>	1	0	0	0	0	0	0	0	0	0	1
6 <i>Enterohaemorrhagic E.coli (EHEC)</i>	0	0	0	0	0	0	0	0	0	0	0
7 <i>Shigella spp.</i>	0	0	0	0	0	0	0	0	0	0	0
8 <i>Bacillus cereus (positive enterotoxin)</i>	12	0	0	0	0	0	0	0	0	0	12
9 <i>Staphylococcus aureus (positive enterotoxin)</i>	0	1	5	0	2	0	0	0	0	0	8
10 <i>Campylobacter</i>	0	0	0	0	0	0	0	0	0	0	0
B. Pathogen Identified in the Community via Health Centre / Health Office											
1 <i>Neisseria meningitidis</i>	0	0	0	0	0	0	0	0	0	0	0
2 <i>Haemophilus influenzae</i>	0	0	0	0	0	0	0	0	0	0	0
3 <i>Klebsiella pneumoniae</i>	0	0	0	0	0	0	0	0	0	0	0
4 <i>Pseudomonas aeruginosa</i>	0	0	0	0	0	0	0	0	0	0	0
5 <i>Streptococcus pneumoniae</i>	0	0	0	0	0	0	0	0	0	0	0
6 <i>Streptococcus species</i>	0	0	0	0	0	0	0	0	0	0	0
7 <i>Staphylococcus aureus</i>	0	0	0	0	0	0	0	0	0	0	0
8 <i>Enterobacter species</i>	0	0	0	0	0	0	0	0	0	0	0
9 <i>Burkholderia pseudomallei</i>	0	0	0	0	0	0	0	0	0	0	0
10 <i>Bordetella pertussis</i>	0	0	0	0	0	0	0	0	0	0	0
11 <i>Acinetobacter baumannii</i>	0	0	0	0	0	0	0	0	0	0	0
12 <i>CRE</i>	0	0	0	0	0	0	0	0	0	0	0
13 <i>MRSA</i>	0	0	0	0	0	0	0	0	0	0	0

WEEKLY OUTBREAK SUMMARY, 2015: EPID WEEK 24

Nil

Note: Please verify with the Epidemiology (CDC) Unit, Public Health Division, Johor State Health Department before quoting above figures and outbreak summary.

WEEKLY OUTBREAK SUMMARY, 2015: EPID WEEK 22

Note: Please verify with the Epidemiology (CDC) Unit, Public Health Division, Johor State Health Department before quoting above figures and outbreak summary.