



COMMUNICABLE DISEASE FOR CURRENT WEEK, 2014 AND 2015, JOHORE STATE

DISEASE	THIS EPID WEEK		MEDIAN 2010-2014	CUMULATIVE	
	2015	2014		2015	2014
NOTIFIABLE DISEASES					
1. CHANCROID	0	0	0	1	0
2. CHOLERA	0	0	0	0	0
3. DENGUE FEVER	582(1)	134	83	4853(11)	2507
DENGUE HAEMORRHAGIC FEVER	0	0	1	6	16
4. DIPHTHERIA	0	0	0	0	0
5. DYSENTERY (all types)	1	0	0	7	1
6. EBOLA	0	0	0	0	0
7. FOOD POISONING (episode)	0	0	1	25	27
FOOD POISONING (case)	0	0	11	747	1111
8. GONOCOCCAL INFECTION (all forms)	6	4	3	154	47
9. HAND, FOOT & MOUTH DISEASE (HFMD)	11	35	37	1596(1)	1244
10. HIV INFECTION (all forms)	17	7	8	253	213
HIV DEATH	3	0	NA	35	18
11. LEPROSY	0	0	0	5	0
12. LEPTOSPIROSIS	9	1	1	191(1)	67
13. MALARIA	0	1	1	12	17
14. MEASLES	0	0	0	26	4
15. PLAGUE	0	0	0	0	0
16. ACUTE POLIOMYELITIS	0	0	0	0	0
17. RABIES	0	0	0	0	0
18. RELAPSING FEVER	0	0	0	0	0
19. SYPHILIS (all forms)	7	6	2	50	62
20. TETANUS (Neonatorum / Adult)	1	2	0	1	5
21. TUBERCULOSIS (all forms)	47	47	38	1247	1093
TUBERCULOSIS DEATH	0	0	NA	4	8
22. TYPHOID & PARATYPHOID FEVER	0	0	0	6	8
23. TYPHUS & OTHER RECKETTSIOSES	0	0	0	0	0
24. VIRAL ENCEPHALITIS	0	0	0	0	0
25. VIRAL HEPATITIS					
a) Hepatitis A	0	0	0	0	3
b) Hepatitis B	6	5	2	174	74
c) Hepatitis C	12	4	2	83	65
d) Other Hepatitis	0	0	0	0	0
26. WHOOPING COUGH	2	0	0	5	2
27. YELLOW FEVER	0	0	0	0	0
OTHER LIFE THREATENING MICROBIAL INFECTION					
1. CARBAPENAM RESISTANT ENTEROBACTERIACEA (CRE)	0	0	NA	0	0
2. MENINGOCOCCAL MENINGITIS	0	NA	NA	0	NA
OTHER DISEASES UNDER SURVEILLANCE					
1. ACUTE FLACCID PARALYSIS (AFP)	0	NA	NA	7	NA
2. ACUTE GASTROENTERITIS (AGE)	490	503	736	12600	14950
3. FEVER SURVEILLANCE	5492	5395	7024	147304	155570
4. FILARIASIS	0	0	NA	13	0
5. INFLUENZA A (H1N1)	1	0	0	34(1)	11
6. INFLUENZA-LIKE ILLNESS (ILI)	83	148	161	3056	3643
7. MELIOIDOSIS	2	0	NA	10	0
8. SEVERE ACUTE RESPIRATORY INFECTION (sARI)	0	NA	0	11	NA

EDITORIAL TEAM

Dr. Hjh Fatimah Bt. عثمان Dr. Linayanti Binti Rosli
Pn. Shariza bt Ramli En. Zainalabidin bin Makhtar
 E-mail: epidjknjhr@moh.gov.my / cporjknj@gmail.com

PUBLISHER

Bahagian Kesihatan Awam, Jabatan Kesihatan Negeri Johor,
 Jalan Persiaran Permai, 81200 Johor Bahru
 Tel: 07-2356136 Fax: 07-2356221

CUMULATIVE BY YEAR, 2010-2015, JOHORE STATE

DISEASE		2010	2011	2012	2013	2014	2015
NOTIFIABLE DISEASES							
1.	CHANCROID	0	0	0	0	0	1
2.	CHOLERA	0	0	0	0	0	0
3.	DENGUE FEVER	1592	764	814	1625	2507	4853(11)
	DENGUE HAEMORRHAGIC FEVER	232	150	32	35	16	6
4.	DIPHThERIA	0	0	0	0	0	0
5.	DYSENTERY (all types)	6	0	2	0	1	7
6.	EBOLA	0	0	0	0	0	0
7.	FOOD POISONING (episode)	17	43	36	20	27	25
	FOOD POISONING (case)	569	1633	1087	579	1111	747
8.	GONOCOCCAL INFECTION (all forms)	103	113	109	65	47	154
9.	HAND, FOOT & MOUTH DISEASE (HFMD)	426	239	2009	1107	1244	1596(1)
10.	HIV INFECTION (all forms)	260	243	284	235	213	253
	HIV DEATH	NA	NA	24	13	18	35
11.	LEPROSY	2	6	2	7	0	5
12.	LEPTOSPIROSIS	0	24	39	23	67	191(1)
13.	MALARIA	86	37	37	32	17	12
14.	MEASLES	2	8	34	9	4	26
15.	PLAGUE	0	0	0	0	0	0
16.	ACUTE POLIOMYELITIS	0	0	0	0	0	0
17.	RABIES	0	0	0	0	0	0
18.	RELAPSING FEVER	0	0	0	0	0	0
19.	SYPHILIS (all forms)	49	38	66	54	62	50
20.	TETANUS (Neonatorum / Adult)	0	1	0	0	5	1
21.	TUBERCULOSIS (all forms)	937	904	1124	1028	1093	1247
	TUBERCULOSIS DEATH	NA	NA	31	27	8	4
22.	TYPHOID & PARATYPHOID FEVER	4	3	1	10	8	6
23.	TYPHUS & OTHER RECKETTSIOSES	0	0	1	0	0	0
24.	VIRAL ENCEPHALITIS	0	0	1	0	0	0
25.	VIRAL HEPATITIS						
	a) Hepatitis A	2	2	0	1	3	0
	b) Hepatitis B	17	26	110	86	74	174
	c) Hepatitis C	43	39	55	95	65	83
	d) Other Hepatitis	0	0	0	0	0	0
26.	WHOOPING COUGH	0	1	6	1	2	5
27.	YELLOW FEVER	0	0	0	0	0	0
OTHER LIFE THREATENING MICROBIAL INFECTION							
1.	CARBAPENAM RESISTANT ENTEROBACTERIACEA (CRE)	0	5	25	0	0	0
2.	MENINGOCOCCAL MENINGITIS	NA	NA	NA	NA	NA	0
OTHER DISEASES UNDER SURVEILLANCE							
1.	ACUTE FLACCID PARALYSIS (AFP)	NA	NA	NA	NA	NA	7
2.	ACUTE GASTROENTERITIS (AGE)	27698	24316	17955	18314	14950	12600
3.	FEVER SURVEILLANCE	112220	56550	195283	167948	155570	147304
4.	FILARIASIS	0	0	0	0	0	13
5.	INFLUENZA A (H1N1)	585	102	17	10	11	34(1)
6.	INFLUENZA-LIKE ILLNESS (ILI)	7869	2702	4102	3919	3643	3056
7.	MELIOIDOSIS	NA	NA	0	4	0	10
8.	SEVERE ACUTE RESPIRATORY INFECTION (sARI)	NA	NA	NA	NA	NA	11

COMMUNICABLE DISEASES FOR CURRENT WEEK BY DISTRICT, 2015, JOHORE STATE

DISEASE	DISTRICT										
	JB	KJ	MR	LG	BP	KG	ST	PN	KT	MG	STATE
NOTIFIABLE DISEASES											
1. CHANCROID	0	0	0	0	0	0	0	0	0	0	0
2. CHOLERA	0	0	0	0	0	0	0	0	0	0	0
3. DENGUE FEVER	456	31	8	4	22	26	11	1	21	2	582
DENGUE HAEMORRHAGIC FEVER	0	0	0	0	0	0	0	0	0	0	0
4. DIPHTHERIA	0	0	0	0	0	0	0	0	0	0	0
5. DYSENTERY (all types)	0	0	0	0	0	1	0	0	0	0	1
6. EBOLA	0	0	0	0	0	0	0	0	0	0	0
7. FOOD POISONING (episode)	0	0	0	0	0	0	0	0	0	0	0
FOOD POISONING (case)	0	0	0	0	0	0	0	0	0	0	0
8. GONOCOCCAL INFECTION (all forms)	1	1	0	0	4	0	0	0	0	0	6
9. HAND, FOOT & MOUTH DISEASE (HFMD)	6	1	0	0	0	1	1	1	0	1	11
10. HIV INFECTION (all forms)	13	0	0	0	1	0	0	0	3	0	17
HIV DEATH	0	0	0	0	0	0	1	0	2	0	3
11. LEPROSY	0	0	0	0	0	0	0	0	0	0	0
12. LEPTOSPIROSIS	1	1	0	0	1	1	0	2	1	2	9
13. MALARIA	0	0	0	0	0	0	0	0	0	0	0
14. MEASLES	0	0	0	0	0	0	0	0	0	0	0
15. PLAGUE	0	0	0	0	0	0	0	0	0	0	0
16. ACUTE POLIOMYELITIS	0	0	0	0	0	0	0	0	0	0	0
17. RABIES	0	0	0	0	0	0	0	0	0	0	0
18. RELAPSING FEVER	0	0	0	0	0	0	0	0	0	0	0
19. SYPHILIS (all forms)	3	1	0	3	0	0	0	0	0	0	7
20. TETANUS (Neonatorum / Adult)	0	0	0	1	0	0	0	0	0	0	1
21. TUBERCULOSIS (all forms)	22	4	2	1	9	5	0	1	2	1	47
TUBERCULOSIS DEATH	0	0	0	0	0	0	0	0	0	0	0
22. TYPHOID & PARATYPHOID FEVER	0	0	0	0	0	0	0	0	0	0	0
23. TYPHUS & OTHER RECKETTSIOSES	0	0	0	0	0	0	0	0	0	0	0
24. VIRAL ENCEPHALITIS	0	0	0	0	0	0	0	0	0	0	0
25. VIRAL HEPATITIS											
a) Hepatitis A	0	0	0	0	0	0	0	0	0	0	0
b) Hepatitis B	3	0	0	1	0	0	2	0	0	0	6
c) Hepatitis C	4	0	0	0	0	6	0	0	2	0	12
d) Other Hepatitis	0	0	0	0	0	0	0	0	0	0	0
26. WHOOPING COUGH	0	0	0	0	0	2	0	0	0	0	2
27. YELLOW FEVER	0	0	0	0	0	0	0	0	0	0	0
OTHER LIFE THREATENING MICROBIAL INFECTION											
1. CARBAPENAM RESISTANT ENTEROBACTERIACEA (CRE)	0	0	0	0	0	0	0	0	0	0	0
2. MENINGOCOCCAL MENINGITIS	0	0	0	0	0	0	0	0	0	0	0
OTHER DISEASES UNDER SURVEILLANCE											
1. ACUTE FLACCID PARALYSIS (AFP)	0	0	0	0	0	0	0	0	0	0	0
2. ACUTE GASTROENTERITIS (AGE)	195	0	0	32	83	0	54	45	55	26	490
3. FEVER SURVEILLANCE											
a) Fever <38°C	0	335	1497	320	177	162	727	576	668	85	4547
b) Fever ≥38°C	0	2	229	83	88	157	99	30	219	38	945
4. FILARIASIS	0	0	0	0	0	0	0	0	0	0	0
5. INFLUENZA A (H1N1)	0	0	0	0	0	0	0	0	1	0	1
6. INFLUENZA-LIKE ILLNESS (ILI)	10	0	0	24	2	0	0	24	23	0	83
7. MELIOIDOSIS	0	0	0	1	1	0	0	0	0	0	2
8. SEVERE ACUTE RESPIRATORY INFECTION (sARI)	0	0	0	0	0	0	0	0	0	0	0

COMMUNICABLE DISEASES FOR CURRENT WEEK CUMULATIVE BY DISTRICT, 2015, JOHORE STATE

DISEASE	DISTRICT										STATE
	JB	KJ	MR	LG	BP	KG	ST	PN	KT	MG	
NOTIFIABLE DISEASES											
1. CHANCROID	0	1	0	0	0	0	0	0	0	0	1
2. CHOLERA	0	0	0	0	0	0	0	0	0	0	0
3. DENGUE FEVER	3534(6)	327	128(2)	46	224	189(1)	100	59	187(1)	59(1)	4853(11)
DENGUE HAEMORRHAGIC FEVER	5	0	0	0	1	0	0	0	0	0	6
4. DIPHTHERIA	0	0	0	0	0	0	0	0	0	0	0
5. DYSENTERY (all types)	2	2	0	0	0	3	0	0	0	0	7
6. EBOLA	0	0	0	0	0	0	0	0	0	0	0
7. FOOD POISONING (episode)	12	1	1	3	6	0	0	0	2	0	25
FOOD POISONING (case)	459	5	11	151	92	0	0	0	29	0	747
8. GONOCOCCAL INFECTION (all forms)	52	14	0	1	64	7	2	11	0	3	154
9. HAND, FOOT & MOUTH DISEASE (HFMD)	821(1)	171	100	96	133	88	43	32	72	40	1596(1)
10. HIV INFECTION (all forms)	141	23	17	6	7	19	10	6	19	5	253
HIV DEATH	0	0	12	0	0	0	13	0	2	8	35
11. LEPROSY	2	0	0	1	0	0	0	0	0	2	5
12. LEPTOSPIROSIS	51	33	4	1(1)	58	6	7	12	14	5	191(1)
13. MALARIA	3	1	1	0	3	1	1	0	0	2	12
14. MEASLES	14	6	0	0	1	2	0	1	0	2	26
15. PLAGUE	0	0	0	0	0	0	0	0	0	0	0
16. ACUTE POLIOMYELITIS	0	0	0	0	0	0	0	0	0	0	0
17. RABIES	0	0	0	0	0	0	0	0	0	0	0
18. RELAPSING FEVER	0	0	0	0	0	0	0	0	0	0	0
19. SYPHILIS (all forms)	28	6	6	3	4	0	0	2	0	1	50
20. TETANUS (Neonatorum / Adult)	0	0	0	1	0	0	0	0	0	0	1
21. TUBERCULOSIS (all forms)	596	74	74	51	160	73	51	46	83	39	1247
TUBERCULOSIS DEATH	0	0	2	1	0	1	0	0	0	0	4
22. TYPHOID & PARATYPHOID FEVER	2	0	1	0	0	1	0	0	1	1	6
23. TYPHUS & OTHER RECKETTSIOSES	0	0	0	0	0	0	0	0	0	0	0
24. VIRAL ENCEPHALITIS	0	0	0	0	0	0	0	0	0	0	0
25. VIRAL HEPATITIS											
a) Hepatitis A	0	0	0	0	0	0	0	0	0	0	0
b) Hepatitis B	101	20	6	11	14	2	9	2	9	0	174
c) Hepatitis C	42	4	4	1	1	7	9	2	10	3	83
d) Other Hepatitis	0	0	0	0	0	0	0	0	0	0	0
26. WHOOPING COUGH	0	0	0	0	0	5	0	0	0	0	5
27. YELLOW FEVER	0	0	0	0	0	0	0	0	0	0	0
OTHER LIFE THREATENING MICROBIAL INFECTION											
1. CARBAPENAM RESISTANT ENTEROBACTERIACEA (CRE)	0	0	0	0	0	0	0	0	0	0	0
2. MENINGOCOCCAL MENINGITIS	0	0	0	0	0	0	0	0	0	0	0
OTHER DISEASES UNDER SURVEILLANCE											
1. ACUTE FLACCID PARALYSIS (AFP)	2	0	0	0	4	0	0	0	1	0	7
2. ACUTE GASTROENTERITIS (AGE)	2740	39	491	1079	2525	1185	1325	1045	1505	666	12600
3. FEVER SURVEILLANCE											
a) Fever <38°C	5511	4605	39710	8246	12530	4178	15858	15652	14481	1552	122323
b) Fever ≥38°C	109	96	5888	2394	5269	2724	2441	701	4493	866	24981
4. FILARIASIS	0	6	1	1	1	0	0	0	4	0	13
5. INFLUENZA A (H1N1)	11	6	5(1)	3	0	1	0	6	2	0	34(1)
6. INFLUENZA-LIKE ILLNESS (ILI)	498	31	114	656	97	198	0	649	812	1	3056
7. MELIOIDOSIS	4	0	1	2	1	0	2	0	0	0	10
8. SEVERE ACUTE RESPIRATORY INFECTION (sARI)	11	0	0	0	0	0	0	0	0	0	11

NOTIFICATION OF CLUSTER / OUTBREAK BY DISTRICT, 2015, JOHORE STATE

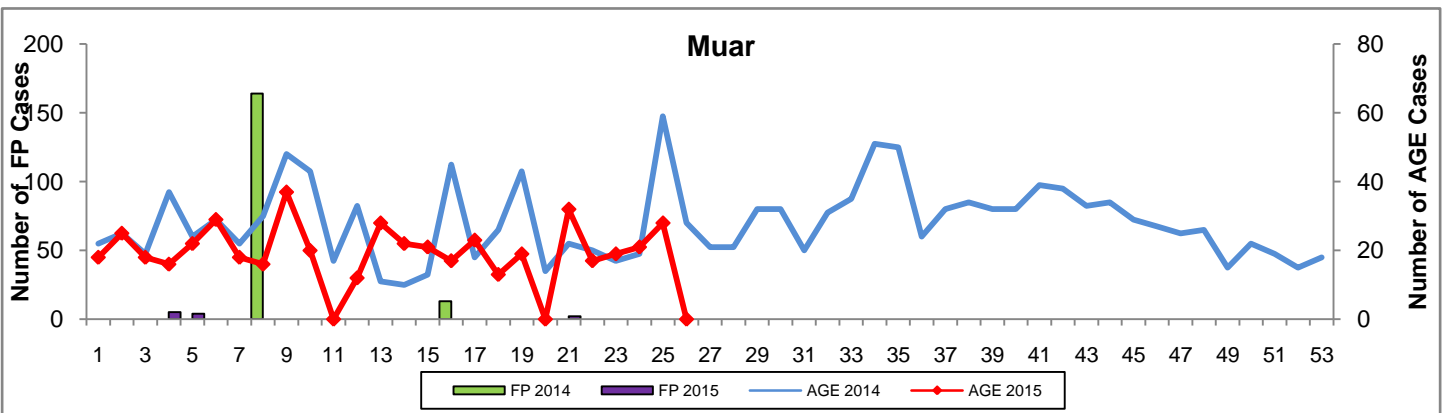
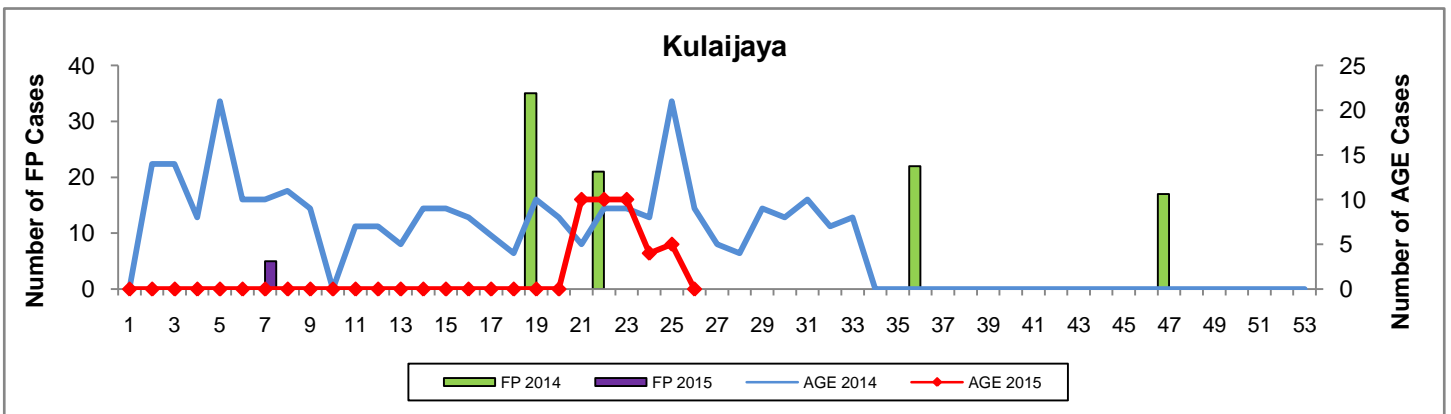
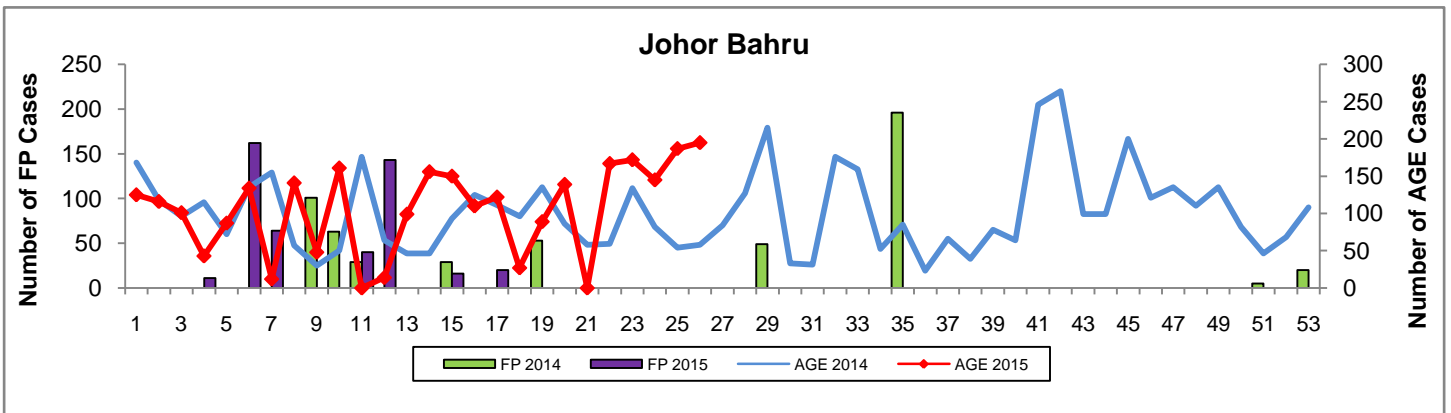
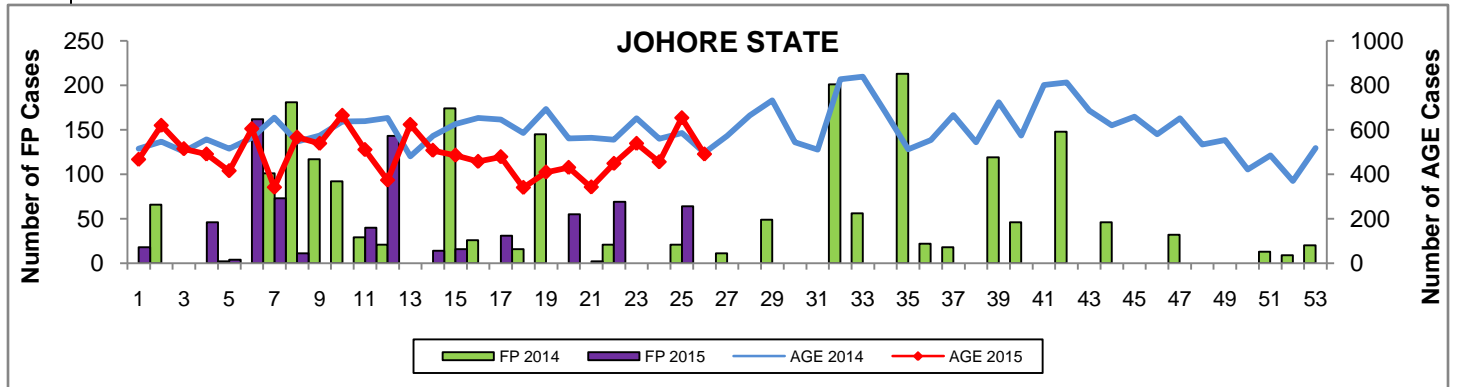
		JB	KJ	MR	LG	BP	KG	ST	PN	KT	MG	STATE
CURRENT WEEK, EW 26												
1	ACUTE GASTROENTERITIS (AGE)	0	0	0	0	0	0	0	0	0	0	0
2	CHICKEN POX	0	0	0	0	0	0	0	0	0	0	0
3	CONJUNCTIVITIS	0	0	0	0	0	0	0	0	0	0	0
4	FOOD POISONING	0	0	0	0	0	0	0	0	0	0	0
5	HAND, FOOT & MOUTH DISEASE (HFMD)	0	0	0	0	0	0	0	0	0	0	0
6	HEPATITIS A	0	0	0	0	0	0	0	0	0	0	0
7	INFLUENZA/ILI	0	0	0	0	0	0	0	0	0	0	0
8	LEPTOSPIROSIS	0	0	0	0	0	0	0	0	0	0	0
9	MENINGOCOCCAL MENINGITIS	0	0	0	0	0	0	0	0	0	0	0
10	PESTICIDE POISONING	0	0	0	0	0	0	0	0	0	0	0
11	RUBELLA	0	0	0	0	0	0	0	0	0	0	0
12	UPPER RESPIRATORY TRACT INFECTION (URTI)	0	0	0	0	0	0	0	0	0	0	0
13	VESICULAR RASHES	0	0	0	0	0	0	0	0	0	0	0
CURRENT WEEK CUMULATIVE												
1	ACUTE GASTROENTERITIS (AGE)	0	0	0	0	1	0	0	0	0	0	1
2	CHICKEN POX	2	0	0	0	0	0	0	0	0	0	2
3	CONJUNCTIVITIS	0	0	0	1	0	0	0	0	0	0	1
4	FOOD POISONING	10	1	1	3	6	0	0	0	2	0	23
5	HAND, FOOT & MOUTH DISEASE (HFMD)	17	1	2	1	1	0	0	0	0	1	23
6	HEPATITIS A	1	0	0	0	0	0	0	0	0	0	1
7	INFLUENZA	1	2	1	0	0	1	0	0	0	0	5
8	LEPTOSPIROSIS	0	0	0	0	0	0	0	0	0	0	0
9	MENINGOCOCCAL MENINGITIS	0	0	0	0	0	0	0	0	0	0	0
10	PESTICIDE POISONING	0	0	0	0	0	0	0	0	0	0	0
11	RUBELLA	0	0	0	0	0	0	0	0	0	0	0
12	UPPER RESPIRATORY TRACT INFECTION (URTI)	0	0	0	0	0	0	0	0	0	0	0
13	VESICULAR RASHES	0	0	0	0	0	0	0	0	0	0	0

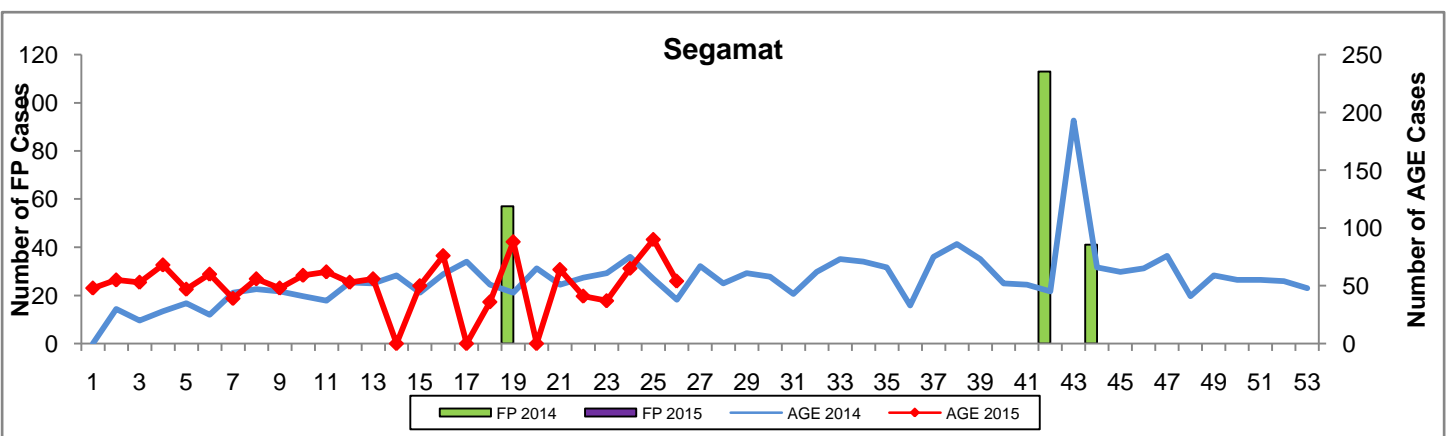
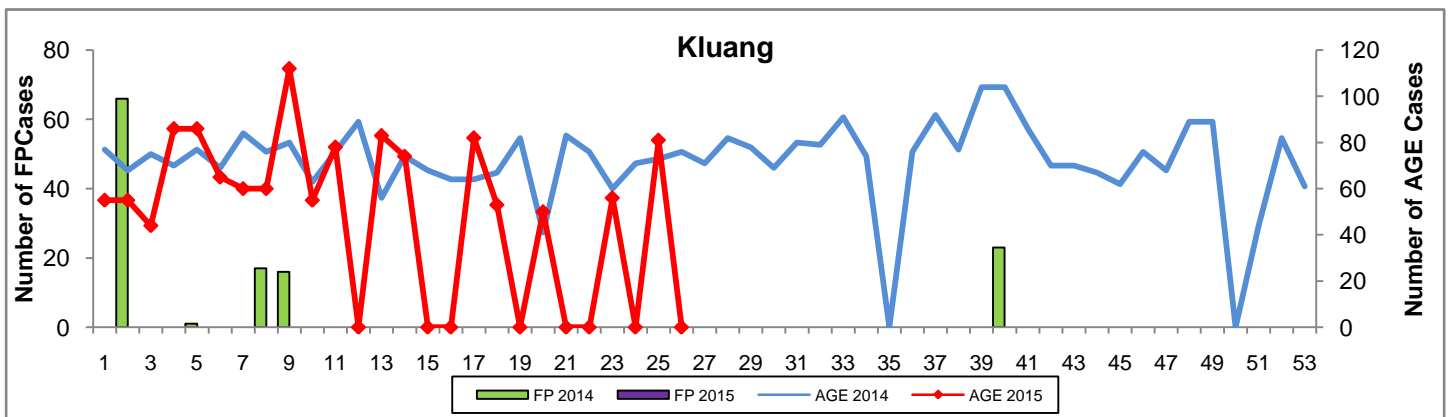
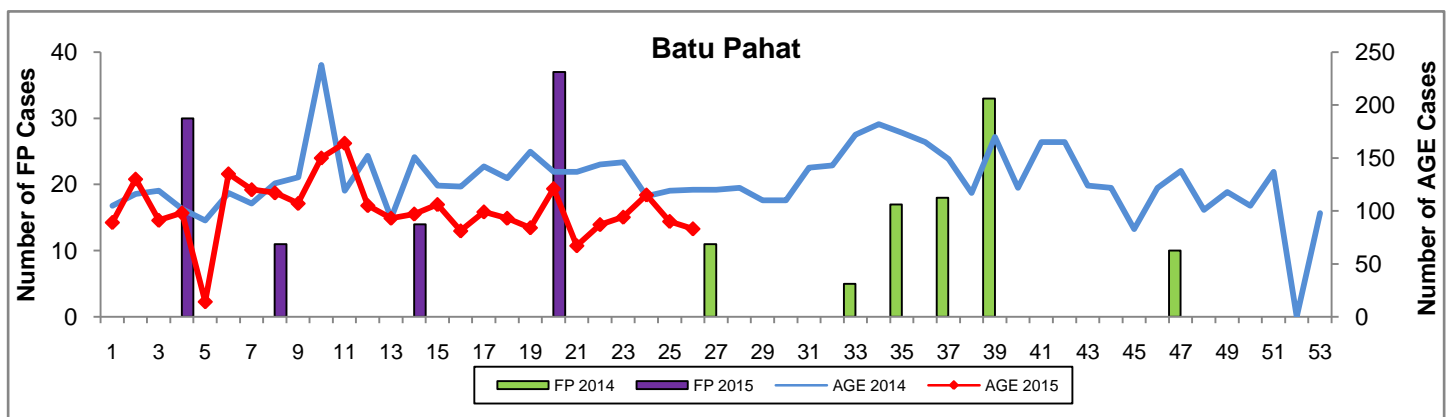
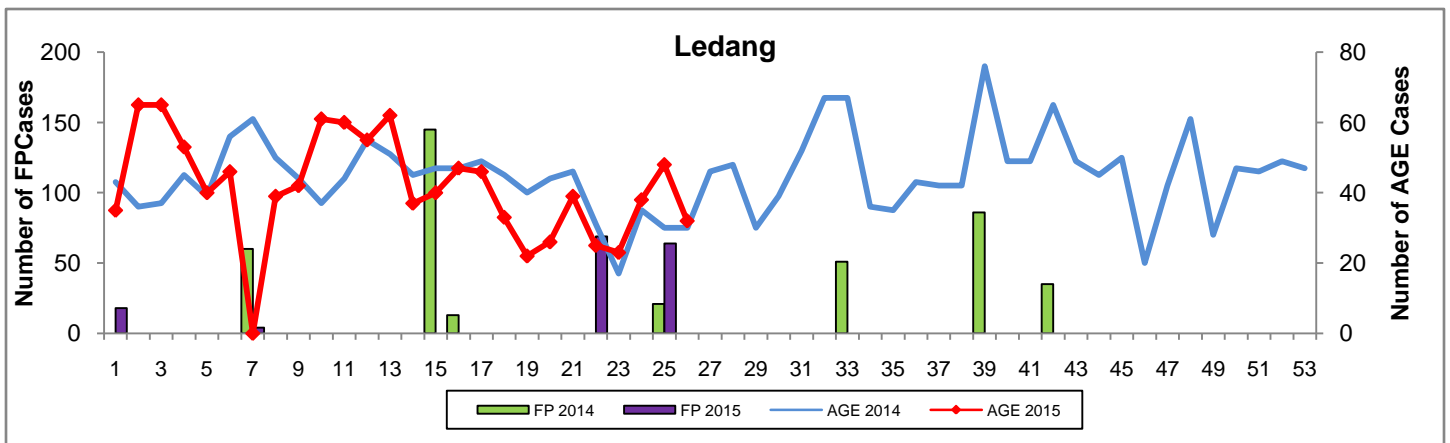
NOTIFICATION OF COMMUNICABLE DISEASES FOR FOMEMA CASES BY DISTRICT, 2015, JOHORE STATE

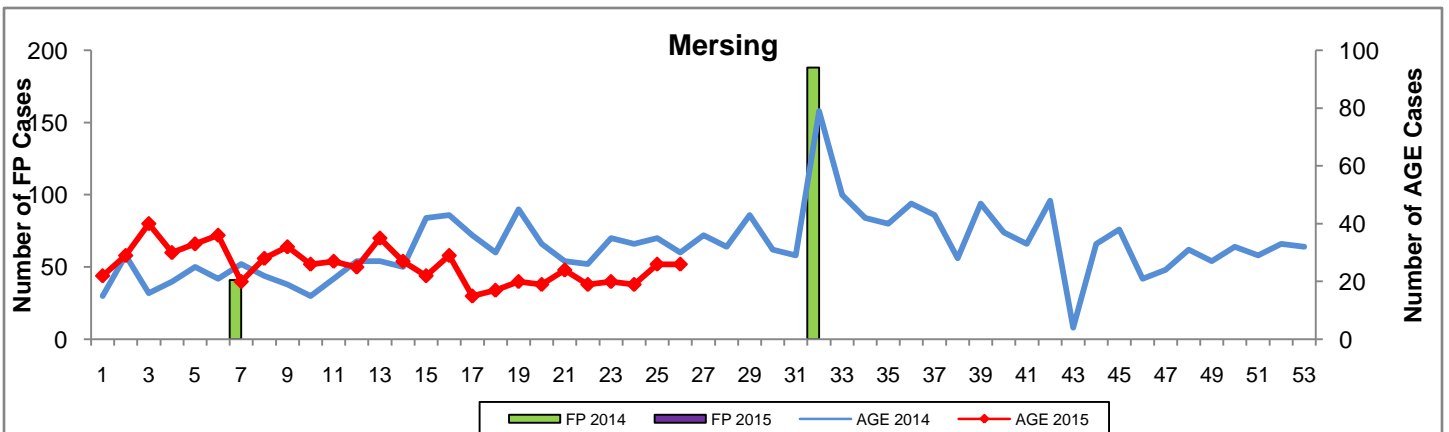
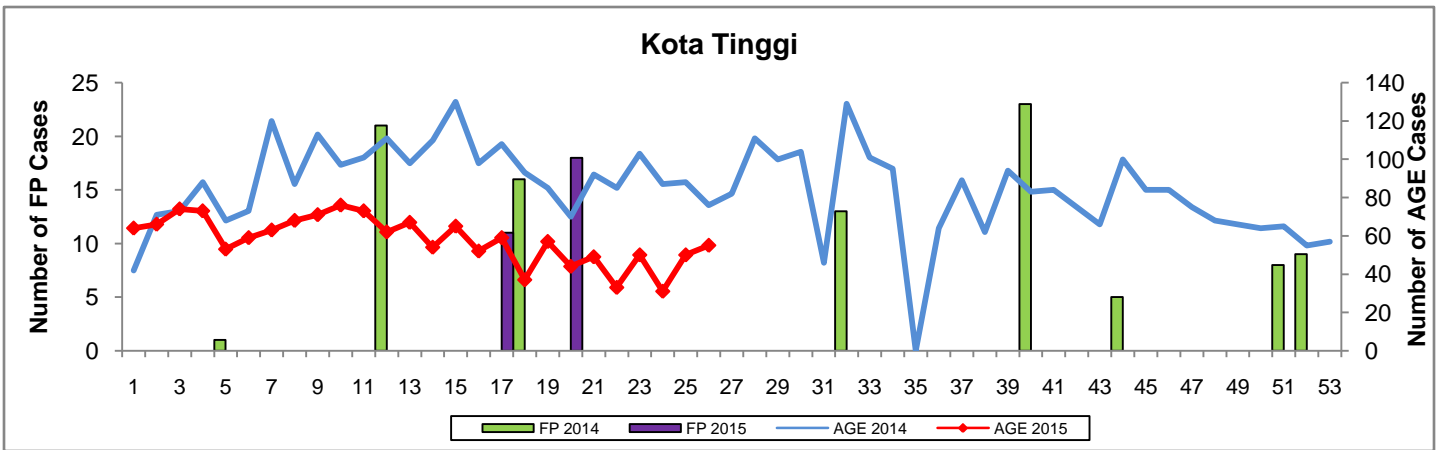
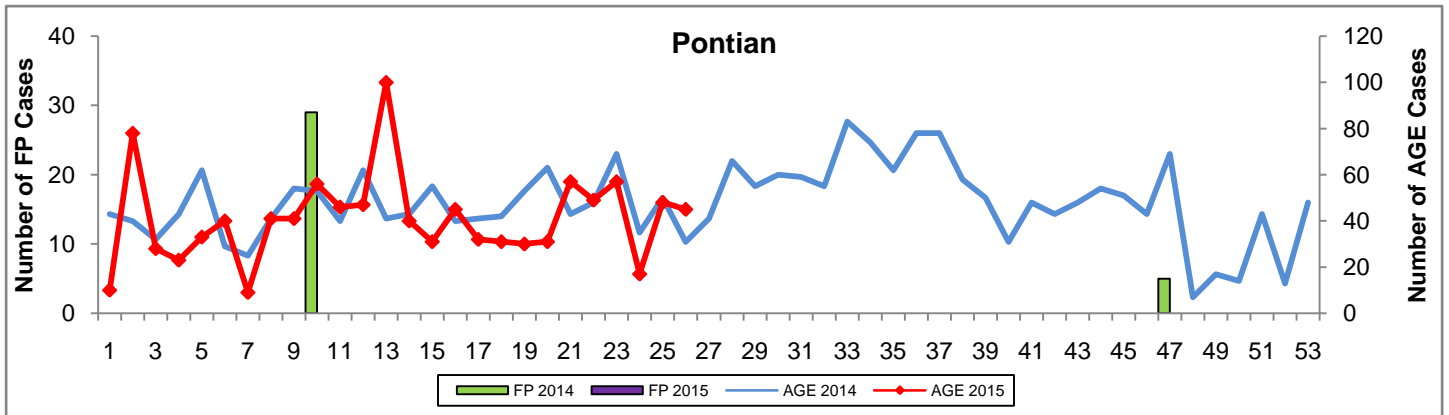
DISEASE		JB	KJ	MR	LG	BP	KG	ST	PN	KT	MG	STATE
CURRENT WEEK, EW 25												
1.	HEPATITIS B	3	1	0	0	1	1	0	1	0	0	7
2.	HIV / AIDS	2	0	1	0	0	1	0	0	0	0	4
3.	LEPROSY	0	0	0	0	0	0	0	0	0	0	0
4.	MALARIA	0	0	0	0	0	0	0	0	0	0	0
5.	SYPHILIS	1	0	0	0	0	0	0	0	0	0	1
6.	TUBERCULOSIS (TB)- CXR	36	6	10	0	5	6	3	0	1	0	67
CURRENT WEEK CUMULATIVE												
1.	HEPATITIS B	234	16	21	3	33	24	32	14	30	5	412
2.	HIV / AIDS	24	5	3	0	2	4	3	3	2	0	46
3.	LEPROSY	2	0	0	0	1	1	0	0	0	0	4
4.	MALARIA	3	0	0	0	0	0	0	0	0	0	3
5.	SYPHILIS	27	4	7	0	9	11	2	2	1	0	63
6.	TUBERCULOSIS (TB)- CXR	1104	141	144	7	148	190	65	43	72	14	1928

Note: The above cases based on clinic address in FOMEMA website report.

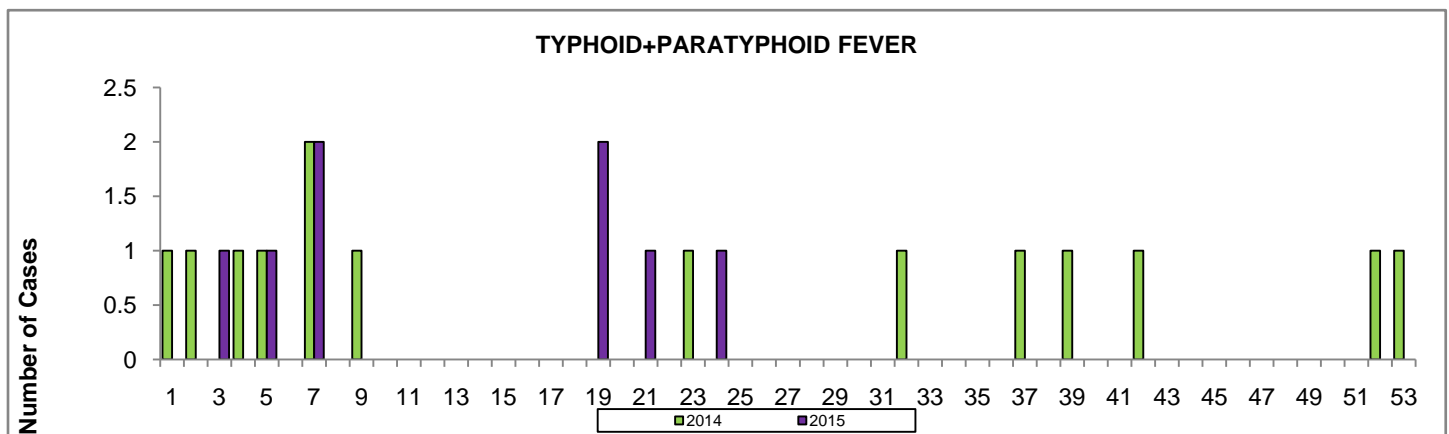
WEEKLY INCIDENCE OF FOOD POISONING, 2014—2015



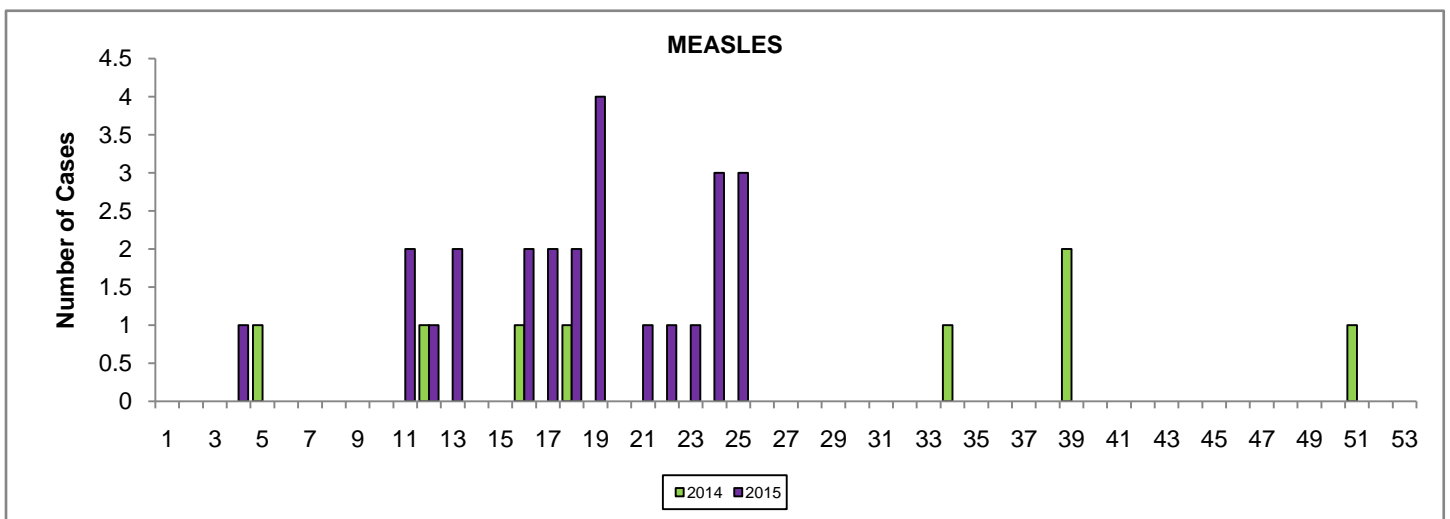
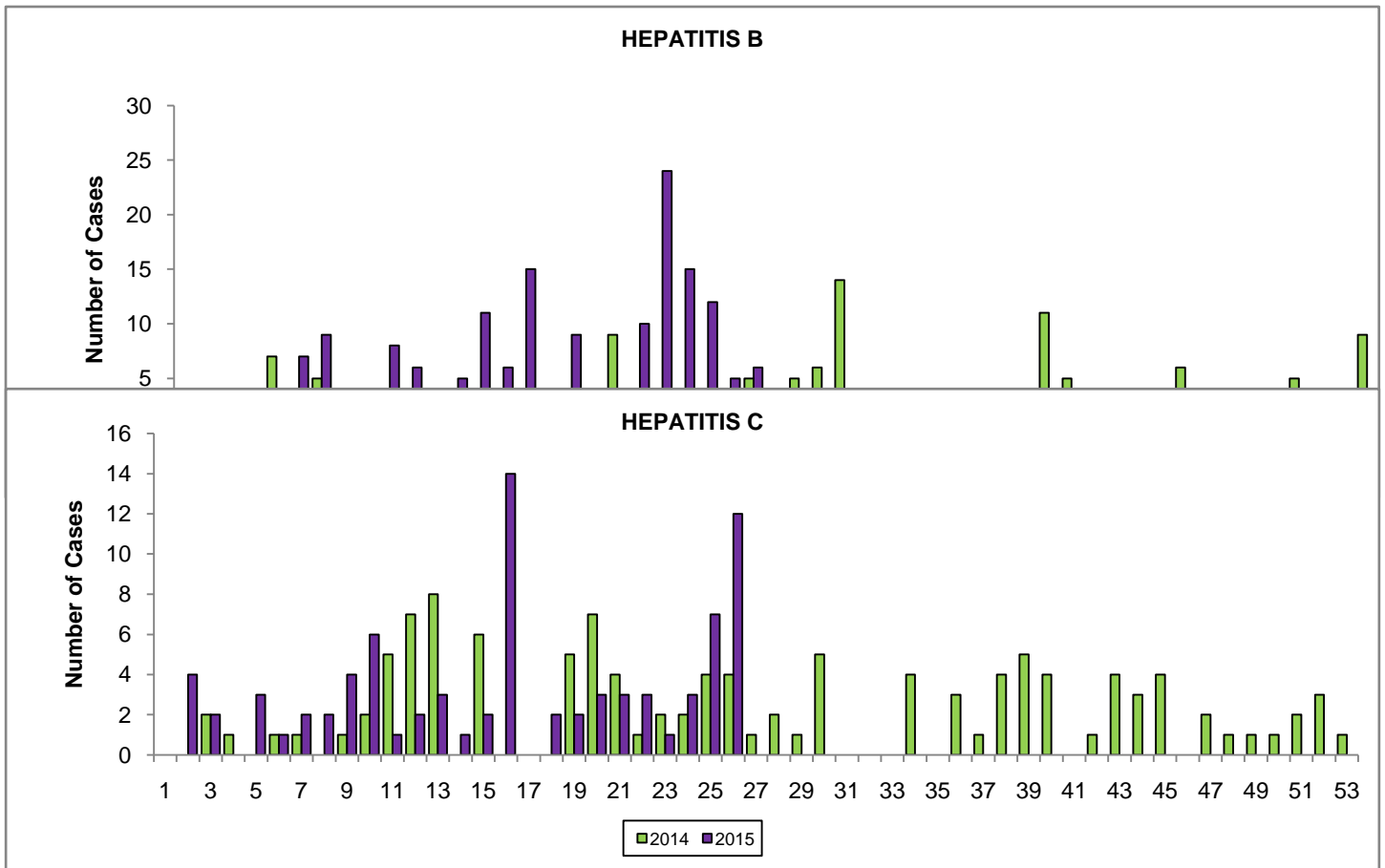




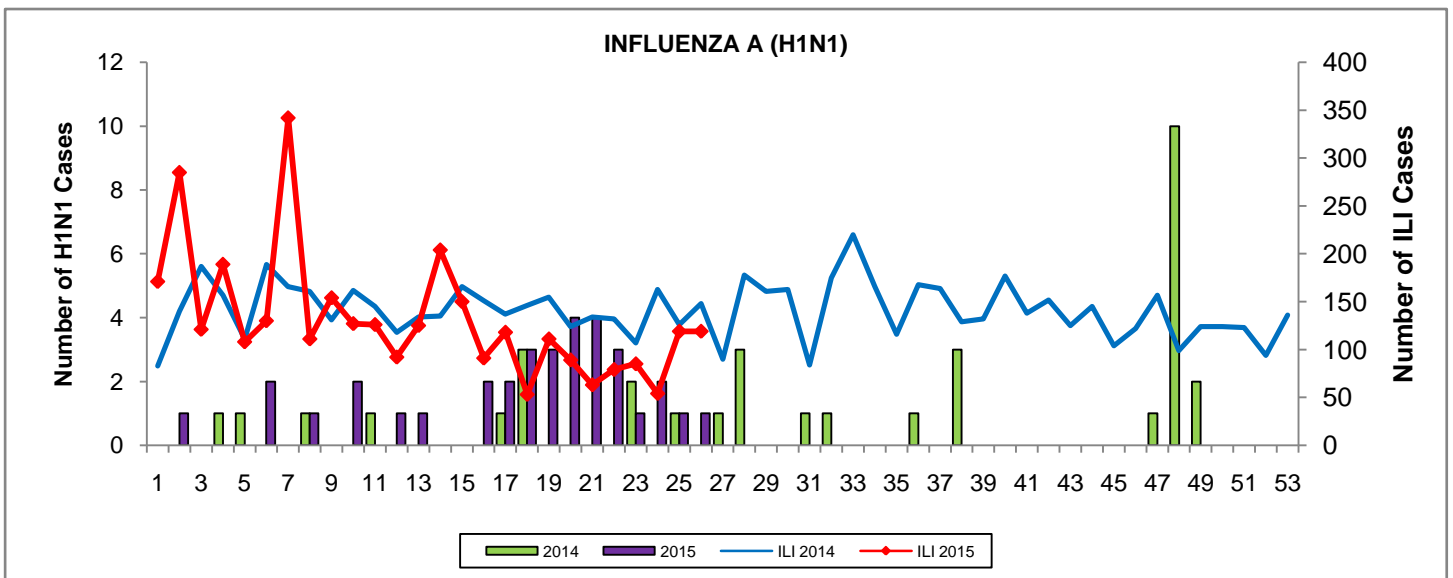
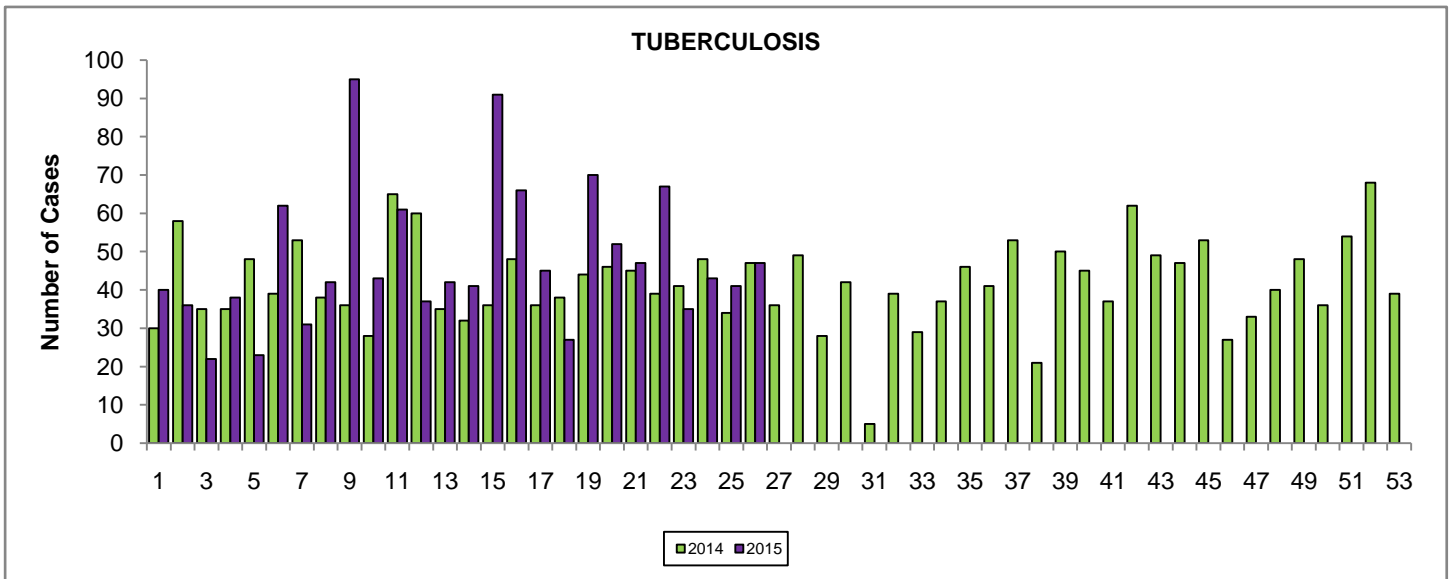
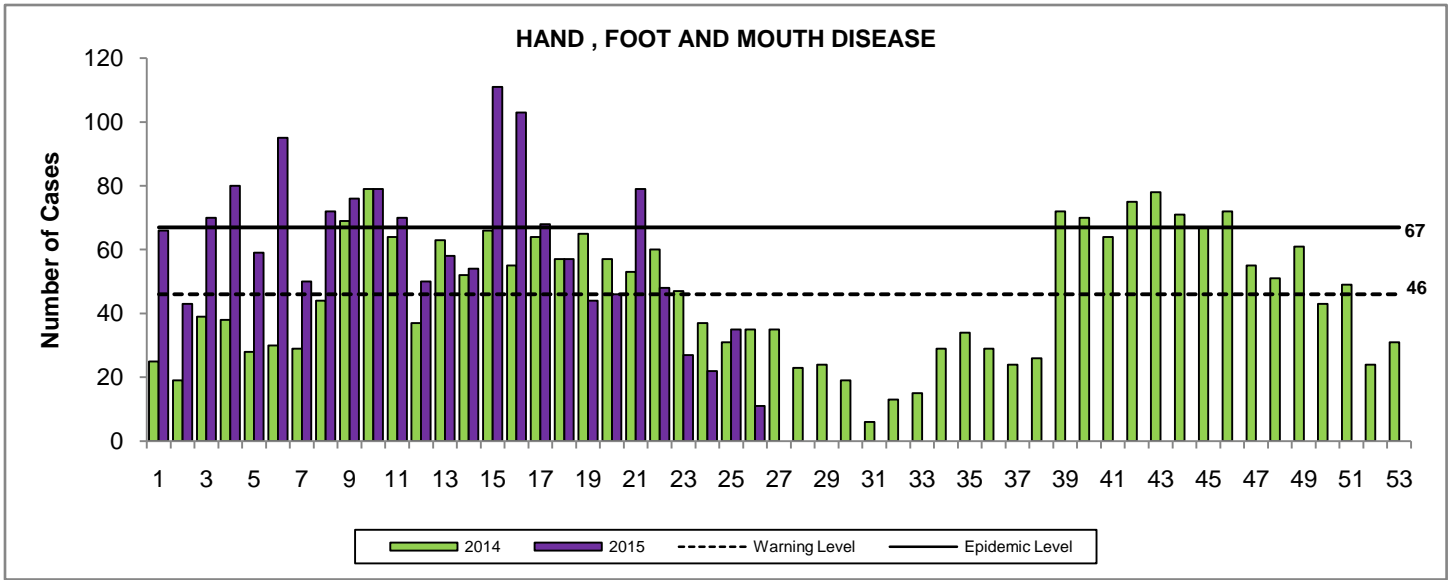
WEEKLY INCIDENCE OF OTHER FOOD WATERBORNE DISEASES, 2013—2014



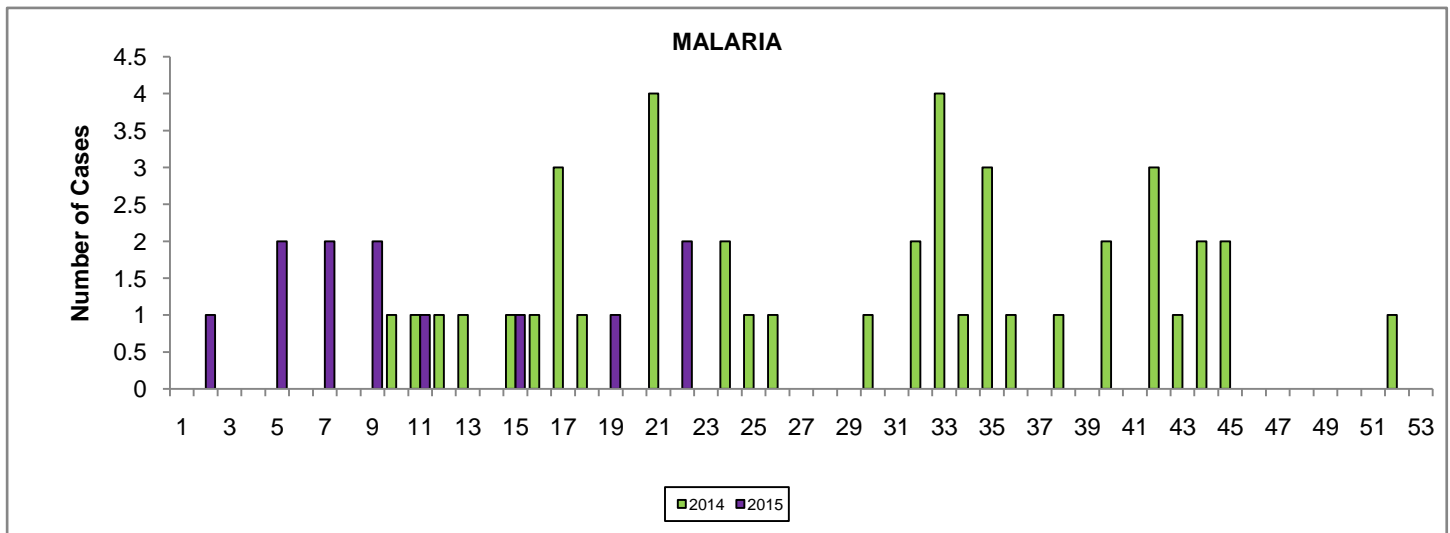
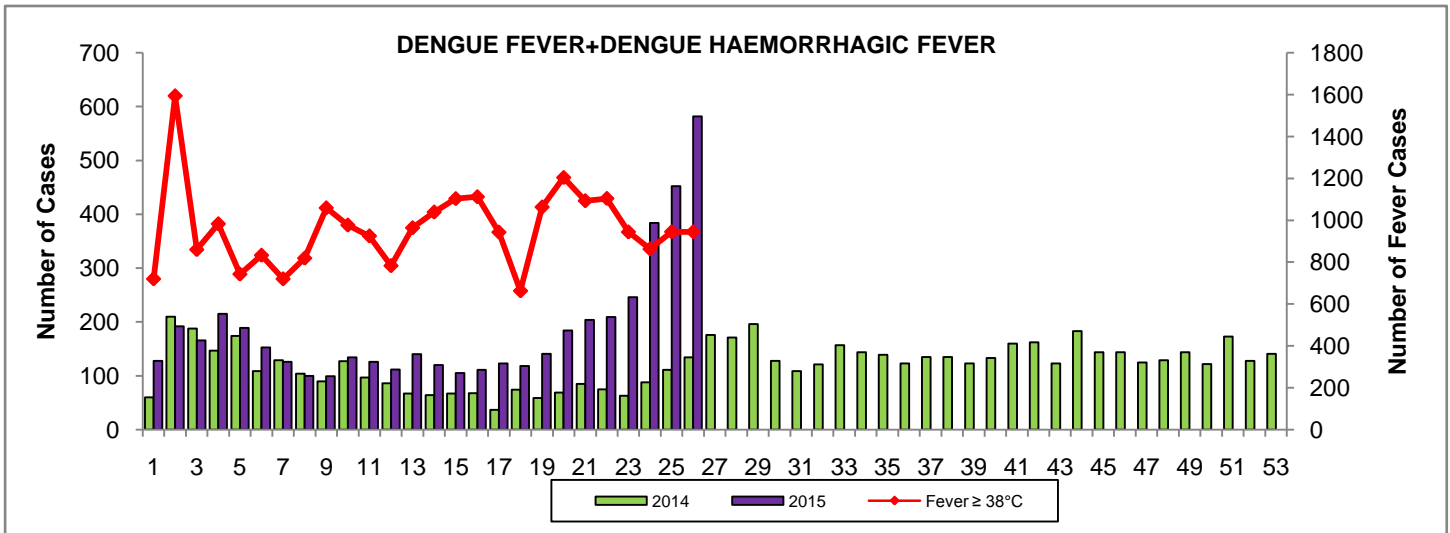
WEEKLY INCIDENCE OF VACCINE PREVENTABLE DISEASES, 2014—2015



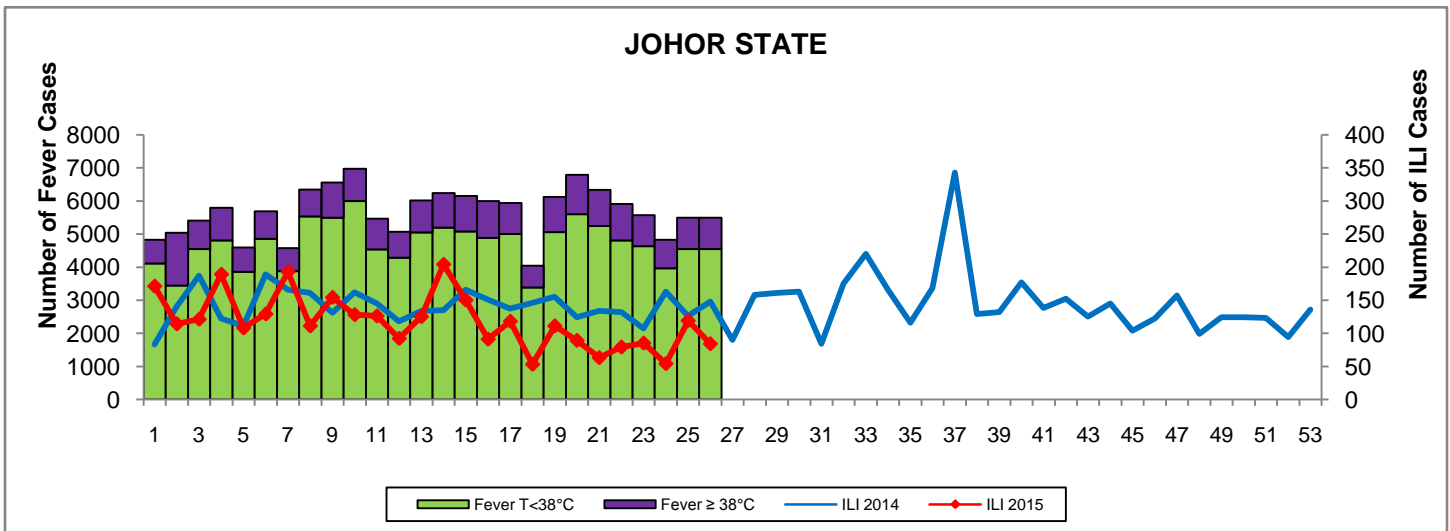
WEEKLY INCIDENCE OF AIR/DROPLET BORNE DISEASES, 2014—2015

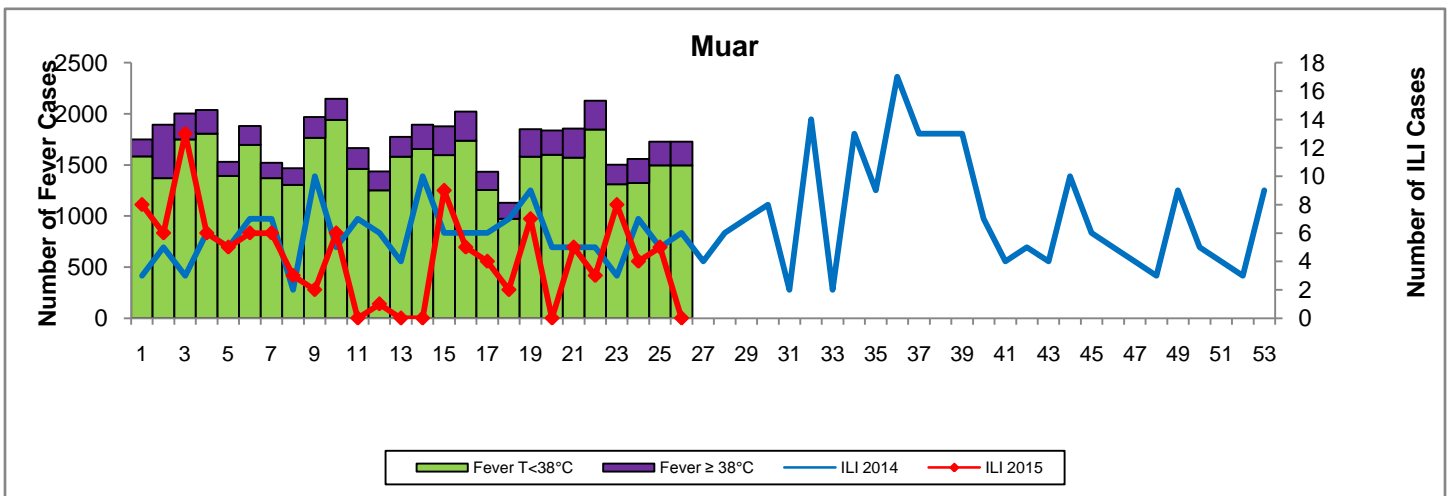
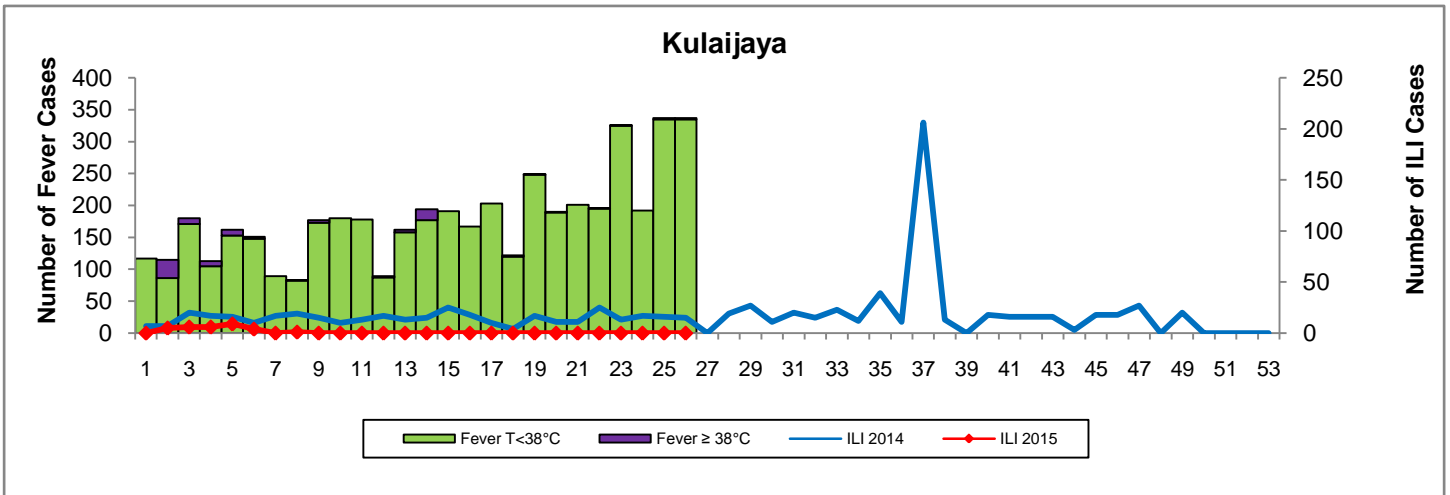
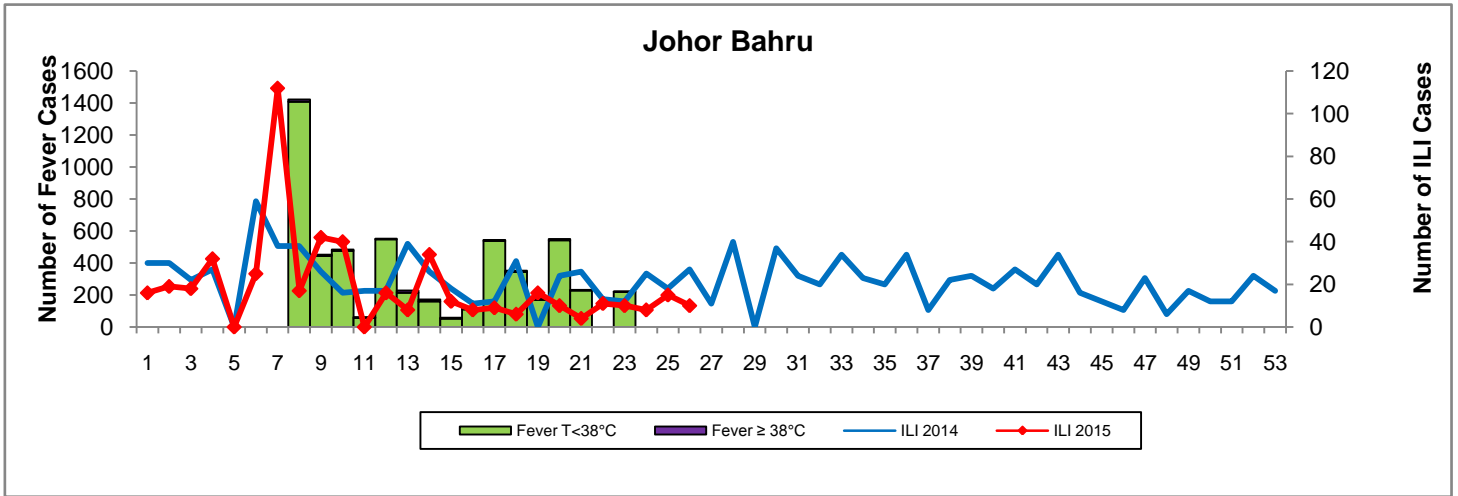


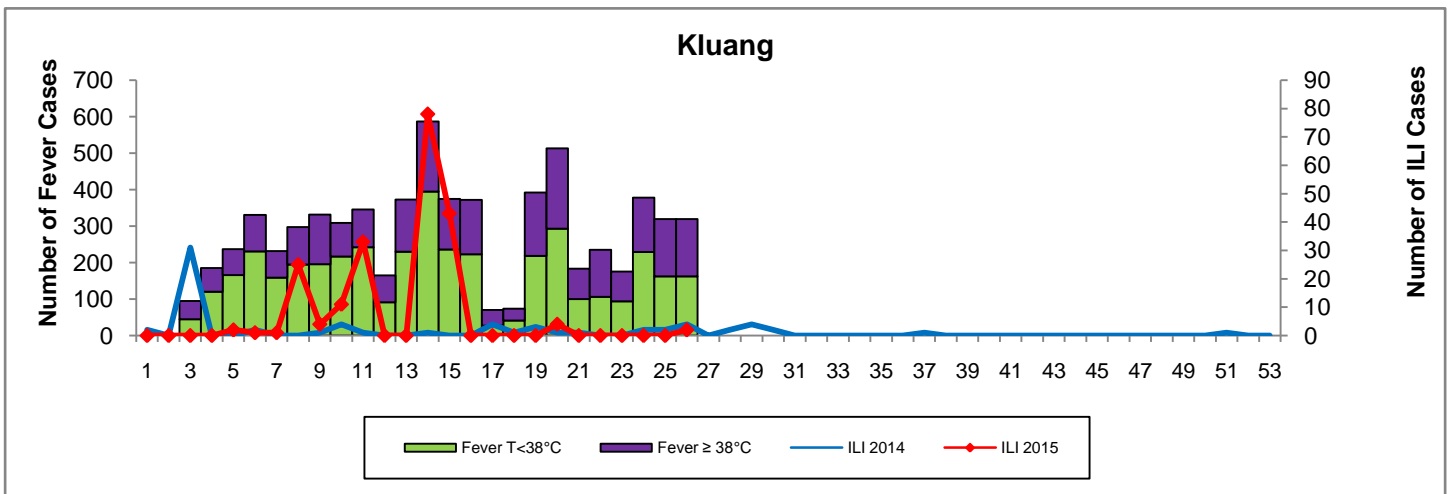
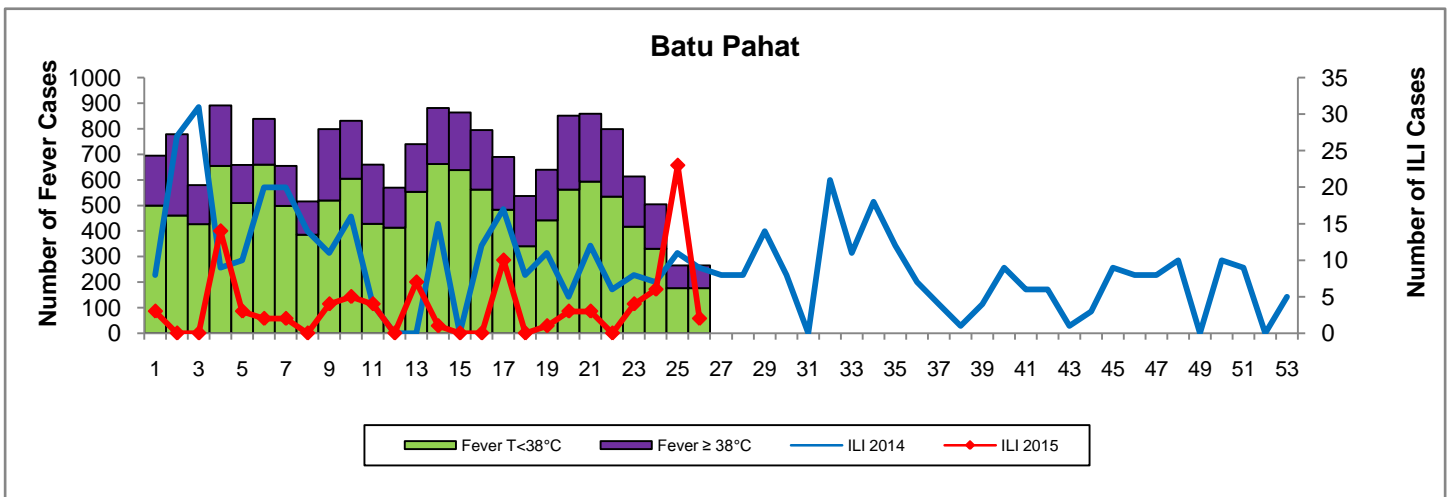
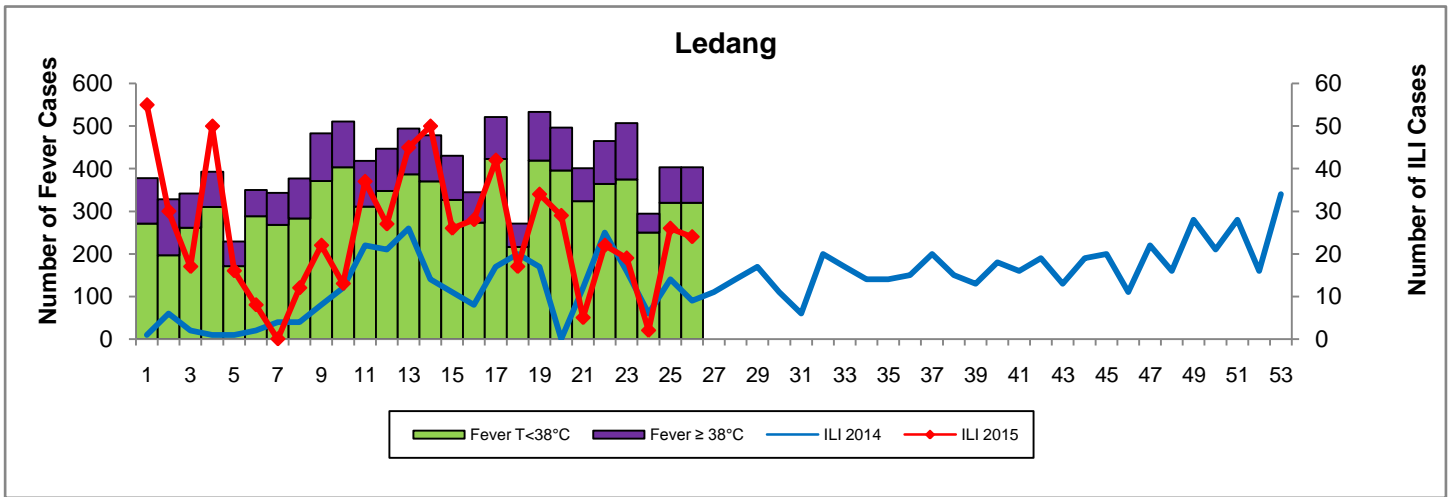
WEEKLY INCIDENCE OF VECTOR-BORNE DISEASES, 2014—2015

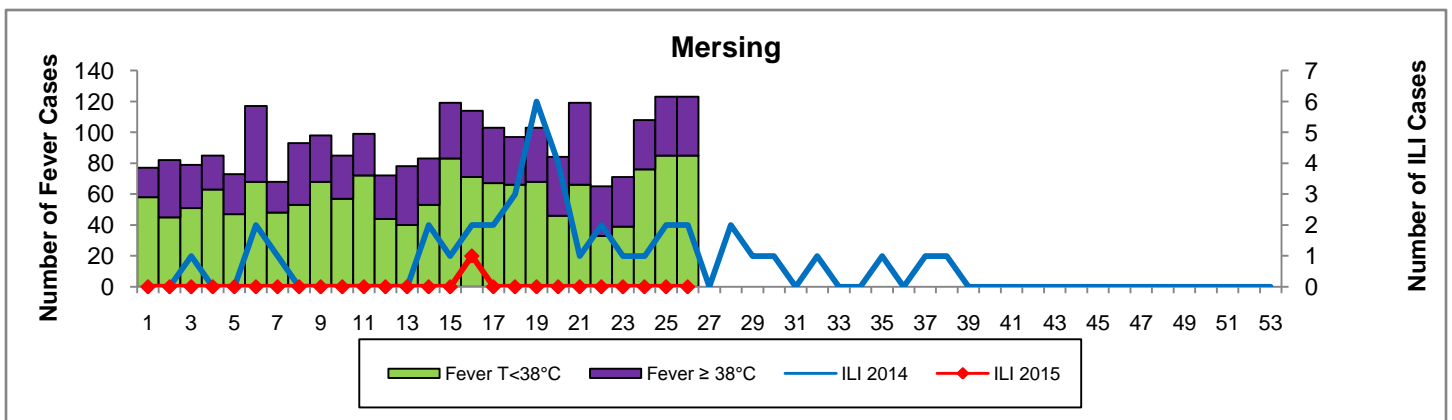
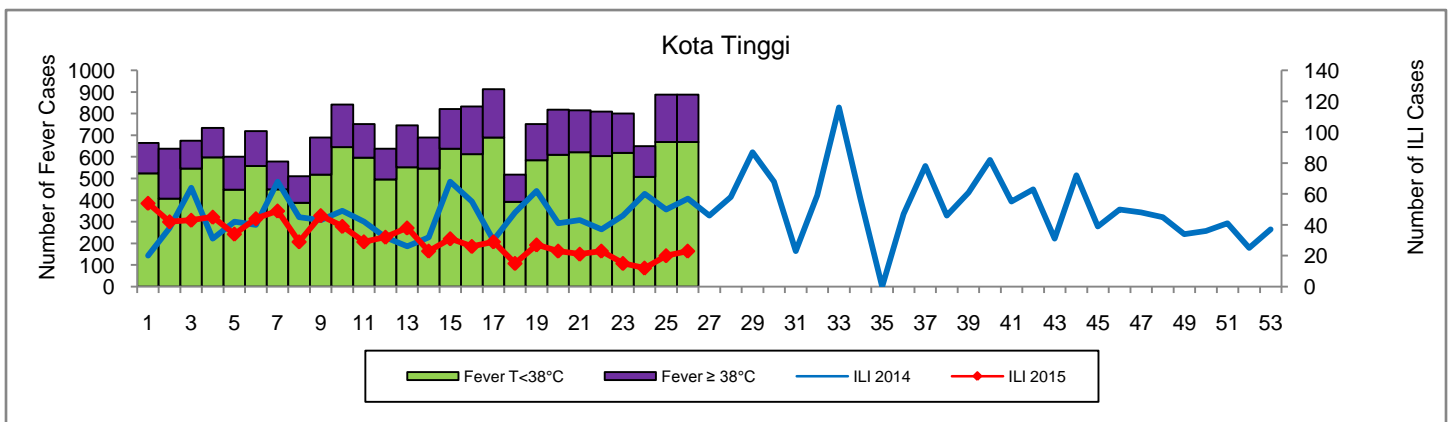
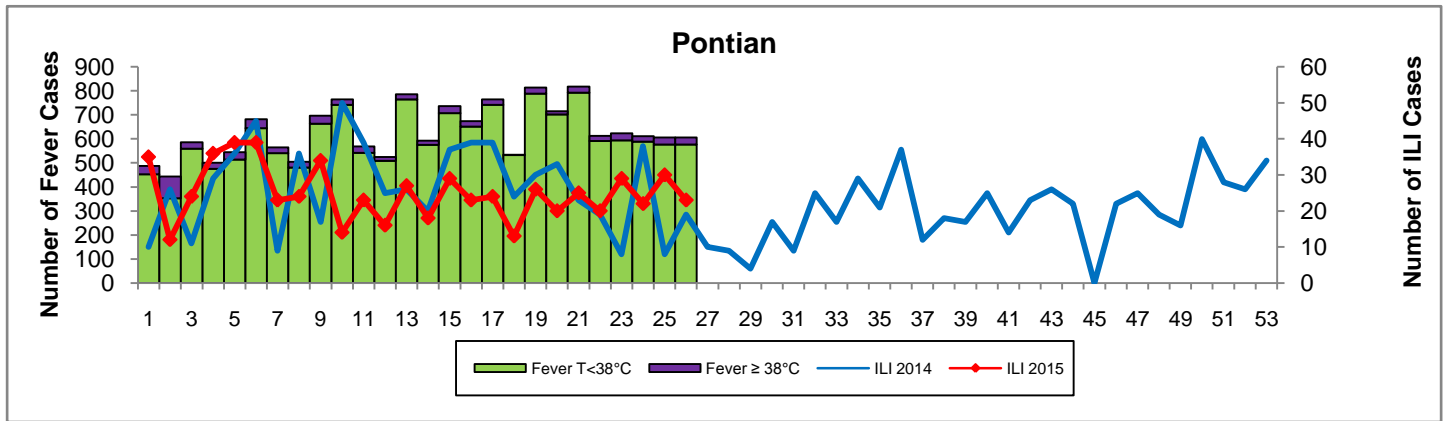
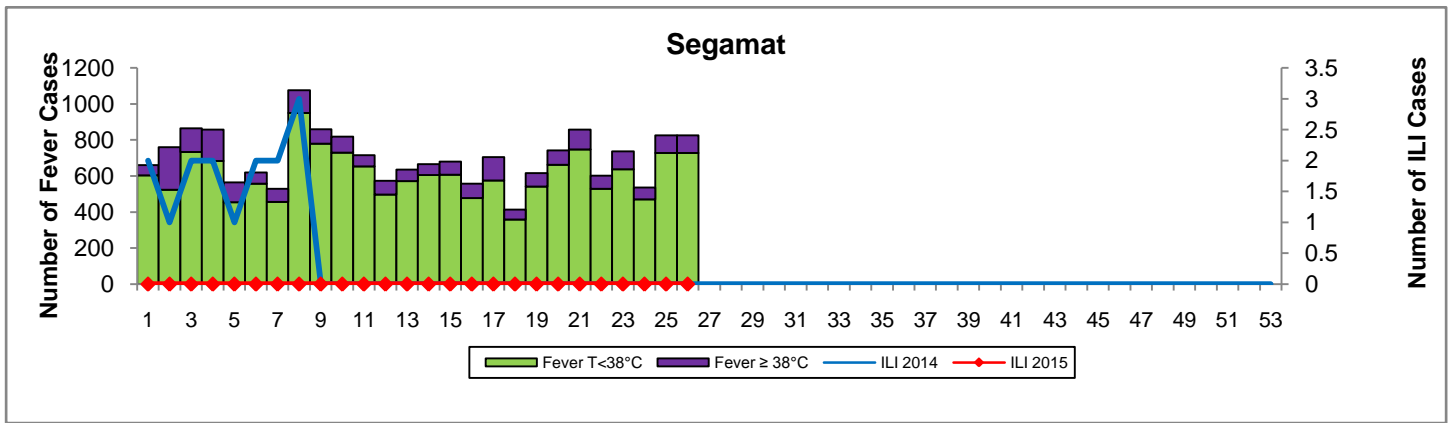


WEEKLY INCIDENCE OF FEVER & ILI SURVEILLANCE, 2015









DENGUE VIRUS SEROTYPING SURVEILLANCE (DVSS) , 2014 – 2015

Sentinel location	No. of sample received				No. of sample fulfilling DVSS criteria				No. of NS 1 Ag positive			
	This epid week		Cumulative		This epid week		Cumulative		This epid week		Cumulative	
	2015	2014	2015	2014	2015	2014	2015	2014	2015	2014	2015	2014
1 HSA, JB	0	0	128	621	0	0	120	619	0	0	120	619
2 HSI, JB	16	17	221	95	16	8	162	38	16	8	162	38
3 HPSF, Muar	0	2	12	92	0	2	12	83	0	2	12	83
4 Hospital Kluang	8	0	12	8	8	0	11	7	8	0	11	7
5 KK Mahmoodiah, JB	1	3	66	129	1	2	33	64	1	2	33	64
6 KK Sultan Ismail, JB	0	0	12	29	0	0	8	18	0	0	8	18
7 KK Pasir Gudang, JB	7	2	16	44	7	1	16	27	7	1	16	27
8 KK Mengkibol, Kluang	0	1	6	18	0	1	5	13	0	1	5	13
9 KK Batu Pahat	0	1	136	84	0	1	127	75	0	1	127	75

BACTERIOLOGICAL SURVEILLANCE

A. Enteric Pathogen Identified During Food Poisoning/AGE Event 2014 – 2015, Johor State

Analysis	No. of sample received				No. of positive sample			
	This epid week		Cumulative		This epid week		Cumulative	
	2015	2014	2015	2014	2015	2014	2015	2014
1 <i>Salmonella typhi</i>	24	16	357	398	0	0	0	0
2 <i>Salmonella spp. (other than S. typhi)</i>	24	16	332	398	0	4	18	4
3 <i>Vibrio cholerae</i>	24	16	332	398	0	0	0	0
4 <i>Vibrio spp. (other than V. cholerae)</i>	24	16	332	398	0	0	7	0
5 <i>Enteropathogenic E.coli (EPEC)</i>	24	16	332	398	0	0	5	0
6 <i>Enterohaemorrhagic E.coli (EHEC)</i>	24	16	332	398	0	0	0	0
7 <i>Shigella spp.</i>	24	16	332	398	0	0	0	0
8 <i>Bacillus cereus (positive enterotoxin)</i>	24	16	332	398	0	0	12	2
9 <i>Staphylococcus aureus (positive enterotoxin)</i>	24	16	332	398	1	3	17	12
10 <i>Campylobacter</i>	24	16	332	398	0	0	0	0

B. Pathogen Identified in the Community via Health Centre / Health Office 2014 – 2015, Johor State

Analysis	No. of sample received				No. of positive sample			
	This epid week		Cumulative		This epid week		Cumulative	
	2015	2014	2015	2014	2015	2014	2015	2014
1 <i>Neisseria meningitidis</i>	0	53	232	1547	0	1	0	5
2 <i>Haemophilus influenzae</i>	0	53	232	1547	0	1	0	31
3 <i>Klebsiella pneumoniae</i>	0	53	232	1547	0	11	5	81
4 <i>Pseudomonas aeruginosa</i>	0	53	232	1547	0	1	0	13
5 <i>Streptococcus pneumoniae</i>	0	53	232	1547	0	0	0	3
6 <i>Streptococcus species</i>	0	53	232	1547	0	0	0	10
7 <i>Staphylococcus aureus</i>	0	53	232	1547	0	1	0	8
8 <i>Enterobacter species</i>	0	53	232	1547	0	0	0	2
9 <i>Burkholderia pseudomallei</i>	0	53	232	1547	0	0	0	0
10 <i>Bordetella pertussis</i>	0	53	232	1547	0	0	0	0
11 <i>Acinetobacter baumannii</i>	0	53	232	1547	0	0	1	0
12 <i>Carbapenam Resistant Enterobacteriaceae (CRE)</i>	0	53	232	1547	0	0	0	0
13 <i>Methicillin Resistant Staphylococcus Aureus (MRSA)</i>	0	53	232	1547	0	0	0	0

No. of Positive Sample For Current Week, By District, 2015, Johore State

Analysis	DISTRICT										
	JB	KJ	MR	LG	BP	KG	ST	PN	KT	MG	STATE
A. Enteric Pathogen Identified During Food Poisoning/AGE Event											
1 <i>Salmonella typhi</i>	0	0	0	0	0	0	0	0	0	0	0
2 <i>Salmonella spp. (other than S. typhi)</i>	0	0	0	0	0	0	0	0	0	0	0
3 <i>Vibrio cholerae</i>	0	0	0	0	0	0	0	0	0	0	0
4 <i>Vibrio spp. (other than V. cholerae)</i>	0	0	0	0	0	0	0	0	0	0	0
5 <i>Enteropathogenic E.coli (EPEC)</i>	0	0	0	0	0	0	0	0	0	0	0
6 <i>Enterohaemorrhagic E.coli (EHEC)</i>	0	0	0	0	0	0	0	0	0	0	0
7 <i>Shigella spp.</i>	0	0	0	0	0	0	0	0	0	0	0
8 <i>Bacillus cereus (positive enterotoxin)</i>	0	0	0	0	0	0	0	0	0	0	0
9 <i>Staphylococcus aureus (positive enterotoxin)</i>	0	0	0	0	0	0	0	0	0	1	1
10 <i>Campylobacter</i>	0	0	0	0	0	0	0	0	0	0	0
B. Pathogen Identified in the Community via Health Centre / Health Office											
1 <i>Neisseria meningitidis</i>	0	0	0	0	0	0	0	0	0	0	0
2 <i>Haemophilus influenzae</i>	0	0	0	0	0	0	0	0	0	0	0
3 <i>Klebsiella pneumoniae</i>	0	0	0	0	0	0	0	0	0	0	0
4 <i>Pseudomonas aeruginosa</i>	0	0	0	0	0	0	0	0	0	0	0
5 <i>Streptococcus pneumoniae</i>	0	0	0	0	0	0	0	0	0	0	0
6 <i>Streptococcus species</i>	0	0	0	0	0	0	0	0	0	0	0
7 <i>Staphylococcus aureus</i>	0	0	0	0	0	0	0	0	0	0	0
8 <i>Enterobacter species</i>	0	0	0	0	0	0	0	0	0	0	0
9 <i>Burkholderia pseudomallei</i>	0	0	0	0	0	0	0	0	0	0	0
10 <i>Bordetella pertussis</i>	0	0	0	0	0	0	0	0	0	0	0
11 <i>Acinetobacter baumannii</i>	0	0	0	0	0	0	0	0	0	0	0
12 <i>CRE</i>	0	0	0	0	0	0	0	0	0	0	0
13 <i>MRSA</i>	0	0	0	0	0	0	0	0	0	0	0

No. of Positive Sample For Current Week Cumulative, By District, 2015, Johore State

Analysis	DISTRICT										
	JB	KJ	MR	LG	BP	KG	ST	PN	KT	MG	STATE
A. Enteric Pathogen Identified During Food Poisoning/AGE Event											
1 <i>Salmonella typhi</i>	0	0	0	0	0	0	0	0	0	0	0
2 <i>Salmonella spp. (other than S. typhi)</i>	0	0	2	0	0	0	13	0	0	0	15
3 <i>Vibrio cholerae</i>	0	0	0	0	0	0	0	0	0	0	0
4 <i>Vibrio spp. (other than V. cholerae)</i>	0	0	2	5	0	0	0	0	0	0	7
5 <i>Enteropathogenic E.coli (EPEC)</i>	1	0	0	3	1	0	0	0	0	0	5
6 <i>Enterohaemorrhagic E.coli (EHEC)</i>	0	0	0	0	0	0	0	0	0	0	0
7 <i>Shigella spp.</i>	0	0	0	0	0	0	0	0	0	0	0
8 <i>Bacillus cereus (positive enterotoxin)</i>	12	0	0	0	0	0	0	0	0	0	12
9 <i>Staphylococcus aureus (positive enterotoxin)</i>	0	1	5	0	7	0	0	0	2	1	16
10 <i>Campylobacter</i>	0	0	0	0	0	0	0	0	0	0	0
B. Pathogen Identified in the Community via Health Centre / Health Office											
1 <i>Neisseria meningitidis</i>	0	0	0	0	0	0	0	0	0	0	0
2 <i>Haemophilus influenzae</i>	0	0	0	0	0	0	0	0	0	0	0
3 <i>Klebsiella pneumoniae</i>	0	0	0	0	0	0	0	0	0	0	0
4 <i>Pseudomonas aeruginosa</i>	0	0	0	0	0	0	0	0	0	0	0
5 <i>Streptococcus pneumoniae</i>	0	0	0	0	0	0	0	0	0	0	0
6 <i>Streptococcus species</i>	0	0	0	0	0	0	0	0	0	0	0
7 <i>Staphylococcus aureus</i>	0	0	0	0	0	0	0	0	0	0	0
8 <i>Enterobacter species</i>	0	0	0	0	0	0	0	0	0	0	0
9 <i>Burkholderia pseudomallei</i>	0	0	0	0	0	0	0	0	0	0	0
10 <i>Bordetella pertussis</i>	0	0	0	0	0	0	0	0	0	0	0
11 <i>Acinetobacter baumannii</i>	0	0	0	0	0	0	0	0	0	0	0
12 <i>CRE</i>	0	0	0	0	0	0	0	0	0	0	0
13 <i>MRSA</i>	0	0	0	0	0	0	0	0	0	0	0

WEEKLY OUTBREAK SUMMARY, 2015: EPID WEEK 26

Nil

Note: Please verify with the Epidemiology (CDC) Unit, Public Health Division, Johor State Health Department before quoting above figures and outbreak summary.

WEEKLY OUTBREAK SUMMARY, 2015: EPID WEEK 26

Note: Please verify with the Epidemiology (CDC) Unit, Public Health Division, Johor State Health Department before quoting above figures and outbreak summary.