



COMMUNICABLE DISEASE FOR CURRENT WEEK, 2014 AND 2015, JOHORE STATE

DISEASE	THIS EPID WEEK		MEDIAN 2010-2014	CUMULATIVE	
	2015	2014		2015	2014
NOTIFIABLE DISEASES					
1. CHANCROID	0	0	0	0	0
2. CHOLERA	0	0	0	0	0
3. DENGUE FEVER	513(2)	169	86	6551(18)	2979
DENGUE HAEMORRHAGIC FEVER	1	2	2	8	19
4. DIPHThERIA	0	0	0	0	0
5. DYSENTERY (all types)	0	0	0	7	1
6. EBOLA	0	0	0	0	0
7. FOOD POISONING (episode)	0	0	1	25	29
FOOD POISONING (case)	0	0	23	748	1171
8. GONOCOCCAL INFECTION (all forms)	0	1	5	158	54
9. HAND, FOOT & MOUTH DISEASE (HFMD)	9	23	27	1643(2)	1326
10. HIV INFECTION (all forms)	14	1	8	270	237
HIV DEATH	3	0	NA	40	18
11. LEPROSY	0	0	0	8	0
12. LEPTOSPIROSIS	7	13	1	205(1)	89
13. MALARIA	2	0	2	17	17
14. MEASLES	0	0	0	32	4
15. PLAGUE	0	0	0	0	0
16. ACUTE POLIOMYELITIS	0	0	0	0	0
17. RABIES	0	0	0	0	0
18. RELAPSING FEVER	0	0	0	1	0
19. SYPHILIS (all forms)	2	0	1	59	66
20. TETANUS (Neonatorum / Adult)	0	0	0	2	5
21. TUBERCULOSIS (all forms)	29	49	39	1343	1206
TUBERCULOSIS DEATH	3	1	NA	10	11
22. TYPHOID & PARATYPHOID FEVER	0	0	0	6	8
23. TYPHUS & OTHER RECKETTSIOSES	0	0	0	0	0
24. VIRAL ENCEPHALITIS	0	0	0	0	0
25. VIRAL HEPATITIS					
a) Hepatitis A	0	0	0	2	3
b) Hepatitis B	0	5	2	207	86
c) Hepatitis C	0	2	1	85	69
d) Other Hepatitis	0	0	0	0	0
26. WHOOPING COUGH	0	0	0	6	2
27. YELLOW FEVER	0	0	0	0	0
OTHER LIFE THREATENING MICROBIAL INFECTION					
1. CARBAPENAM RESISTANT ENTEROBACTERIACEA (CRE)	0	0	NA	0	0
2. MENINGOCOCCAL MENINGITIS	0	NA	NA	0	NA
OTHER DISEASES UNDER SURVEILLANCE					
1. ACUTE FLACCID PARALYSIS (AFP)	0	NA	NA	7	NA
2. ACUTE GASTROENTERITIS (AGE)	402	665	819	13856	16921
3. FEVER SURVEILLANCE	3740	6359	7424	161923	173168
4. FILARIASIS	0	0	NA	13	0
5. INFLUENZA A (H1N1)	1	3	0	38(1)	15
6. INFLUENZA-LIKE ILLNESS (ILI)	86	178	151	3358	4072
7. MELIOIDOSIS	0	0	NA	12	0
8. SEVERE ACUTE RESPIRATORY INFECTION (sARI)	3	NA	0	16	NA

EDITORIAL TEAM

Dr. Hjh Fatimah Bt. عثمان Dr. Linayanti Binti Rosli
Pn. Shavliza bt Ramli En. Zainalabidin bin Mokhtar
 E-mail : epidjknjhr@moh.gov.my / cporjknj@gmail.com

PUBLISHER

Bahagian Kesihatan Awam, Jabatan Kesihatan Negeri Johor,
 Jalan Persiaran Permai, 81200 Johor Bahru
 Tel: 07-2356136 Fax: 07-2356221

CUMULATIVE BY YEAR, 2010-2015, JOHORE STATE

DISEASE	2010	2011	2012	2013	2014	2015
NOTIFIABLE DISEASES						
1. CHANCROID	0	0	0	0	0	0
2. CHOLERA	0	0	0	0	0	0
3. DENGUE FEVER	1909	845	899	1953	2979	6551(18)
DENGUE HAEMORRHAGIC FEVER	280	159	36	37	19	8
4. DIPHTHERIA	0	0	0	0	0	0
5. DYSENTERY (all types)	6	0	2	0	1	7
6. EBOLA	0	0	0	0	0	0
7. FOOD POISONING (episode)	22	50	41	23	29	25
FOOD POISONING (case)	697	1821	1176	607	1171	748
8. GONOCOCCAL INFECTION (all forms)	117	126	129	74	54	158
9. HAND, FOOT & MOUTH DISEASE (HFMD)	519	274	2175	1211	1326	1643(2)
10. HIV INFECTION (all forms)	295	268	318	251	237	270
HIV DEATH	NA	NA	28	13	18	40
11. LEPROSY	2	8	2	9	0	8
12. LEPTOSPIROSIS	0	29	42	30	89	205(1)
13. MALARIA	96	45	42	36	17	17
14. MEASLES	2	15	40	10	4	32
15. PLAGUE	0	0	0	0	0	0
16. ACUTE POLIOMYELITIS	0	0	0	0	0	0
17. RABIES	0	0	0	0	0	0
18. RELAPSING FEVER	0	0	0	0	0	1
19. SYPHILIS (all forms)	51	41	77	61	66	59
20. TETANUS (Neonatorum / Adult)	0	1	0	0	5	2
21. TUBERCULOSIS (all forms)	1062	1024	1222	1162	1206	1343
TUBERCULOSIS DEATH	NA	NA	32	29	11	10
22. TYPHOID & PARATYPHOID FEVER	7	4	1	10	8	6
23. TYPHUS & OTHER RECKETTSIOSES	0	0	1	0	0	0
24. VIRAL ENCEPHALITIS	0	0	1	0	0	0
25. VIRAL HEPATITIS						
a) Hepatitis A	2	2	1	1	3	2
b) Hepatitis B	20	28	119	97	86	207
c) Hepatitis C	50	42	56	103	69	85
d) Other Hepatitis	0	1	0	0	0	0
26. WHOOPING COUGH	0	2	6	1	2	6
27. YELLOW FEVER	0	0	0	0	0	0
OTHER LIFE THREATENING MICROBIAL INFECTION						
1. CARBAPENAM RESISTANT ENTEROBACTERIACEA (CRE)	0	5	26	0	0	0
2. MENINGOCOCCAL MENINGITIS	NA	NA	NA	NA	NA	0
OTHER DISEASES UNDER SURVEILLANCE						
1. ACUTE FLACCID PARALYSIS (AFP)	NA	NA	NA	NA	NA	7
2. ACUTE GASTROENTERITIS (AGE)	30702	27266	20208	20531	16921	13856
3. FEVER SURVEILLANCE	144089	84519	219291	187842	173168	161923
4. FILARIASIS	0	0	0	0	0	13
5. INFLUENZA A (H1N1)	602	102	18	10	15	38(1)
6. INFLUENZA-LIKE ILLNESS (ILI)	8855	3063	4592	4304	4072	3358
7. MELIOIDOSIS	NA	NA	0	4	0	12
8. SEVERE ACUTE RESPIRATORY INFECTION (sARI)	NA	NA	NA	NA	NA	16

COMMUNICABLE DISEASES FOR CURRENT WEEK BY DISTRICT, 2015, JOHORE STATE

DISEASE	DISTRICT										
	JB	KJ	MR	LG	BP	KG	ST	PN	KT	MG	STATE
NOTIFIABLE DISEASES											
1. CHANCROID	0	0	0	0	0	0	0	0	0	0	0
2. CHOLERA	0	0	0	0	0	0	0	0	0	0	0
3. DENGUE FEVER	427(2)	15	6	2	15	19	4	5	19	1	513(2)
DENGUE HAEMORRHAGIC FEVER	1	0	0	0	0	0	0	0	0	0	1
4. DIPHTHERIA	0	0	0	0	0	0	0	0	0	0	0
5. DYSENTERY (all types)	0	0	0	0	0	0	0	0	0	0	0
6. EBOLA	0	0	0	0	0	0	0	0	0	0	0
7. FOOD POISONING (episode)	0	0	0	0	0	0	0	0	0	0	0
FOOD POISONING (case)	0	0	0	0	0	0	0	0	0	0	0
8. GONOCOCCAL INFECTION (all forms)	0	0	0	0	0	0	0	0	0	0	0
9. HAND, FOOT & MOUTH DISEASE (HFMD)	4	2	1	0	0	0	0	0	2	0	9
10. HIV INFECTION (all forms)	13	0	0	0	0	0	0	0	1	0	14
HIV DEATH	0	0	0	0	0	0	1	0	1	1	3
11. LEPROSY	0	0	0	0	0	0	0	0	0	0	0
12. LEPTOSPIROSIS	2	2	0	0	0	1	0	0	1	1	7
13. MALARIA	1	0	0	0	0	1	0	0	0	0	2
14. MEASLES	0	0	0	0	0	0	0	0	0	0	0
15. PLAGUE	0	0	0	0	0	0	0	0	0	0	0
16. ACUTE POLIOMYELITIS	0	0	0	0	0	0	0	0	0	0	0
17. RABIES	0	0	0	0	0	0	0	0	0	0	0
18. RELAPSING FEVER	0	0	0	0	0	0	0	0	0	0	0
19. SYPHILIS (all forms)	0	0	0	0	0	0	0	2	0	0	2
20. TETANUS (Neonatorum / Adult)	0	0	0	0	0	0	0	0	0	0	0
21. TUBERCULOSIS (all forms)	21	5	0	0	2	0	1	0	0	0	29
TUBERCULOSIS DEATH	0	0	0	3	0	0	0	0	0	0	3
22. TYPHOID & PARATYPHOID FEVER	0	0	0	0	0	0	0	0	0	0	0
23. TYPHUS & OTHER RECKETTSIOSES	0	0	0	0	0	0	0	0	0	0	0
24. VIRAL ENCEPHALITIS	0	0	0	0	0	0	0	0	0	0	0
25. VIRAL HEPATITIS											
a) Hepatitis A	0	0	0	0	0	0	0	0	0	0	0
b) Hepatitis B	0	0	0	0	0	0	0	0	0	0	0
c) Hepatitis C	0	0	0	0	0	0	0	0	0	0	0
d) Other Hepatitis	0	0	0	0	0	0	0	0	0	0	0
26. WHOOPING COUGH	0	0	0	0	0	0	0	0	0	0	0
27. YELLOW FEVER	0	0	0	0	0	0	0	0	0	0	0
OTHER LIFE THREATENING MICROBIAL INFECTION											
1. CARBAPENAM RESISTANT ENTEROBACTERIACEA (CRE)	0	0	0	0	0	0	0	0	0	0	0
2. MENINGOCOCCAL MENINGITIS	0	0	0	0	0	0	0	0	0	0	0
OTHER DISEASES UNDER SURVEILLANCE											
1. ACUTE FLACCID PARALYSIS (AFP)	0	0	0	0	0	0	0	0	0	0	0
2. ACUTE GASTROENTERITIS (AGE)	2	0	0	43	125	94	58	14	40	26	402
3. FEVER SURVEILLANCE											
a) Fever <38°C	0	226	415	196	386	125	419	636	522	66	2991
b) Fever ≥38°C	0	28	74	64	209	78	74	16	179	27	749
4. FILARIASIS	0	0	0	0	0	0	0	0	0	0	0
5. INFLUENZA A (H1N1)	1	0	0	0	0	0	0	0	0	0	1
6. INFLUENZA-LIKE ILLNESS (ILI)	22	0	0	20	11	0	0	16	17	0	86
7. MELIOIDOSIS	0	0	0	0	0	0	0	0	0	0	0
8. SEVERE ACUTE RESPIRATORY INFECTION (sARI)	3	0	0	0	0	0	0	0	0	0	3

COMMUNICABLE DISEASES FOR CURRENT WEEK CUMULATIVE BY DISTRICT, 2015, JOHORE STATE

DISEASE	DISTRICT										STATE
	JB	KJ	MR	LG	BP	KG	ST	PN	KT	MG	
NOTIFIABLE DISEASES											
1. CHANCROID	0	0	0	0	0	0	0	0	0	0	0
2. CHOLERA	0	0	0	0	0	0	0	0	0	0	0
3. DENGUE FEVER	4935(12)	383(1)	153(2)	52	277	246(1)	115	69	255(1)	66(1)	6551(18)
DENGUE HAEMORRHAGIC FEVER	7	0	0	0	1	0	0	0	0	0	8
4. DIPHTHERIA	0	0	0	0	0	0	0	0	0	0	0
5. DYSENTERY (all types)	2	2	0	0	0	3	0	0	0	0	7
6. EBOLA	0	0	0	0	0	0	0	0	0	0	0
7. FOOD POISONING (episode)	12	1	1	3	6	0	0	0	2	0	25
FOOD POISONING (case)	459	5	11	151	93	0	0	0	29	0	748
8. GONOCOCCAL INFECTION (all forms)	53	14	0	1	64	7	4	12	0	3	158
9. HAND, FOOT & MOUTH DISEASE (HFMD)	854(2)	176	103	96	134	88	45	33	74	40	1643(2)
10. HIV INFECTION (all forms)	154	25	17	6	8	19	10	6	20	5	270
HIV DEATH	0	0	12	0	0	0	16	0	3	9	40
11. LEPROSY	2	0	0	1	3	0	0	0	0	2	8
12. LEPTOSPIROSIS	56	37	4	1(1)	59	8	7	12	15	6	205(1)
13. MALARIA	5	1	3	0	3	2	1	0	0	2	17
14. MEASLES	18	7	0	0	1	3	0	1	0	2	32
15. PLAGUE	0	0	0	0	0	0	0	0	0	0	0
16. ACUTE POLIOMYELITIS	0	0	0	0	0	0	0	0	0	0	0
17. RABIES	0	0	0	0	0	0	0	0	0	0	0
18. RELAPSING FEVER	0	0	0	0	1	0	0	0	0	0	1
19. SYPHILIS (all forms)	32	6	7	3	4	1	1	4	0	1	59
20. TETANUS (Neonatorum / Adult)	0	0	0	1	1	0	0	0	0	0	2
21. TUBERCULOSIS (all forms)	640	82	80	56	165	82	57	50	89	42	1343
TUBERCULOSIS DEATH	0	0	2	7	0	1	0	0	0	0	10
22. TYPHOID & PARATYPHOID FEVER	2	0	1	0	0	1	0	0	1	1	6
23. TYPHUS & OTHER RECKETTSIOSES	0	0	0	0	0	0	0	0	0	0	0
24. VIRAL ENCEPHALITIS	0	0	0	0	0	0	0	0	0	0	0
25. VIRAL HEPATITIS											
a) Hepatitis A	0	0	0	0	2	0	0	0	0	0	2
b) Hepatitis B	124	22	6	11	16	3	11	3	11	0	207
c) Hepatitis C	43	5	4	1	1	7	9	2	10	3	85
d) Other Hepatitis	0	0	0	0	0	0	0	0	0	0	0
26. WHOOPING COUGH	0	0	0	0	0	6	0	0	0	0	6
27. YELLOW FEVER	0	0	0	0	0	0	0	0	0	0	0
OTHER LIFE THREATENING MICROBIAL INFECTION											
1. CARBAPENAM RESISTANT ENTEROBACTERIACEA (CRE)	0	0	0	0	0	0	0	0	0	0	0
2. MENINGOCOCCAL MENINGITIS	0	0	0	0	0	0	0	0	0	0	0
OTHER DISEASES UNDER SURVEILLANCE											
1. ACUTE FLACCID PARALYSIS (AFP)	2	0	0	0	4	0	0	0	1	0	7
2. ACUTE GASTROENTERITIS (AGE)	2917	39	513	1178	2847	1337	1534	1107	1643	741	13856
3. FEVER SURVEILLANCE											
a) Fever <38°C	5898	5323	42799	8953	14065	4482	17380	17498	16125	1745	134268
b) Fever ≥38°C	114	174	6331	2634	6077	2961	2598	745	5038	983	27655
4. FILARIASIS	0	6	1	1	1	0	0	0	4	0	13
5. INFLUENZA A (H1N1)	15	6	5(1)	3	0	1	0	6	2	0	38(1)
6. INFLUENZA-LIKE ILLNESS (ILI)	565	31	122	733	116	199	0	698	893	1	3358
7. MELIOIDOSIS	4	0	1	2	3	0	2	0	0	0	12
8. SEVERE ACUTE RESPIRATORY INFECTION (sARI)	16	0	0	0	0	0	0	0	0	0	16

NOTIFICATION OF CLUSTER / OUTBREAK BY DISTRICT, 2015, JOHORE STATE

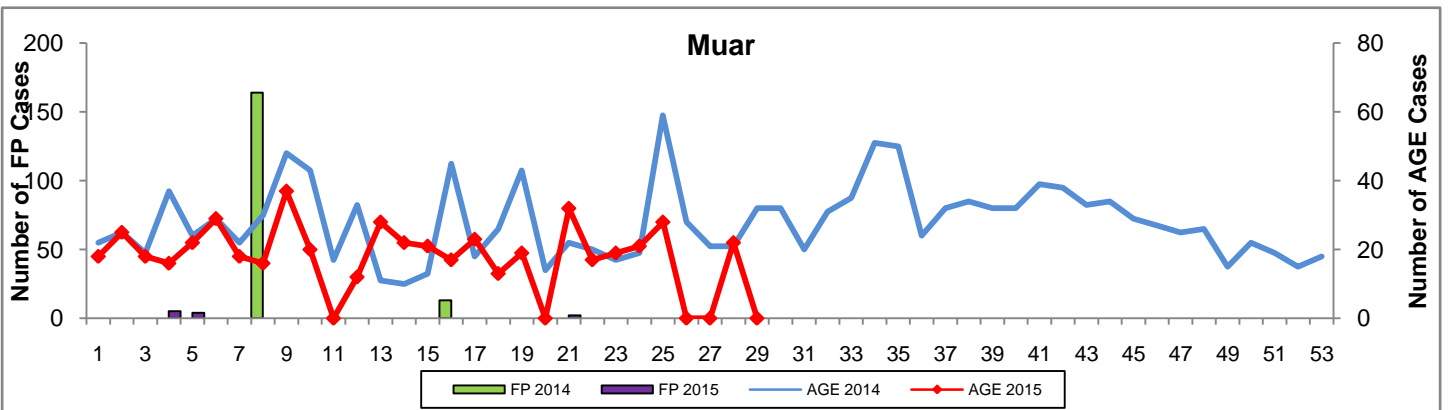
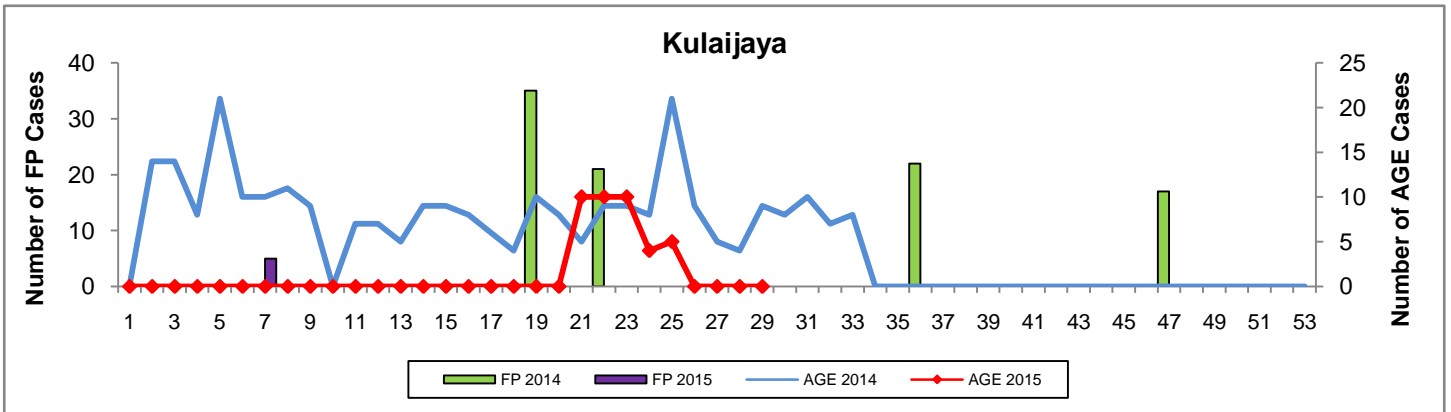
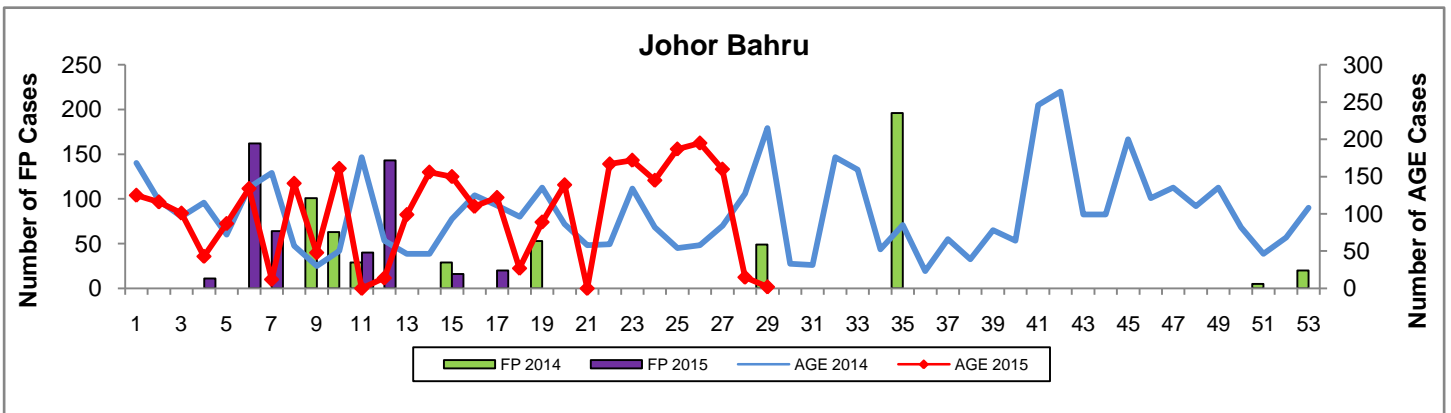
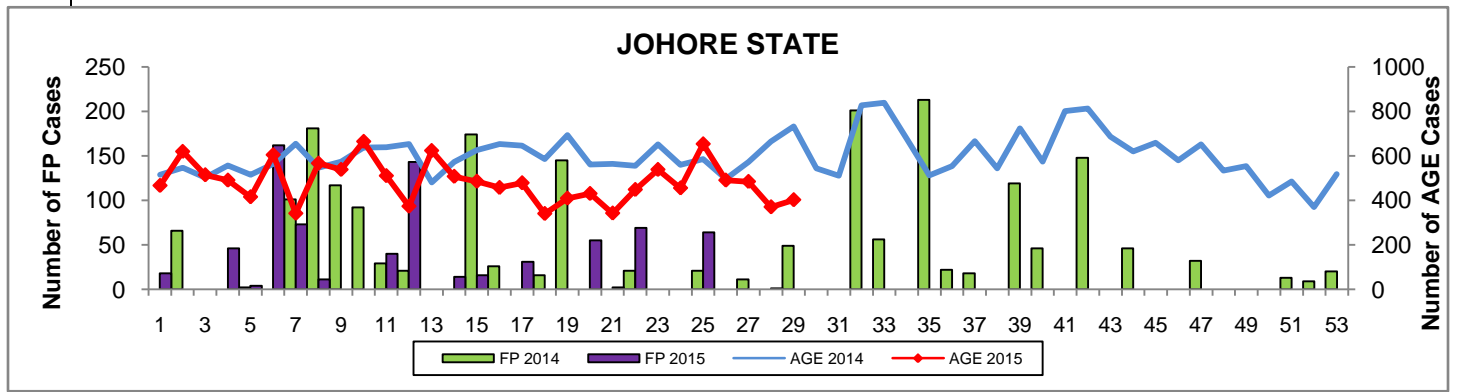
	JB	KJ	MR	LG	BP	KG	ST	PN	KT	MG	STATE
CURRENT WEEK, EW 29											
1	ACUTE GASTROENTERITIS (AGE)	0	0	0	0	0	0	0	0	0	0
2	CHICKEN POX	0	0	0	0	0	0	0	0	0	0
3	CONJUNCTIVITIS	0	0	0	0	0	0	0	0	0	0
4	FOOD POISONING	0	0	0	0	0	0	0	0	0	0
5	HAND, FOOT & MOUTH DISEASE (HFMD)	0	0	0	0	0	0	0	0	0	0
6	HEPATITIS A	0	0	0	0	0	0	0	0	0	0
7	INFLUENZA/ILI	0	0	0	0	0	0	0	0	0	0
8	LEPTOSPIROSIS	0	0	0	0	0	0	0	0	0	0
9	MENINGOCOCCAL MENINGITIS	0	0	0	0	0	0	0	0	0	0
10	PESTICIDE POISONING	0	0	0	0	0	0	0	0	0	0
11	RUBELLA	0	0	0	0	0	0	0	0	0	0
12	UPPER RESPIRATORY TRACT INFECTION (URTI)	0	0	0	0	0	0	0	0	0	0
13	VESICULAR RASHES	0	0	0	0	0	0	0	0	0	0
CURRENT WEEK CUMULATIVE											
1	ACUTE GASTROENTERITIS (AGE)	0	0	0	0	1	0	0	0	0	1
2	CHICKEN POX	2	0	0	0	0	0	0	0	0	2
3	CONJUNCTIVITIS	0	0	0	1	0	0	0	0	0	1
4	FOOD POISONING	10	1	1	3	6	0	0	2	0	23
5	HAND, FOOT & MOUTH DISEASE (HFMD)	18	1	2	1	1	0	0	0	1	24
6	HEPATITIS A	1	0	0	0	0	0	0	0	0	1
7	INFLUENZA	1	2	1	0	0	1	0	0	0	5
8	LEPTOSPIROSIS	0	0	0	0	0	0	0	0	0	0
9	MENINGOCOCCAL MENINGITIS	0	0	0	0	0	0	0	0	0	0
10	PESTICIDE POISONING	0	0	0	0	0	0	0	0	0	0
11	RUBELLA	0	0	0	0	0	0	0	0	0	0
12	UPPER RESPIRATORY TRACT INFECTION (URTI)	0	0	0	0	0	0	0	0	0	0
13	VESICULAR RASHES	0	0	0	0	0	0	0	0	0	0

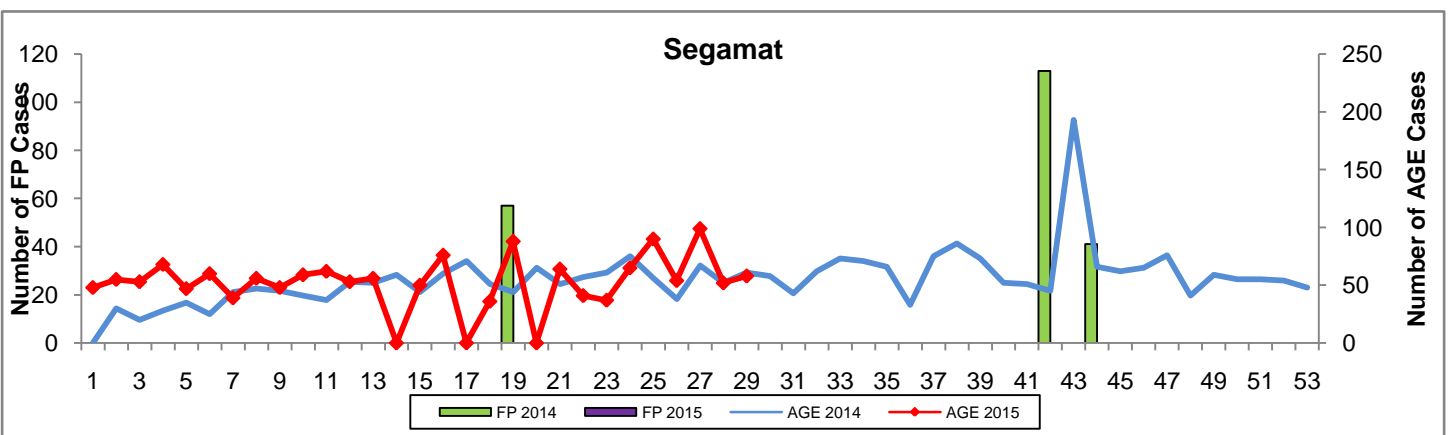
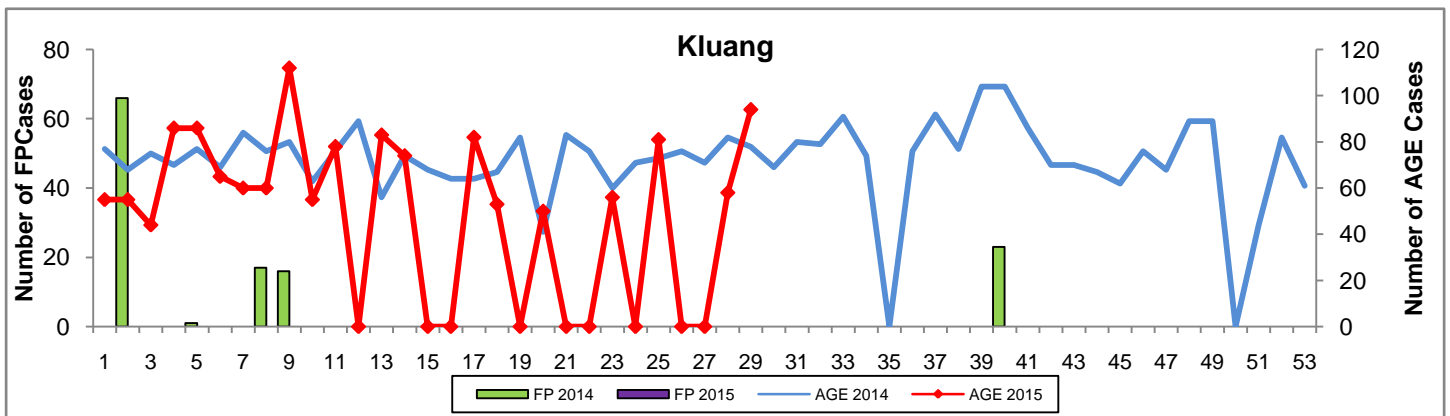
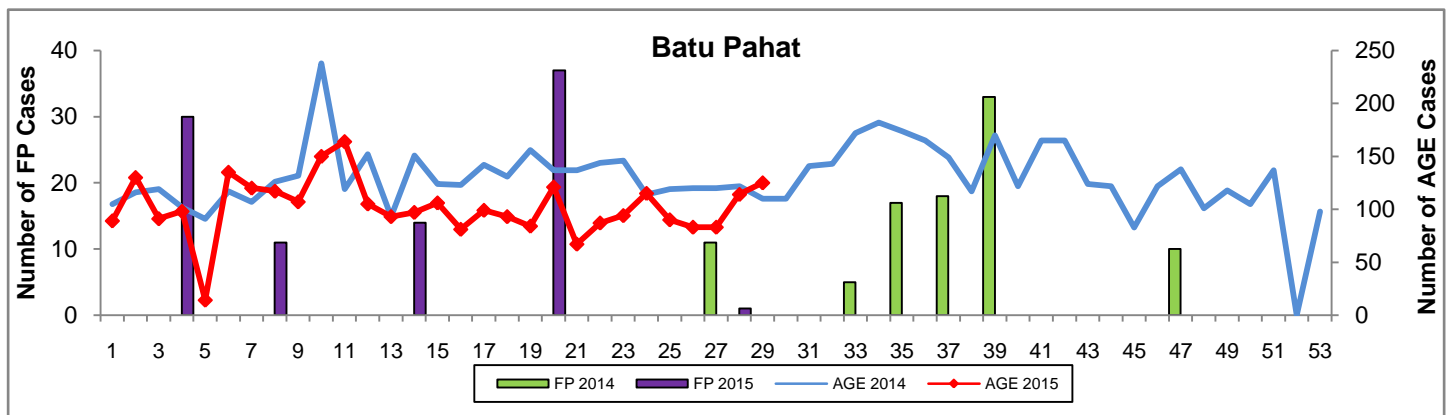
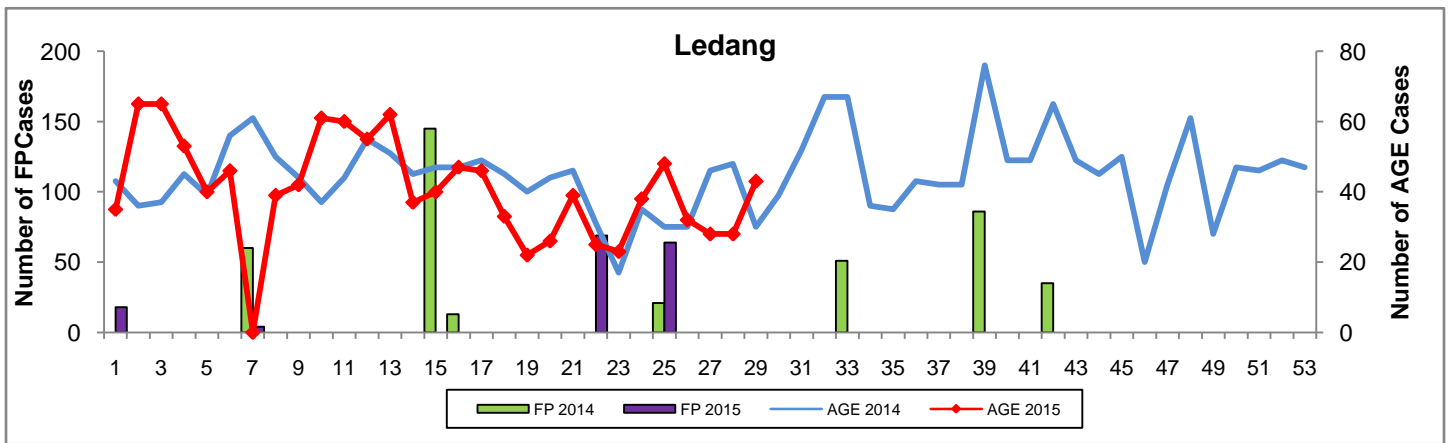
**NOTIFICATION OF COMMUNICABLE DISEASES FOR FOMEMA CASES
BY DISTRICT, 2015, JOHORE STATE**

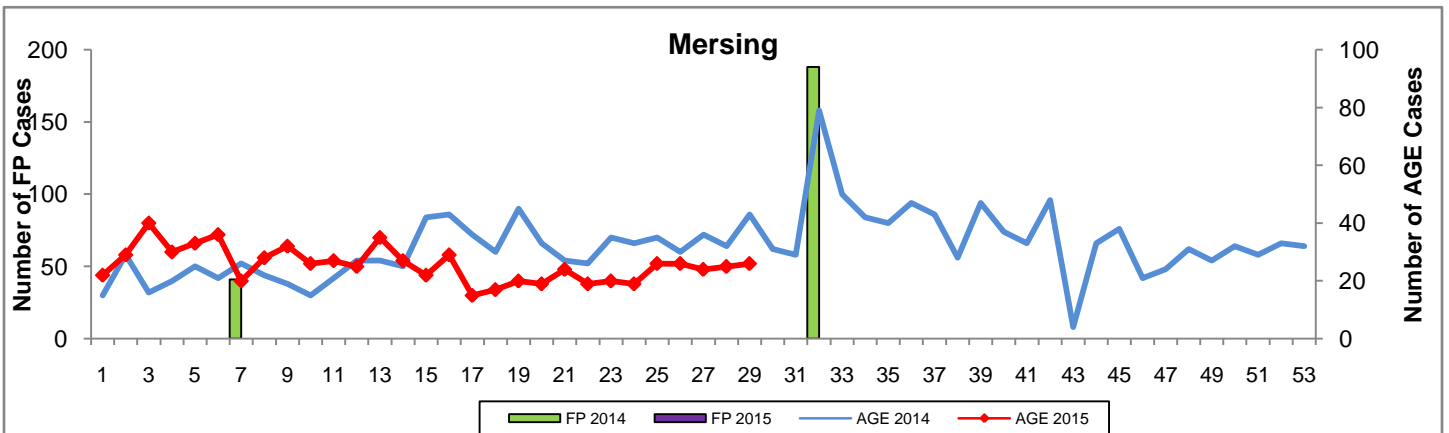
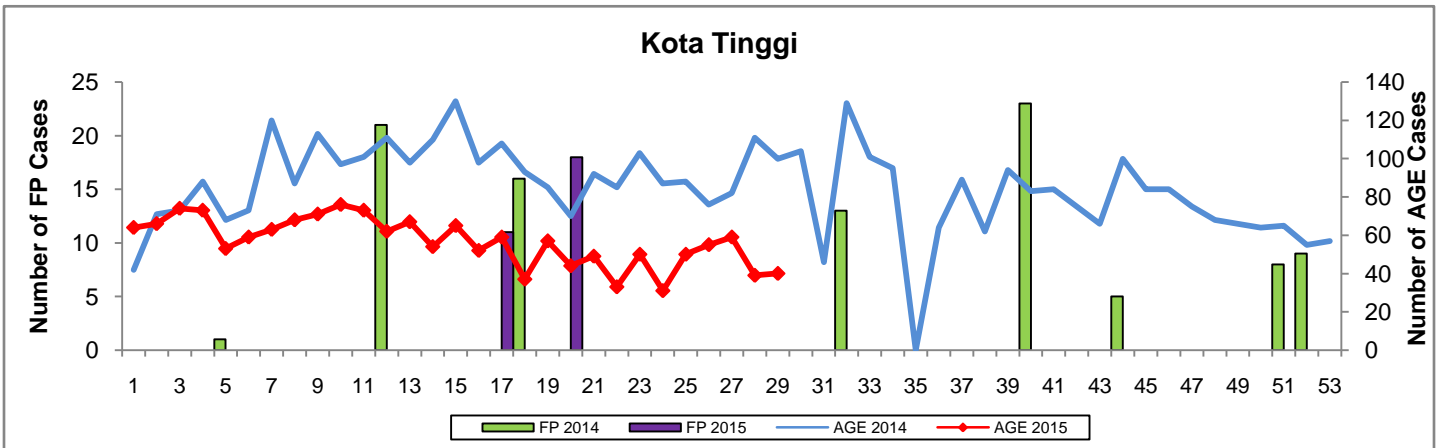
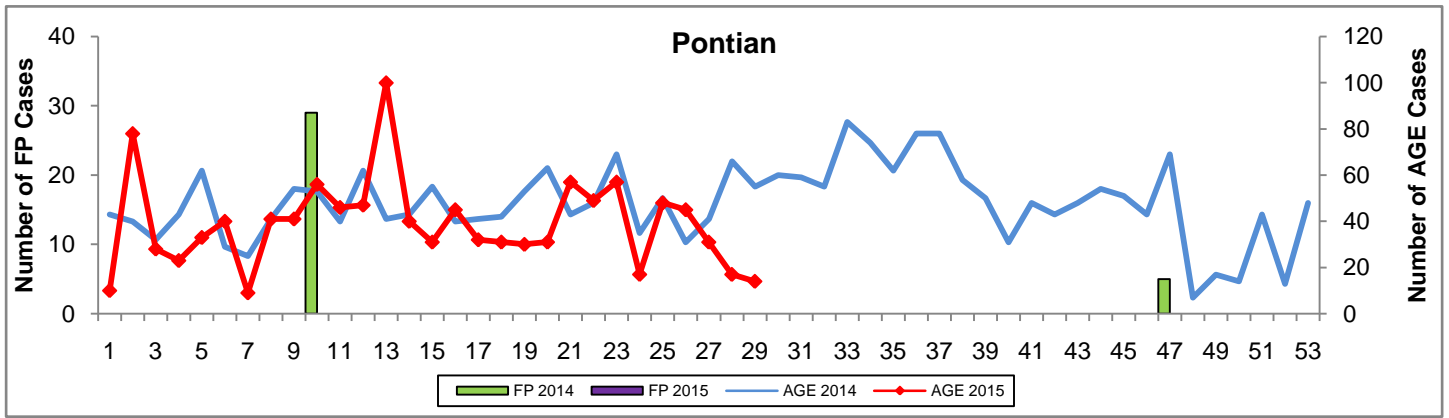
	JB	KJ	MR	LG	BP	KG	ST	PN	KT	MG	STATE
CURRENT WEEK, EW 29											
1.	HEPATITIS B	6	1	0	0	2	3	2	0	0	14
2.	HIV / AIDS	1	0	0	0	0	0	0	0	0	1
3.	LEPROSY	0	0	0	0	0	0	0	0	0	0
4.	MALARIA	1	0	0	0	0	0	0	0	0	1
5.	SYPHILIS	1	0	0	0	0	0	0	0	0	1
6.	TUBERCULOSIS (TB)- CXR	17	2	3	0	0	0	0	0	0	22
CURRENT WEEK CUMULATIVE											
1.	HEPATITIS B	267	17	23	8	38	29	34	16	35	472
2.	HIV / AIDS	29	5	3	0	2	4	3	4	2	52
3.	LEPROSY	2	0	0	0	1	1	0	0	0	4
4.	MALARIA	5	0	0	0	0	0	0	1	0	6
5.	SYPHILIS	28	5	7	0	10	11	2	3	2	68
6.	TUBERCULOSIS (TB)- CXR	1225	156	167	8	163	217	74	47	78	2150

Note: The above cases based on clinic address in FOMEMA website report.

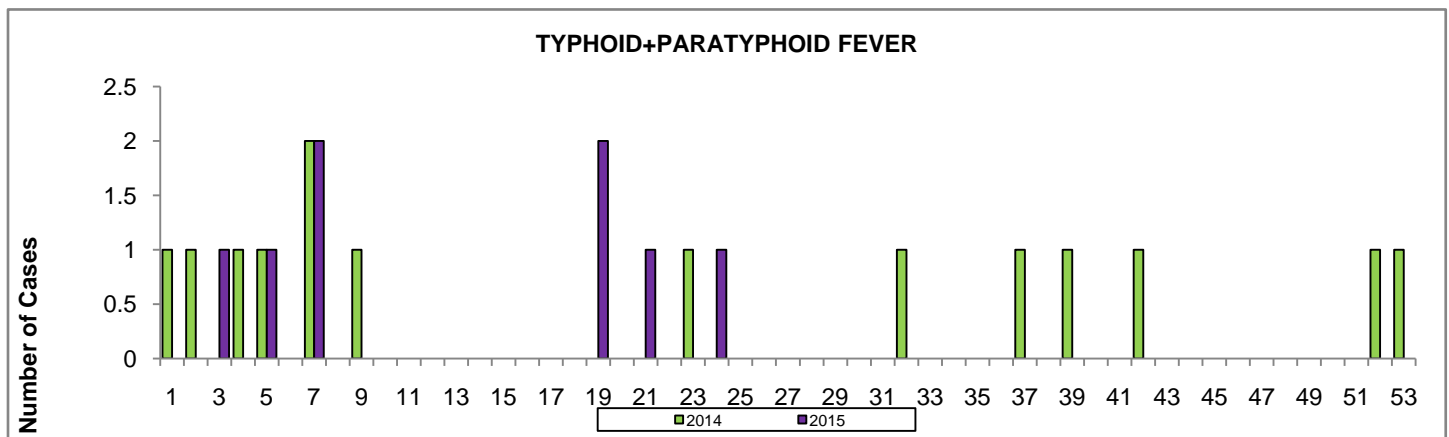
WEEKLY INCIDENCE OF FOOD POISONING, 2014—2015



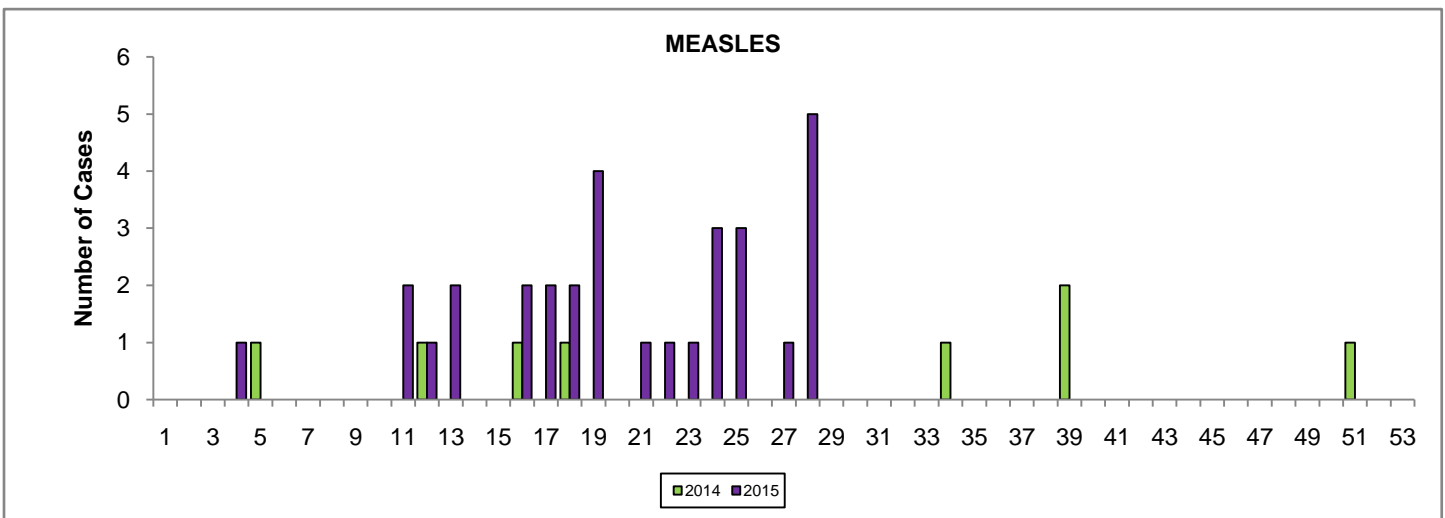
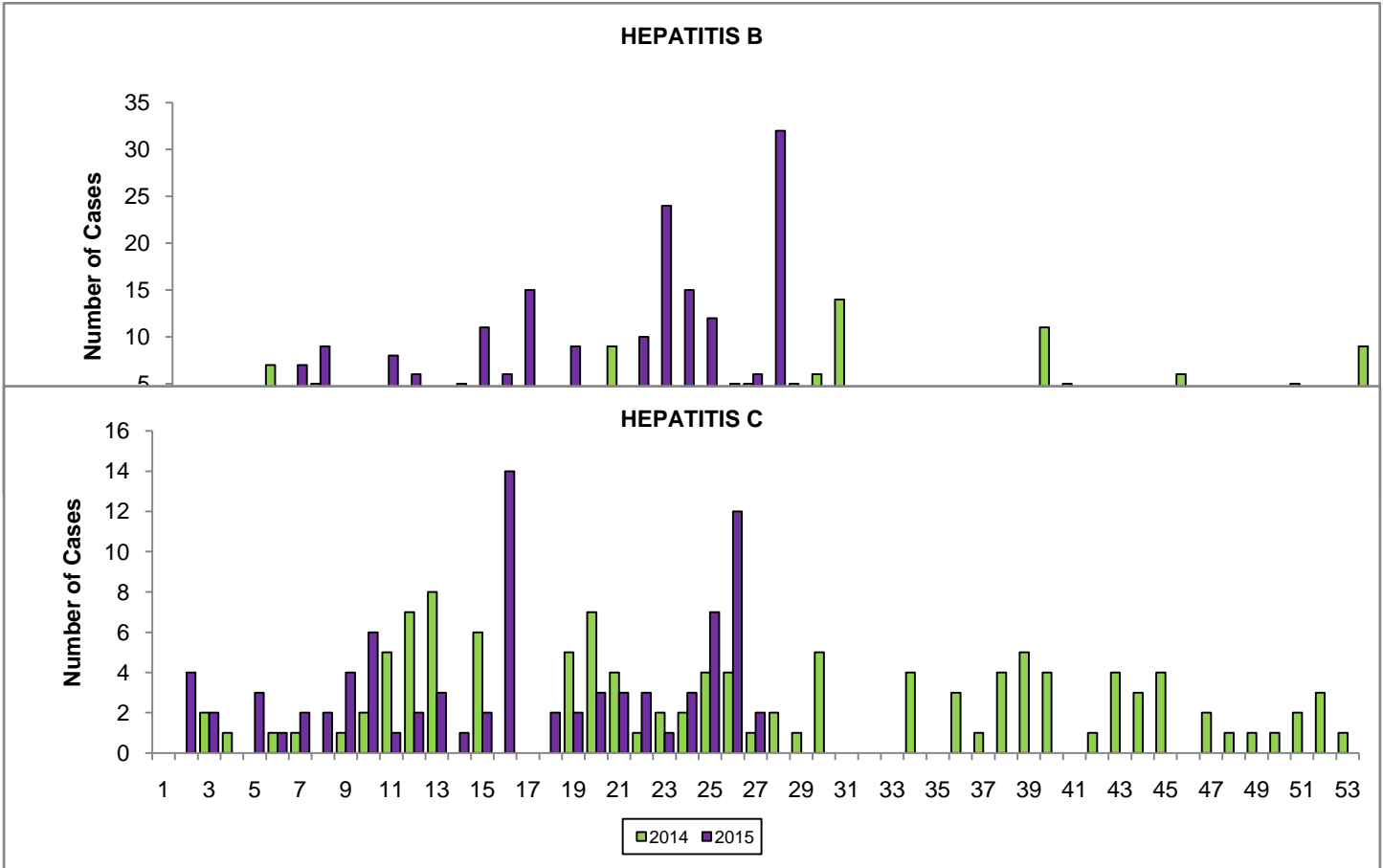




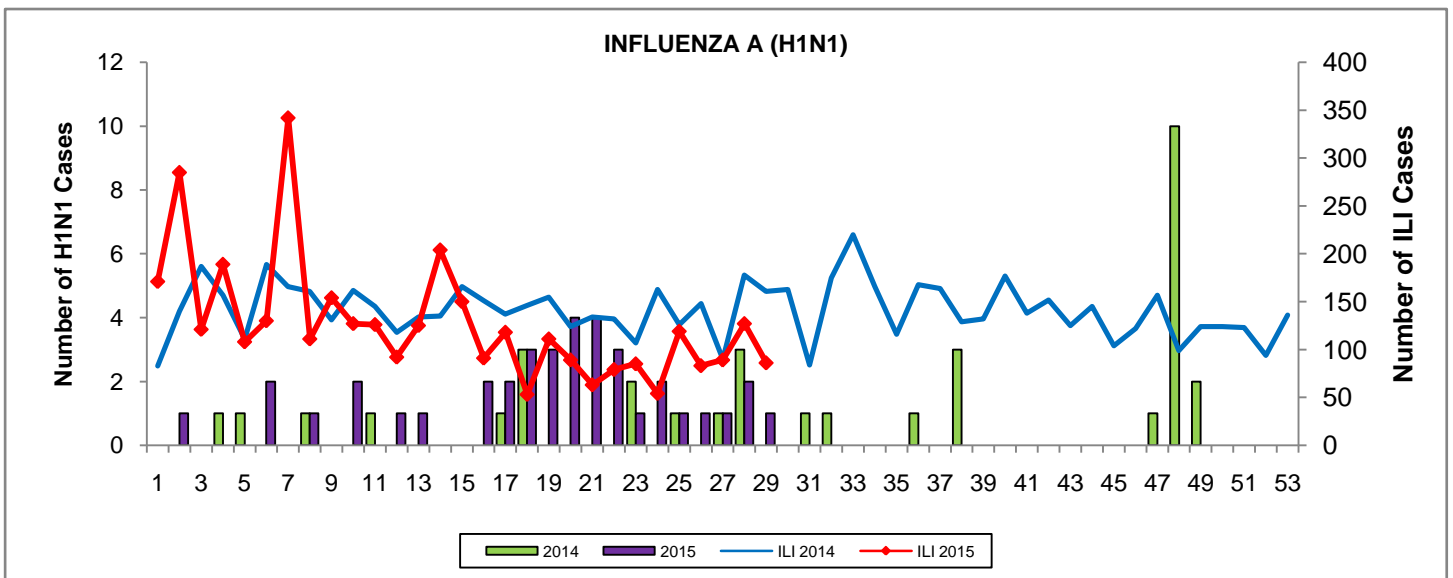
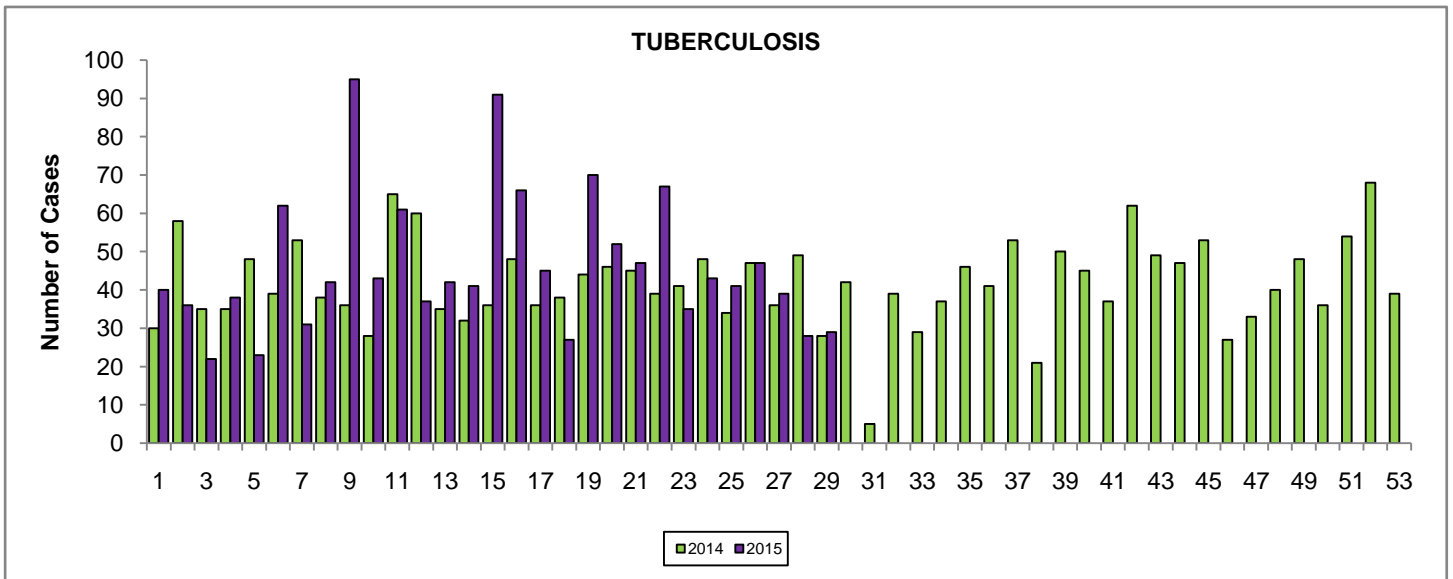
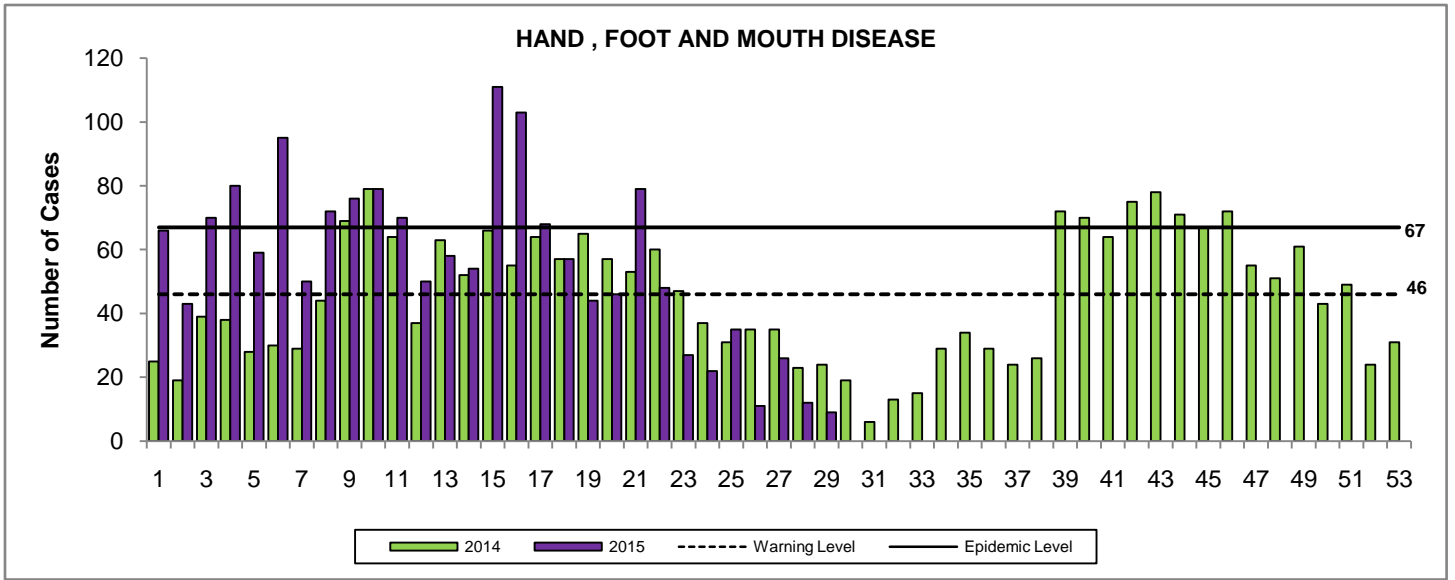
WEEKLY INCIDENCE OF OTHER FOOD WATERBORNE DISEASES, 2013—2014



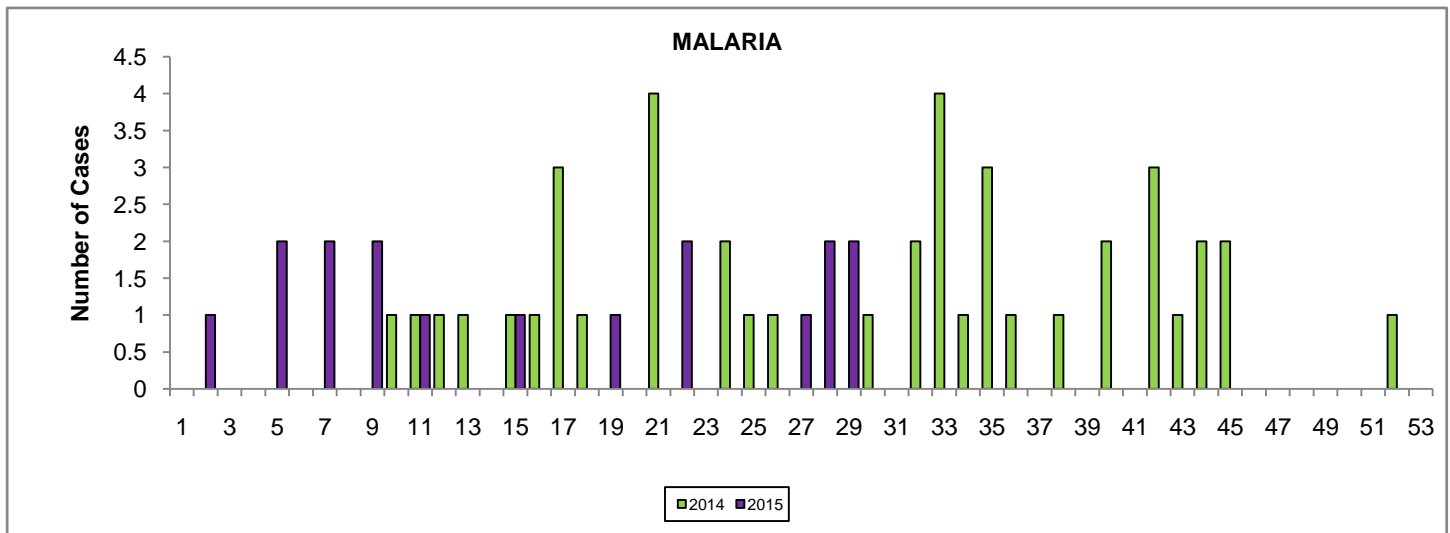
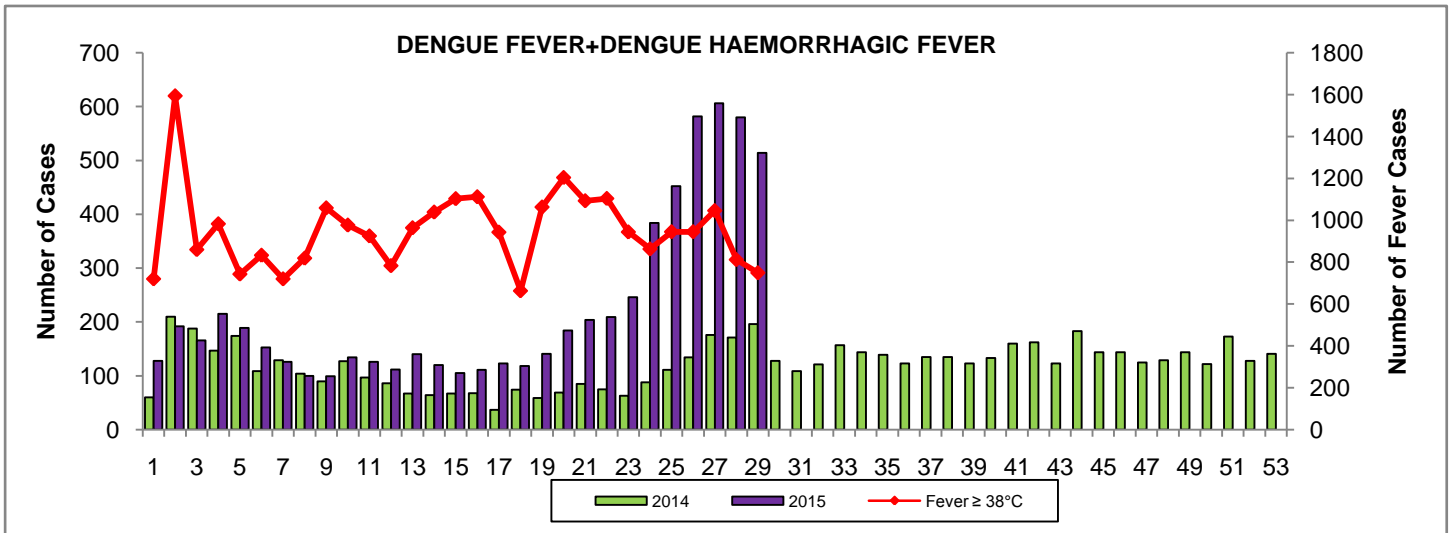
WEEKLY INCIDENCE OF VACCINE PREVENTABLE DISEASES, 2014—2015



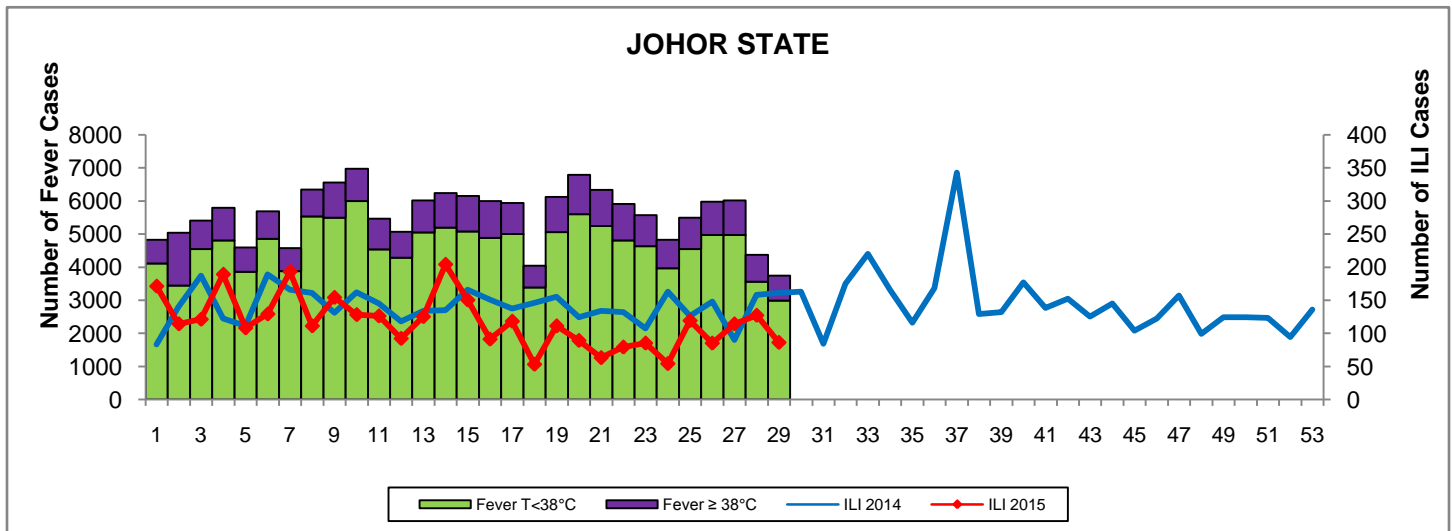
WEEKLY INCIDENCE OF AIR/DROPLET BORNE DISEASES, 2014—2015

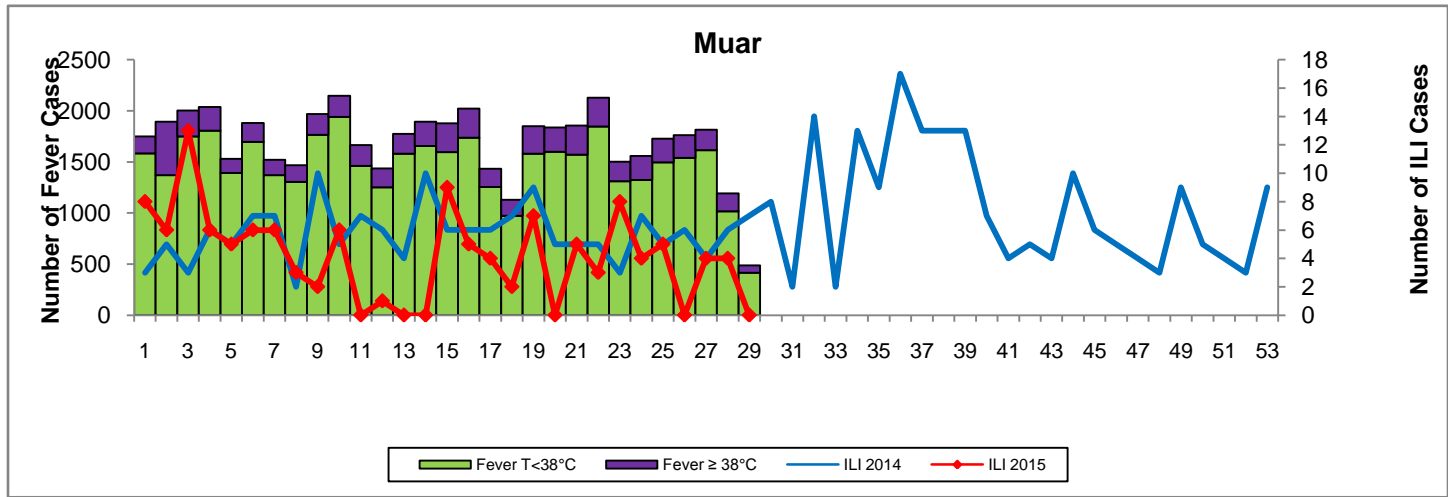
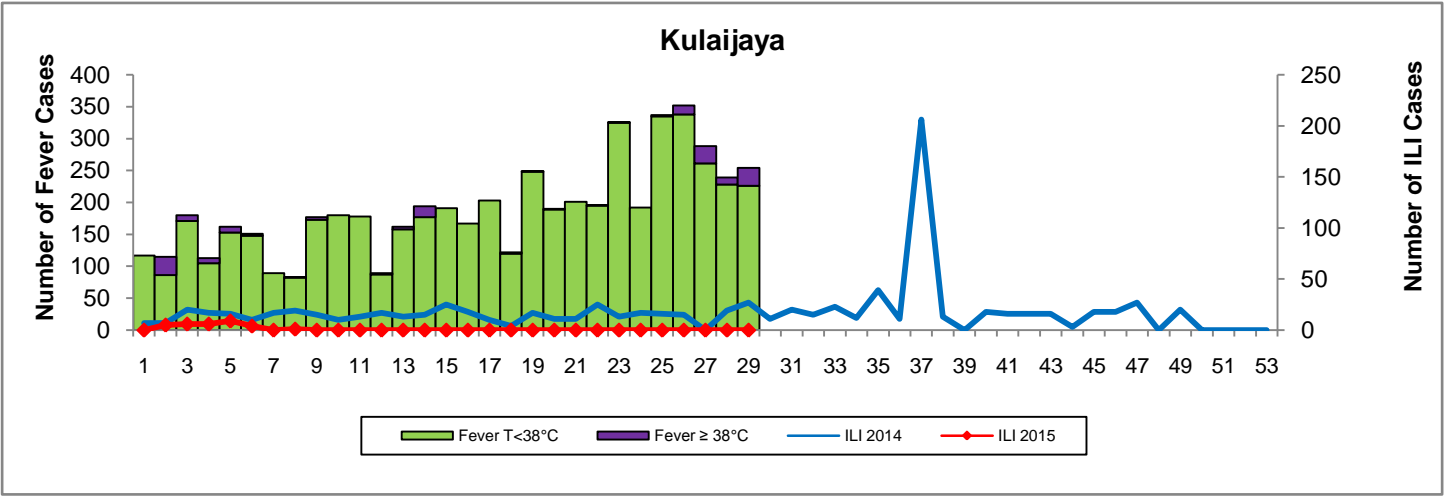
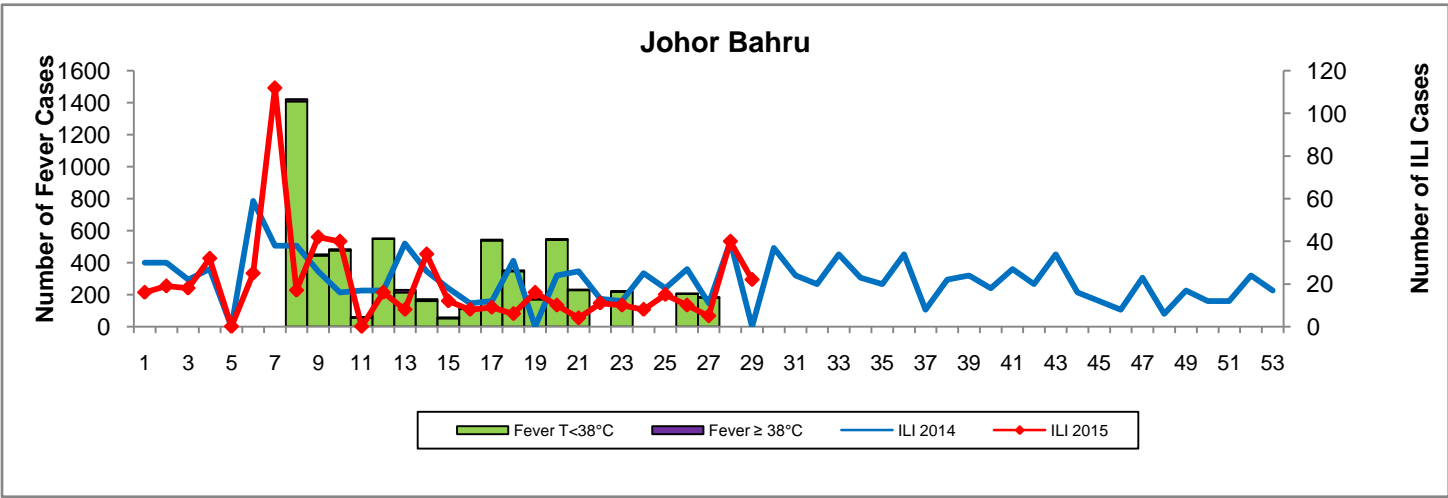


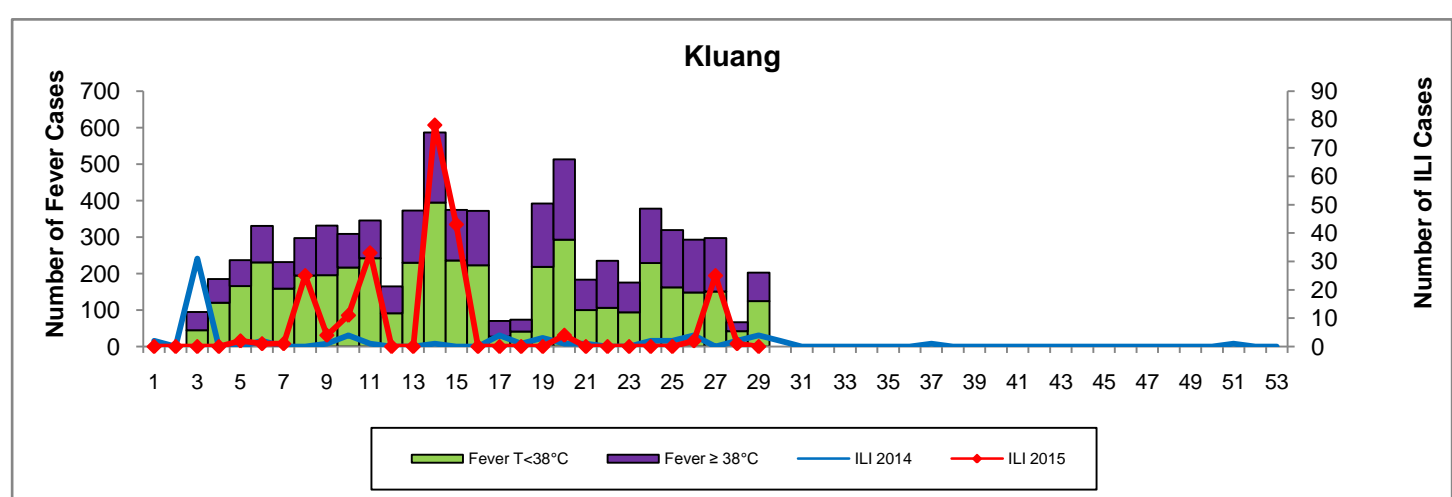
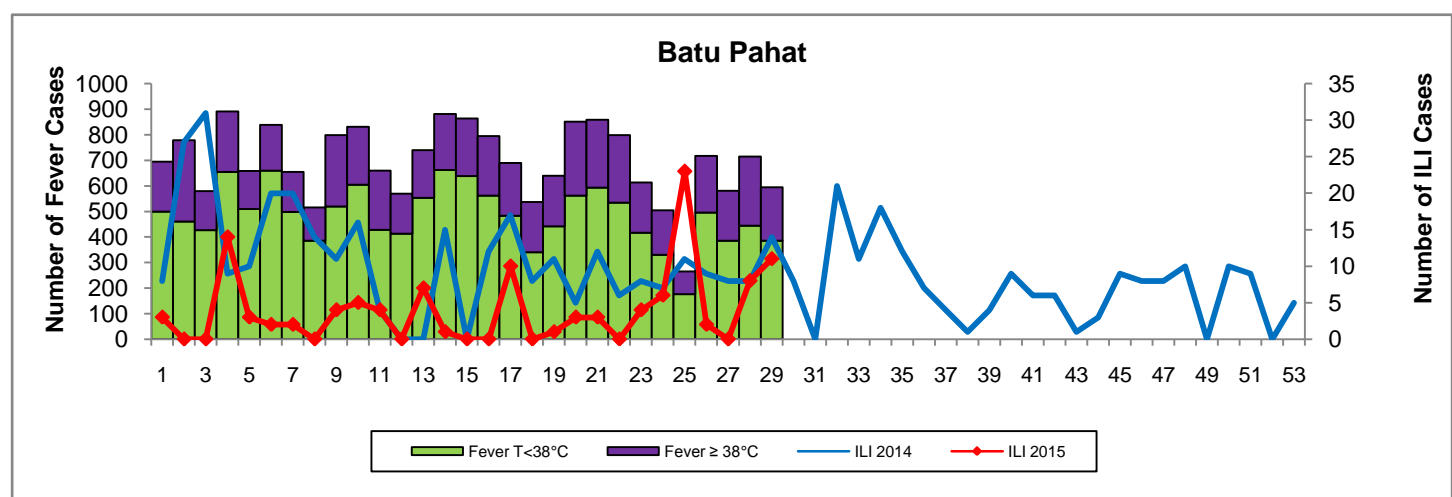
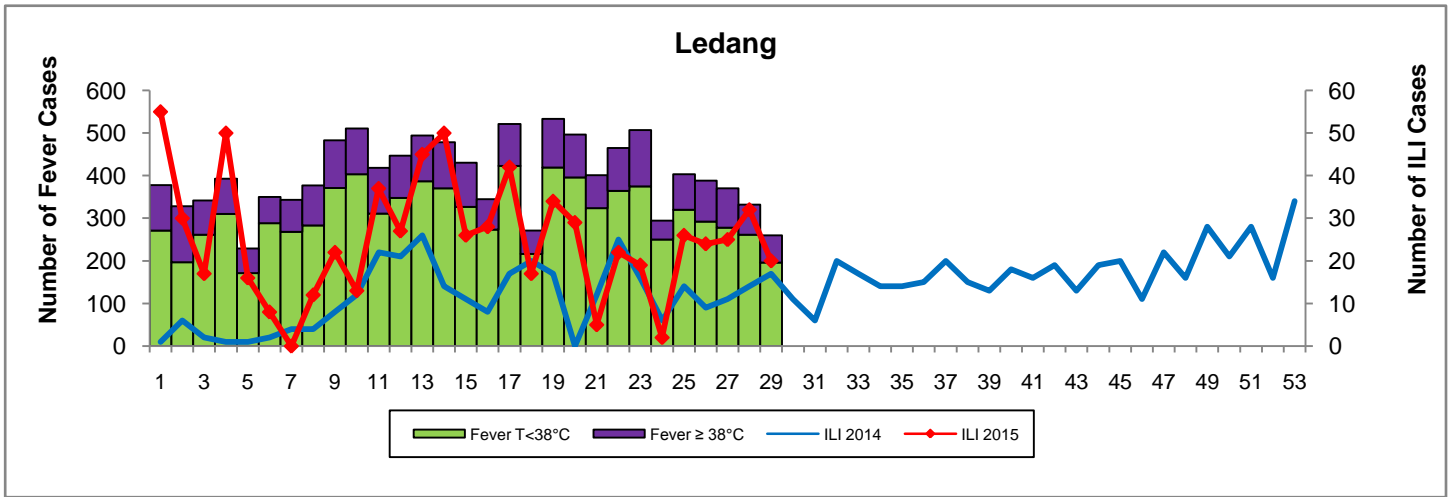
WEEKLY INCIDENCE OF VECTOR-BORNE DISEASES, 2014—2015

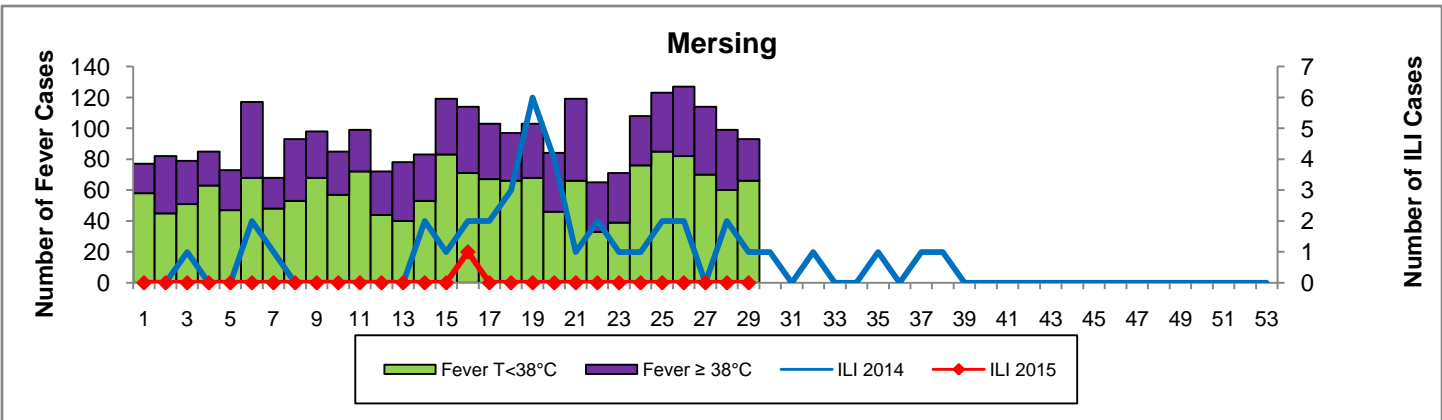
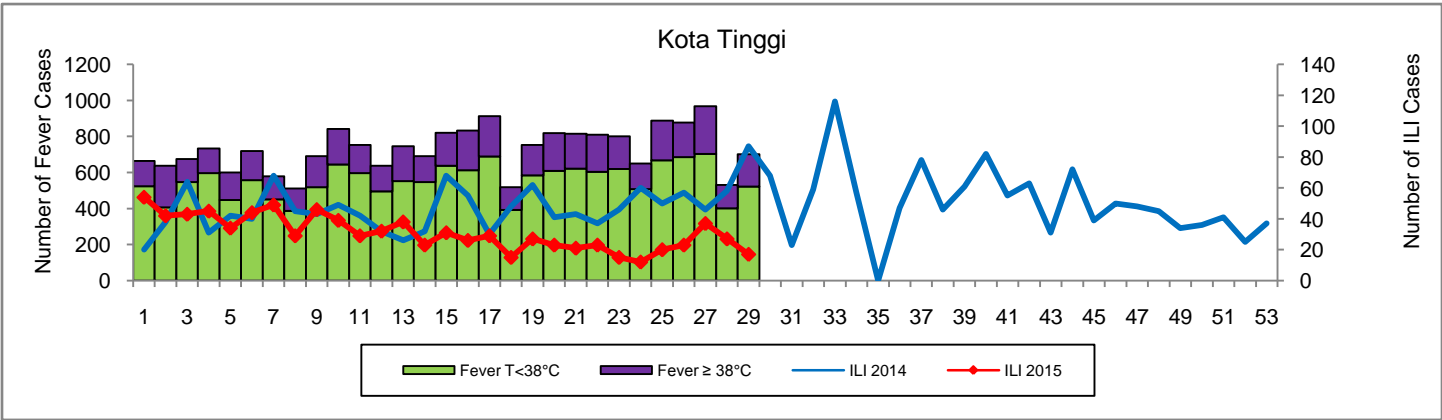
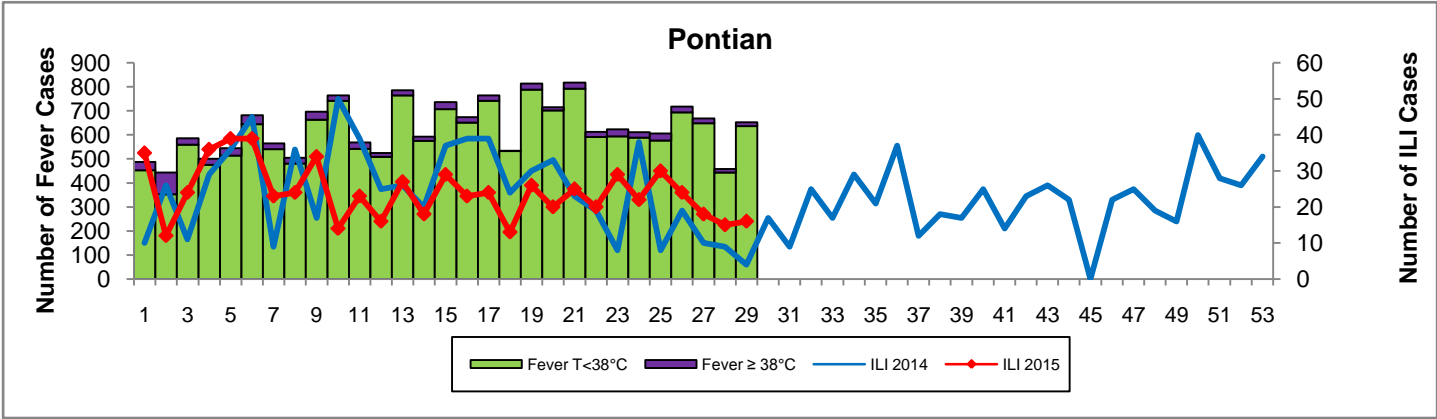
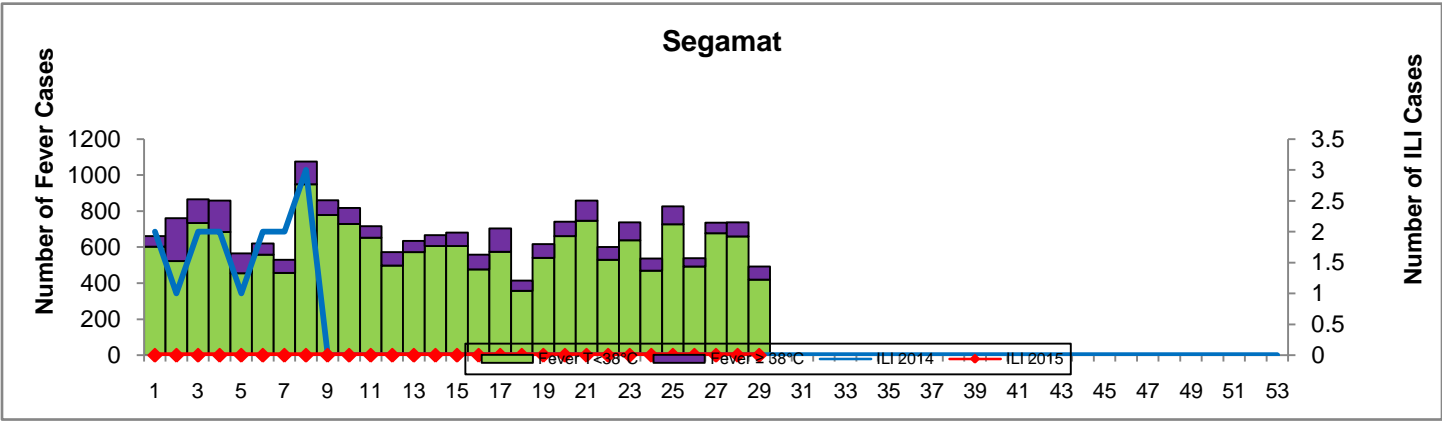


WEEKLY INCIDENCE OF FEVER & ILI SURVEILLANCE, 2015









DENGUE VIRUS SEROTYPING SURVEILLANCE (DVSS) , 2014 – 2015

Sentinel location	No. of sample received				No. of sample fulfilling DVSS criteria				No. of NS 1 Ag positive			
	This epid week		Cumulative		This epid week		Cumulative		This epid week		Cumulative	
	2015	2014	2015	2014	2015	2014	2015	2014	2015	2014	2015	2014
1 HSA, JB	12	24	244	673	12	24	236	671	12	24	236	671
2 HSI, JB	27	6	325	102	24	4	250	42	24	4	250	42
3 HPSF, Muar	0	0	12	97	0	0	12	87	0	0	12	87
4 Hospital Kluang	14	0	40	8	13	0	37	7	13	0	37	7
5 KK Mahmoodiah, JB	0	7	68	136	0	4	34	68	0	4	34	68
6 KK Sultan Ismail, JB	1	0	13	29	1	0	9	18	1	0	9	18
7 KK Pasir Gudang, JB	7	2	32	52	6	1	31	31	6	1	31	31
8 KK Mengkibol, Kluang	0	1	7	20	0	1	6	15	0	1	6	15
9 KK Batu Pahat	1	1	138	86	1	1	129	77	1	1	129	77

BACTERIOLOGICAL SURVEILLANCE

A. Enteric Pathogen Identified During Food Poisoning/AGE Event 2014 – 2015, Johor State

Analysis	No. of sample received				No. of positive sample			
	This epid week		Cumulative		This epid week		Cumulative	
	2015	2014	2015	2014	2015	2014	2015	2014
1 <i>Salmonella typhi</i>	3	6	360	404	0	0	0	0
2 <i>Salmonella spp. (other than S. typhi)</i>	3	6	335	404	0	0	18	4
3 <i>Vibrio cholerae</i>	0	6	332	404	0	0	0	0
4 <i>Vibrio spp. (other than V. cholerae)</i>	0	6	332	404	0	0	7	0
5 <i>Enteropathogenic E.coli (EPEC)</i>	0	6	332	404	0	0	5	0
6 <i>Enterohaemorrhagic E.coli (EHEC)</i>	0	6	332	404	0	0	0	0
7 <i>Shigella spp.</i>	0	6	332	404	0	0	0	0
8 <i>Bacillus cereus (positive enterotoxin)</i>	0	6	332	404	0	0	12	2
9 <i>Staphylococcus aureus (positive enterotoxin)</i>	0	6	332	404	0	0	17	12
10 <i>Campylobacter</i>	0	6	332	404	0	0	0	0

B. Pathogen Identified in the Community via Health Centre / Health Office 2014 – 2015, Johor State

Analysis	No. of sample received				No. of positive sample			
	This epid week		Cumulative		This epid week		Cumulative	
	2015	2014	2015	2014	2015	2014	2015	2014
1 <i>Neisseria meningitidis</i>	0	38	232	1645	0	0	0	5
2 <i>Haemophilus influenzae</i>	0	38	232	1645	0	0	0	32
3 <i>Klebsiella pneumoniae</i>	0	38	232	1645	0	4	5	90
4 <i>Pseudomonas aeruginosa</i>	0	38	232	1645	0	0	0	14
5 <i>Streptococcus pneumoniae</i>	0	38	232	1645	0	0	0	3
6 <i>Streptococcus species</i>	0	38	232	1645	0	0	0	10
7 <i>Staphylococcus aureus</i>	0	38	232	1645	0	0	0	9
8 <i>Enterobacter species</i>	0	38	232	1645	0	0	0	3
9 <i>Burkholderia pseudomallei</i>	0	38	232	1645	0	0	0	0
10 <i>Bordetella pertussis</i>	0	38	232	1645	0	0	0	0
11 <i>Acinetobacter baumannii</i>	0	38	232	1645	0	0	1	0
12 <i>Carbapenam Resistant Enterobacteriaceae (CRE)</i>	0	38	232	1645	0	0	0	0
13 <i>Methicillin Resistant Staphylococcus Aureus (MRSA)</i>	0	38	232	1645	0	0	0	0

No. of Positive Sample For Current Week, By District, 2015, Johore State

Analysis	DISTRICT										
	JB	KJ	MR	LG	BP	KG	ST	PN	KT	MG	STATE
A. Enteric Pathogen Identified During Food Poisoning/AGE Event											
1 <i>Salmonella typhi</i>	0	0	0	0	0	0	0	0	0	0	0
2 <i>Salmonella spp. (other than S. typhi)</i>	0	0	0	0	0	0	0	0	0	0	0
3 <i>Vibrio cholerae</i>	0	0	0	0	0	0	0	0	0	0	0
4 <i>Vibrio spp. (other than V. cholerae)</i>	0	0	0	0	0	0	0	0	0	0	0
5 <i>Enteropathogenic E.coli (EPEC)</i>	0	0	0	0	0	0	0	0	0	0	0
6 <i>Enterohaemorrhagic E.coli (EHEC)</i>	0	0	0	0	0	0	0	0	0	0	0
7 <i>Shigella spp.</i>	0	0	0	0	0	0	0	0	0	0	0
8 <i>Bacillus cereus (positive enterotoxin)</i>	0	0	0	0	0	0	0	0	0	0	0
9 <i>Staphylococcus aureus (positive enterotoxin)</i>	0	0	0	0	0	0	0	0	0	0	0
10 <i>Campylobacter</i>	0	0	0	0	0	0	0	0	0	0	0
B. Pathogen Identified in the Community via Health Centre / Health Office											
1 <i>Neisseria meningitidis</i>	0	0	0	0	0	0	0	0	0	0	0
2 <i>Haemophilus influenzae</i>	0	0	0	0	0	0	0	0	0	0	0
3 <i>Klebsiella pneumoniae</i>	0	0	0	0	0	0	0	0	0	0	0
4 <i>Pseudomonas aeruginosa</i>	0	0	0	0	0	0	0	0	0	0	0
5 <i>Streptococcus pneumoniae</i>	0	0	0	0	0	0	0	0	0	0	0
6 <i>Streptococcus species</i>	0	0	0	0	0	0	0	0	0	0	0
7 <i>Staphylococcus aureus</i>	0	0	0	0	0	0	0	0	0	0	0
8 <i>Enterobacter species</i>	0	0	0	0	0	0	0	0	0	0	0
9 <i>Burkholderia pseudomallei</i>	0	0	0	0	0	0	0	0	0	0	0
10 <i>Bordetella pertussis</i>	0	0	0	0	0	0	0	0	0	0	0
11 <i>Acinetobacter baumannii</i>	0	0	0	0	0	0	0	0	0	0	0
12 <i>CRE</i>	0	0	0	0	0	0	0	0	0	0	0
13 <i>MRSA</i>	0	0	0	0	0	0	0	0	0	0	0

No. of Positive Sample For Current Week Cumulative, By District, 2015, Johore State

Analysis	DISTRICT										
	JB	KJ	MR	LG	BP	KG	ST	PN	KT	MG	STATE
A. Enteric Pathogen Identified During Food Poisoning/AGE Event											
1 <i>Salmonella typhi</i>	0	0	0	0	0	0	0	0	0	0	0
2 <i>Salmonella spp. (other than S. typhi)</i>	0	0	2	0	0	0	13	0	0	0	15
3 <i>Vibrio cholerae</i>	0	0	0	0	0	0	0	0	0	0	0
4 <i>Vibrio spp. (other than V. cholerae)</i>	0	0	2	5	0	0	0	0	0	0	7
5 <i>Enteropathogenic E.coli (EPEC)</i>	1	0	0	3	1	0	0	0	0	0	5
6 <i>Enterohaemorrhagic E.coli (EHEC)</i>	0	0	0	0	0	0	0	0	0	0	0
7 <i>Shigella spp.</i>	0	0	0	0	0	0	0	0	0	0	0
8 <i>Bacillus cereus (positive enterotoxin)</i>	12	0	0	0	0	0	0	0	0	0	12
9 <i>Staphylococcus aureus (positive enterotoxin)</i>	0	1	5	0	7	0	0	0	2	1	16
10 <i>Campylobacter</i>	0	0	0	0	0	0	0	0	0	0	0
B. Pathogen Identified in the Community via Health Centre / Health Office											
1 <i>Neisseria meningitidis</i>	0	0	0	0	0	0	0	0	0	0	0
2 <i>Haemophilus influenzae</i>	0	0	0	0	0	0	0	0	0	0	0
3 <i>Klebsiella pneumoniae</i>	0	0	0	0	0	0	0	0	0	0	0
4 <i>Pseudomonas aeruginosa</i>	0	0	0	0	0	0	0	0	0	0	0
5 <i>Streptococcus pneumoniae</i>	0	0	0	0	0	0	0	0	0	0	0
6 <i>Streptococcus species</i>	0	0	0	0	0	0	0	0	0	0	0
7 <i>Staphylococcus aureus</i>	0	0	0	0	0	0	0	0	0	0	0
8 <i>Enterobacter species</i>	0	0	0	0	0	0	0	0	0	0	0
9 <i>Burkholderia pseudomallei</i>	0	0	0	0	0	0	0	0	0	0	0
10 <i>Bordetella pertussis</i>	0	0	0	0	0	0	0	0	0	0	0
11 <i>Acinetobacter baumannii</i>	0	0	0	0	0	0	0	0	0	0	0
12 <i>CRE</i>	0	0	0	0	0	0	0	0	0	0	0
13 <i>MRSA</i>	0	0	0	0	0	0	0	0	0	0	0

WEEKLY OUTBREAK SUMMARY, 2015: EPID WEEK 29

Nil

Note: Please verify with the Epidemiology (CDC) Unit, Public Health Division, Johor State Health Department before quoting above figures and outbreak summary.

WEEKLY OUTBREAK SUMMARY, 2015: EPID WEEK 29

Note: Please verify with the Epidemiology (CDC) Unit, Public Health Division, Johor State Health Department before quoting above figures and outbreak summary.