

EPIDEMIOLOGICAL BULLETIN

EPID WEEK 04

DATE : 24.01.2016 – 30.01.2016

OUTBREAKS / CLUSTERS / UNUSUAL EVENTS EW 4

No	District	Locality	Disease /event	Number of cases
1	JOHOR BAHRU	Tmn.Sri Pulai Perdana, JB	HFMD	2
2	JOHOR BAHRU	Stepping Stones Childcare, Kg Mohd Amin, JB	ILI	9
3	BATU PAHAT	SK Sri Puleh, BP	KeracunanMakanan	46
4	JOHOR BAHRU	SJKC Foon Yew 5, Tmn Mount Austin, JB	URTI	26
5	JOHOR BAHRU	SJKC Foon Yew 1, JB	URTI	16
6	JOHOR BAHRU	SJKC Pei Chih, Tmn Desa Cemerlang, JB	URTI	27
7	JOHOR BAHRU	SK.Permas Jaya 4, JB	ILI	11

Advisor

Dr Hajah Fatimah bt. Othman

Editorial Board

Dr Abu Hassan Sha'ari Abdul Kadir
Dr Linayanti Rosli

Editorial Staff

En. Zainalabidin Mokhtar
Pn. Sharliza Ramli
En. Khairul Azreen

Communicable Diseases Control & Surveillance Unit
Johor Health Department (Public Health Section)
Jalan Persiaran Permai, 81200 Johor Bahru

Tel: 07-2356136 Fax: 07-2356221 influenzajknj09@g.mail.com

Sumber : [enotifikasi/edengue/ewabak/emeasles/buletinMKA](#)

Weekly highlights

- 24 January 2016, the National IHR Focal Point of Thailand notified WHO of 1 laboratory-confirmed case of Middle East respiratory syndrome coronavirus (MERS-CoV) infection. This is the country's second case of MERS-CoV infection. The patient travelled to Thailand to seek medical care.

1. COMMUNICABLE DISEASES FOR CURRENT WEEK, 2015 AND 2016, JOHORE STATE

DISEASE		EW 4 2016	EW 4 2015	MEDIAN	CUMULATIVE 2016	CUMULATIVE 2015
NOTIFIABLE DISEASES						
1.	CHANCROID	0	0	0	0	0
2.	CHOLERA	0	0	0	0	0
3.	DENGUE FEVER	460	215	53	700	2113(1)
	DENGUE HAEMORRHAGIC FEVER	0	0	1	1	2
4.	DIPHTHERIA	0	0	0	0	0
5.	DYSENTERY (all types)	0	0	0	1	0
6.	EBOLA	0	0	0	0	0
7.	FOOD POISONING (episode)	1	1	0	3	4
	FOOD POISONING (case)	27	8	3	29	197
8.	GONOCOCCAL INFECTION (all forms)	2	4	1	18	18
9.	HAND, FOOT & MOUTH DISEASE (HFMD)	22	70	9	241	91
10.	HIV INFECTION (all forms)	9	10	4	44	52
	HIV DEATH	0	0	0	0	3
11.	LEPROSY	0	0	0	0	0
12.	LEPTOSPIROSIS	11(1)	2	1	10	24(2)
13.	MALARIA	0	0	1	1	3
14.	MEASLES	0	0	0	0	2
15.	PLAGUE	0	0	0	0	0
16.	ACUTE POLIOMYELITIS	0	0	0	0	0
17.	RABIES	0	0	0	0	0
18.	RELAPSING FEVER	0	0	0	0	0
19.	SYPHILIS (all forms)	4	0	1	5	15
20.	TETANUS (Neonatorum / Adult)	0	0	0	0	0
21.	TUBERCULOSIS (all forms)	41	39	29	140	192
	TUBERCULOSIS DEATH	1	0	0	0	2
22.	TYPHOID & PARATYPHOID FEVER	0	0	0	1	1
23.	TYPHUS & OTHER RECKETTSIOSES	0	0	0	0	0
24.	VIRAL ENCEPHALITIS	0	0	0	0	0
25.	VIRAL HEPATITIS					
	a) Hepatitis A	1	0	0	1	2
	b) Hepatitis B	17	0	0	7	28
	c) Hepatitis C	6	0	1	6	15
	d) Other Hepatitis	0	0	0	0	0
26.	PERTUSSIS	0	0	0	0	2
27.	YELLOW FEVER	0	0	0	0	0
OTHER DISEASES UNDER SURVEILLANCE						
1	ACUTE FLACCID PARALYSIS (AFP)	0	0	0	0	1
2	ACUTE GASTROENTERITIS (AGE)	162	73	624	277	652
3	FILARIASIS	0	0	0	0	0
4	INFLUENZA-LIKE ILLNESS (ILI)	887	189	138	595	3372
5	SEVERE ACUTE RESPIRATORY INFECTION (sARI)	6	0	0	1	10
6	MELIOIDOSIS	0	0	0	0	2
7	BRUCELLOSIS	0	0	0	0	1

2. COMMUNICABLE DISEASES 2012 – 2016, JOHORE STATE

DISEASE		2012	2013	2014	CUMULATIVE 2015	2016
NOTIFIABLE DISEASES						
1.	CHANCROID	0	0	0	0	0
2.	CHOLERA	0	0	0	0	0
3.	DENGUE FEVER	123	201	590	700	2113(1)
	DENGUE HAEMORRHAGIC FEVER	6	9	1	1	2
4.	DIPHThERIA	0	0	0	0	0
5.	DYSENTERY (all types)	1	0	0	1	0
6.	EBOLA	0	0	0	0	0
7.	FOOD POISONING (episode)	0	5	1	3	4
	FOOD POISONING (case)	0	277	3	29	197
8.	GONOCOCCAL INFECTION (all forms)	0	6	3	18	18
9.	HAND, FOOT & MOUTH DISEASE (HFMD)	0	58	47	241	91
10.	HIV INFECTION (all forms)	0	73	52	44	52
	HIV DEATH	0	0	0	0	3
11.	LEPROSY	0	0	1	0	0
12.	LEPTOSPIROSIS	0	4	5	10	24(2)
13.	MALARIA	2	6	0	1	3
14.	MEASLES	0	1	0	0	2
15.	PLAGUE	0	0	0	0	0
16.	ACUTE POLIOMYELITIS	0	0	0	0	0
17.	RABIES	0	0	0	0	0
18.	RELAPSING FEVER	0	0	0	0	0
19.	SYPHILIS (all forms)	0	9	7	5	15
20.	TETANUS (Neonatorum / Adult)	0	0	0	0	0
21.	TUBERCULOSIS (all forms)	0	153	160	140	192
	TUBERCULOSIS DEATH	0	0	0	0	2
22.	TYPHOID & PARATYPHOID FEVER	0	4	3	1	1
23.	TYPHUS & OTHER RECKETTSIOSES	0	0	0	0	0
24.	VIRAL ENCEPHALITIS	0	0	0	0	0
25.	VIRAL HEPATITIS					
	a) Hepatitis A	0	2	0	1	2
	b) Hepatitis B	0	7	1	7	28
	c) Hepatitis C	0	8	2	6	15
	d) Other Hepatitis	0	0	0	0	0
26.	PERTUSSIS	0	0	1	0	2
27.	YELLOW FEVER	0	0	0	0	0
OTHER DISEASES UNDER SURVEILLANCE						
1	ACUTE FLACCID PARALYSIS (AFP)	0	0	1	0	1
2	ACUTE GASTROENTERITIS (AGE)	2729	2829	2161	277	652
3	FILARIASIS	0	0	0	0	0
4	INFLUENZA-LIKE ILLNESS (ILI)	515	686	502	595	3372
5	SEVERE ACUTE RESPIRATORY INFECTION (sARI)	0	0	43	1	10
6	MELIOIDOSIS	0	0	0	0	2
7	BRUCELLOSIS	0	0	0	0	1

3. COMMUNICABLE DISEASES FOR CURRENT WEEK BY DISTRICT, 2016, JOHORE STATE

	DISEASE	JB	KJ	MR	LG	BP	KG	ST	PN	KT	MG	JOHORE
NOTIFIABLE DISEASES												
1.	CHANCROID	0	0	0	0	0	0	0	0	0	0	0
2.	CHOLERA	0	0	0	0	0	0	0	0	0	0	0
3.	DENGUE FEVER	362	9	2	5	14	15	18	11	19	5	460
	DENGUE HAEMORRHAGIC FEVER	0	0	0	0	0	0	0	0	0	0	0
4.	DIPHThERIA	0	0	0	0	0	0	0	0	0	0	0
5.	DYSENTERY (all types)	0	0	0	0	0	0	0	0	0	0	0
6.	EBOLA	0	0	0	0	0	0	0	0	0	0	0
7.	FOOD POISONING (episode)	1	0	0	0	0	0	0	0	0	0	1
	FOOD POISONING (case)	26	0	0	0	1	0	0	0	0	0	27
8.	GONOCOCCAL INFECTION (all forms)	1	0	0	0	1	0	0	0	0	0	2
9.	HAND, FOOT & MOUTH DISEASE (HFMD)	9	2	0	2	2	3	1	0	2	1	22
10.	HIV INFECTION (all forms)	0	0	0	0	1	2	2	3	1	0	9
	HIV DEATH	0	0	0	0	0	0	0	0	0	0	0
11.	LEPROSY	0	0	0	0	0	0	0	0	0	0	0
12.	LEPTOSPIROSIS	2(1)	1	2	0	1	1	1	0	0	3	11(1)
13.	MALARIA	0	0	0	0	0	0	0	0	0	0	0
14.	MEASLES	0	0	0	0	0	0	0	0	0	0	0
15.	PLAGUE	0	0	0	0	0	0	0	0	0	0	0
16.	ACUTE POLIOMYELITIS	0	0	0	0	0	0	0	0	0	0	0
17.	RABIES	0	0	0	0	0	0	0	0	0	0	0
18.	RELAPSING FEVER	0	0	0	0	0	0	0	0	0	0	0
19.	SYPHILIS (all forms)	3	1	0	0	0	0	0	0	0	0	4
20.	TETANUS (Neonatorum / Adult)	0	0	0	0	0	0	0	0	0	0	0
21.	TUBERCULOSIS (all forms)	17	3	0	0	3	8	3	3	4	0	41
	TUBERCULOSIS DEATH	0	0	0	0	0	1	0	0	0	0	1
22.	TYPHOID & PARATYPHOID FEVER	0	0	0	0	0	0	0	0	0	0	0
23.	TYPHUS & OTHER RECKETTSIOSES	0	0	0	0	0	0	0	0	0	0	0
24.	VIRAL ENCEPHALITIS	0	0	0	0	0	0	0	0	0	0	0
25.	VIRAL HEPATITIS											
	a) Hepatitis A	1	0	0	0	0	0	0	0	0	0	1
	b) Hepatitis B	12	1	0	1	0	0	0	1	2	0	17
	c) Hepatitis C	2	0	0	0	0	1	0	2	1	0	6
	d) Other Hepatitis	0	0	0	0	0	0	0	0	0	0	0
26.	WHOOPING COUGH	0	0	0	0	0	0	0	0	0	0	0
27.	YELLOW FEVER	0	0	0	0	0	0	0	0	0	0	0
OTHER DISEASES UNDER SURVEILLANCE												
1	ACUTE FLACCID PARALYSIS (AFP)	0	0	0	0	0	0	0	0	0	0	0
2	ACUTE GASTROENTERITIS (AGE)	4	0	20	0	0	55	52	31	0	0	162
3	FILARIASIS	0	0	0	0	0	0	0	0	0	0	0
4	INFLUENZA-LIKE ILLNESS (ILI)	887	0	0	0	0	0	0	0	0	0	887
5	SEVERE ACUTE RESPIRATORY INFECTION (sARI)	6										6
6	MELIOIDOSIS	0	0	0	0	0	0	0	0	0	0	0
7	BRUCELLOSIS	0	0	0	0	0	0	0	0	0	0	0

4. COMMUNICABLE DISEASES CUMULATIVE BY DISTRICT, 2016, JOHORE STATE

	DISEASE	JB	KJ	MR	LG	BP	KG	ST	PN	KT	MG	JOHORE
NOTIFIABLE DISEASES												
1.	CHANCROID	0	0	0	0	0	0	0	0	0	0	0
2.	CHOLERA	0	0	0	0	0	0	0	0	0	0	0
3.	DENGUE FEVER	1668(1)	85	25	17	73	62	57	33	81	12	2113(1)
	DENGUE HAEMORRHAGIC FEVER	2	0	0	0	0	0	0	0	0	0	2
4.	DIPHTHERIA	0	0	0	0	0	0	0	0	0	0	0
5.	DYSENTERY (all types)	0	0	0	0	0	0	0	0	0	0	0
6.	EBOLA	0	0	0	0	0	0	0	0	0	0	0
7.	FOOD POISONING (episode)	1	0	2	0	0	0	0	0	1	0	4
	FOOD POISONING (case)	26	0	159	0	1	0	0	0	11	0	197
8.	GONOCOCCAL INFECTION (all forms)	8	3	0	0	2	0	0	0	5	0	18
9.	HAND, FOOT & MOUTH DISEASE (HFMD)	46	3	2	14	6	8	4	5	2	1	91
10.	HIV INFECTION (all forms)	32	1	2	0	2	3	3	5	3	1	52
	HIV DEATH	1	0	0	0	0	1	0	1	0	0	3
11.	LEPROSY	0	0	0	0	0	0	0	0	0	0	0
12.	LEPTOSPIROSIS	5(1)	5	3(1)	0	4	1	2	0	1	3	24(2)
13.	MALARIA	0	0	0	0	0	0	2	0	1	0	3
14.	MEASLES	1	0	0	0	1	0	0	0	0	0	2
15.	PLAGUE	0	0	0	0	0	0	0	0	0	0	0
16.	ACUTE POLIOMYELITIS	0	0	0	0	0	0	0	0	0	0	0
17.	RABIES	0	0	0	0	0	0	0	0	0	0	0
18.	RELAPSING FEVER	0	0	0	0	0	0	0	0	0	0	0
19.	SYPHILIS (all forms)	12	2	0	0	0	1	0	0	0	0	15
20.	TETANUS (Neonatorum / Adult)	0	0	0	0	0	0	0	0	0	0	0
21.	TUBERCULOSIS (all forms)	107	8	8	3	18	14	8	6	13	7	192
	TUBERCULOSIS DEATH	1	0	0	0	0	1	0	0	0	0	2
22.	TYPHOID & PARATYPHOID FEVER	0	0	0	0	0	0	0	0	0	1	1
23.	TYPHUS & OTHER RECKETTSIOSES	0	0	0	0	0	0	0	0	0	0	0
24.	VIRAL ENCEPHALITIS	0	0	0	0	0	0	0	0	0	0	0
25.	VIRAL HEPATITIS											
	a) Hepatitis A	2	0	0	0	0	0	0	0	0	0	2
	b) Hepatitis B	18	3	0	1	0	0	0	3	3	0	28
	c) Hepatitis C	7	0	0	1	1	1	0	3	2	0	15
	d) Other Hepatitis	0	0	0	0	0	0	0	0	0	0	0
26.	WHOOPING COUGH	0	1	1	0	0	0	0	0	0	0	2
27.	YELLOW FEVER	0	0	0	0	0	0	0	0	0	0	0
OTHER DISEASES UNDER SURVEILLANCE												
1	ACUTE FLACCID PARALYSIS (AFP)	1	0	0	0	0	0	0	0	0	0	1
2	ACUTE GASTROENTERITIS (AGE)	112	0	93	0	0	118	208	121	0	0	652
3	FILARIASIS	0	0	0	0	0	0	0	0	0	0	0
4	INFLUENZA-LIKE ILLNESS (ILI)	3372	0	0	0	0	0	0	0	0	0	3372
5	SEVERE ACUTE RESPIRATORY INFECTION (sARI)	10	0	0	0	0	0	0	0	0	0	10
6	MELIOIDOSIS	0	0	0	0	0	0	2	0	0	0	2
7	BRUCELLOSIS	0	0	1	0	0	0	0	0	0	0	1

5. CLUSTER / OUTBREAK BY DISTRICT, 2016, JOHORE STATE

DISEASES		JB	KJ	MR	LG	BP	KG	ST	PN	KT	MG	JOHORE
1	ACUTE GASTROENTERITIS (AGE)	0	0	0	0	0	0	0	0	0	0	0
2	CHICKEN POX	0	0	0	0	0	0	0	0	0	0	0
3	CONJUNCTIVITIS	0	0	0	0	0	0	0	0	0	0	0
4	FOOD POISONING	0	0	0	0	1	0	0	0	0	0	1
5	HAND, FOOT & MOUTH DISEASE (HFMD)	1	0	0	0	0	0	0	0	0	0	1
6	HEPATITIS A	0	0	0	0	0	0	0	0	0	0	0
7	INFLUENZA/(ILI)	2	0	0	0	0	0	0	0	0	0	2
8	LEPTOSPIROSIS	0	0	0	0	0	0	0	0	0	0	0
9	MEASLES	0	0	0	0	0	0	0	0	0	0	0
11	RUBELLA	0	0	0	0	0	0	0	0	0	0	0
12	UPPER RESPIRATORY TRACT INFECTION (URTI)/	3	0	0	0	0	0	0	0	0	0	3

6. INFLUENZA SURVEILLANCE 2015- 2016, JOHORE STATE

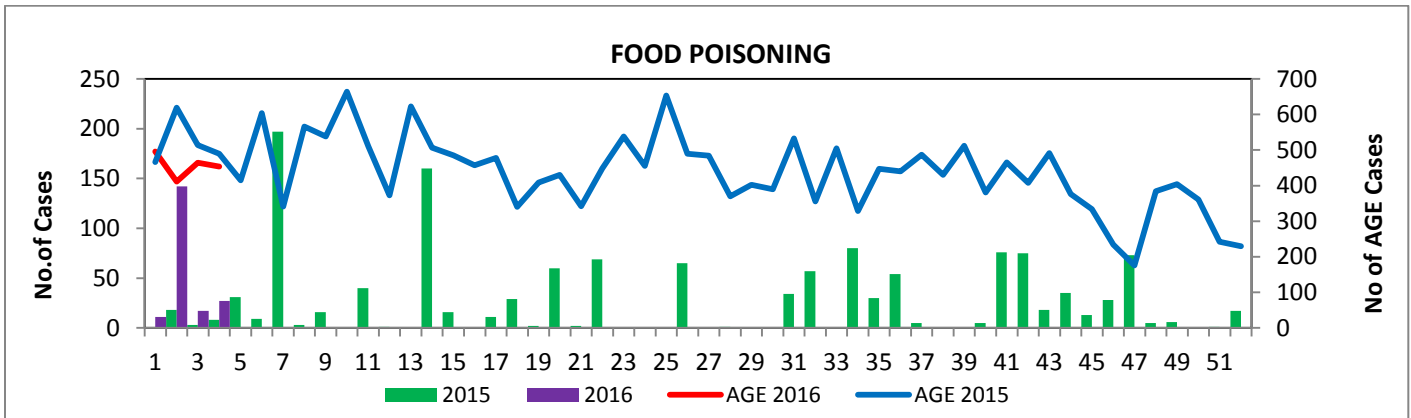
6.1 ILI SURVEILLANCE (KPL MAHMOODIAH)

ILI Surveillance	EW 4					CUMULATIVE				
	< 10 years	10 to 19 years	20 to 59 years	≥ 60 years	Total	< 10 years	10 to 19 years	20 to 59 years	≥ 60 years	Total
Number of ILI Cases	68	354	426	39	887	335	1052	1600	385	3372
Total Outpatient Attendances	506	1266	1633	1104	4509	2142	4779	8928	4182	20031

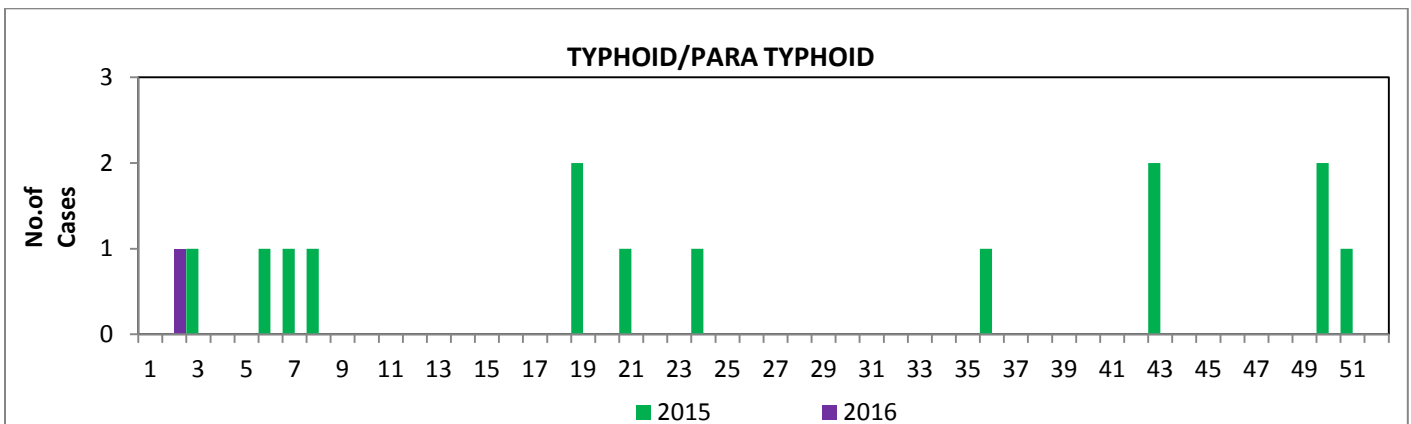
6.2 sARI SURVEILLANCE (HOSPITAL SULTANAH AMINAH, JOHOR BAHRU)

sARI Surveillance	EW 4			CUMULATIVE		
	Paediatric Patients (< 13 years)	Adults Patients (≥ 13 years)	Total	Paediatric Patients (< 13 years)	Adults Patients (≥ 13 years)	Total
Number of SARI Cases (New Admission)	3	3	6	3	7	10

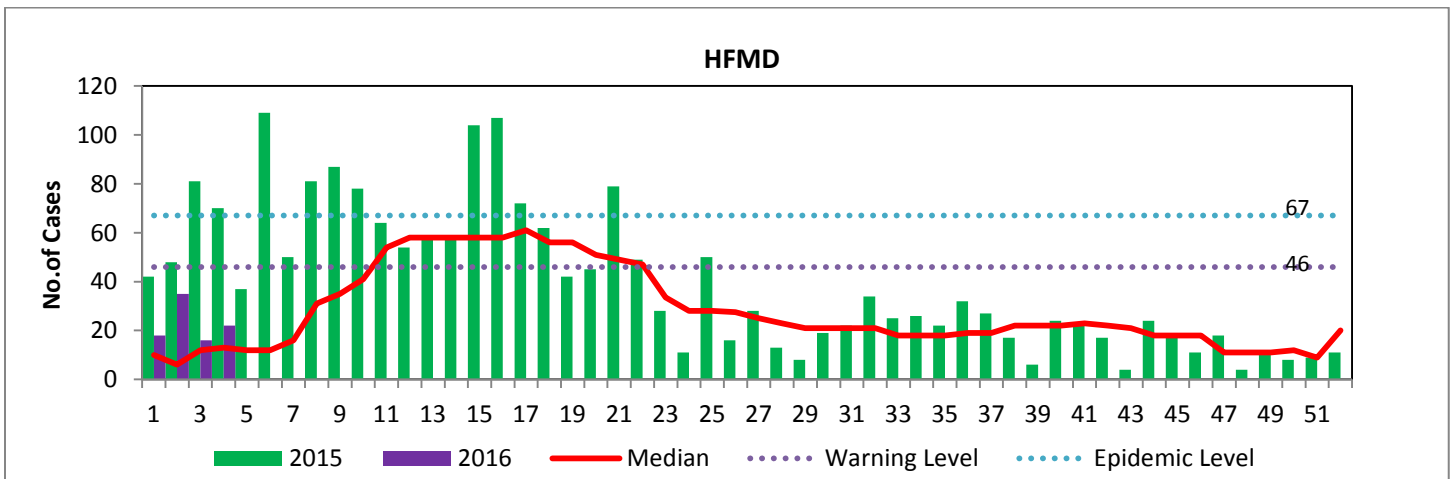
7. WEEKLY CASES OF FOOD POISONING, 2015—2016



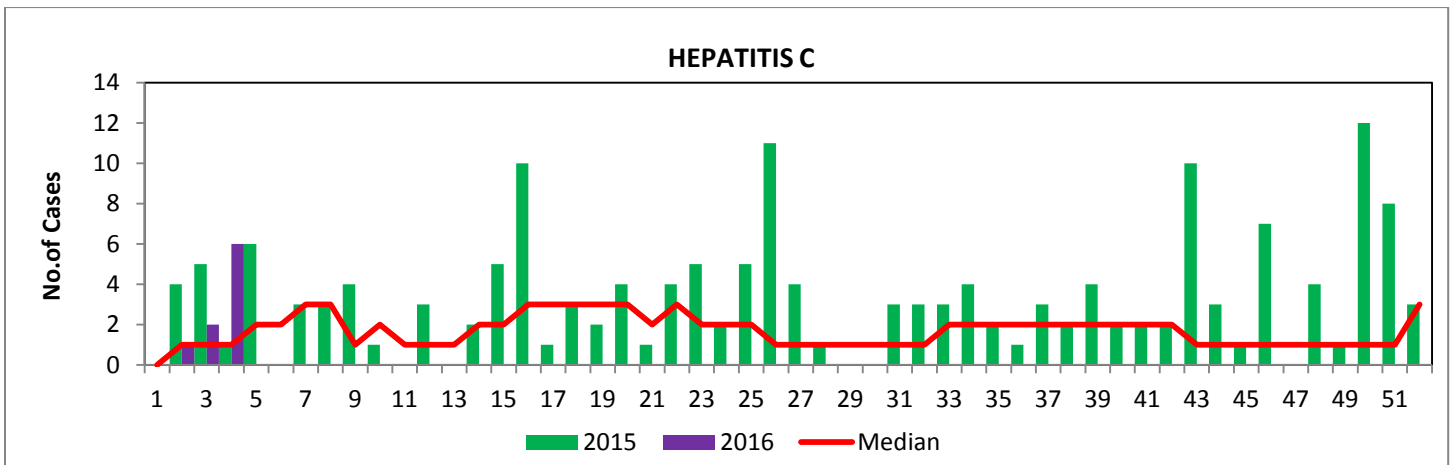
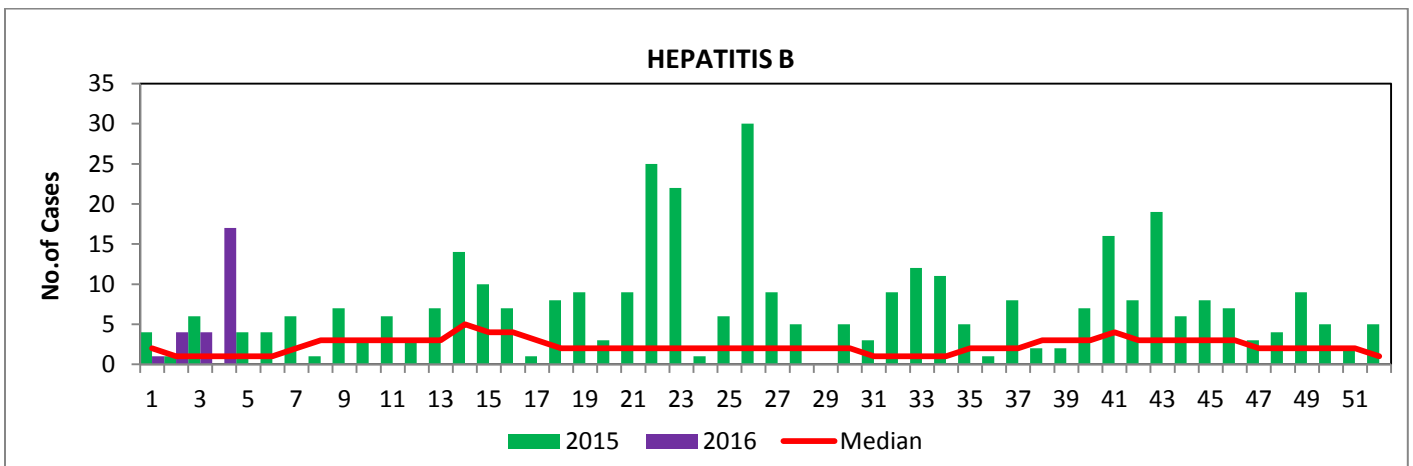
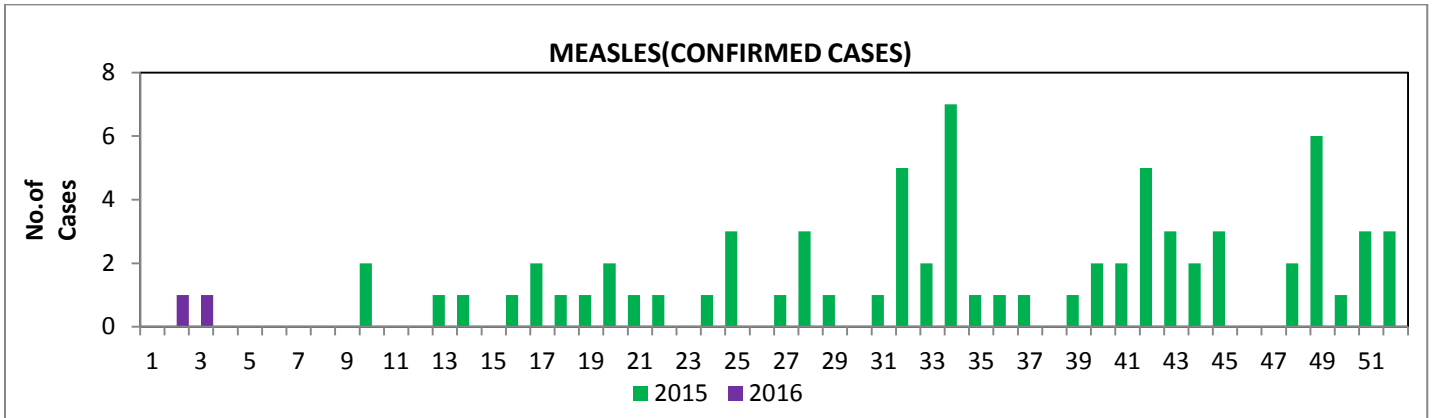
8. WEEKLY CASES OF OTHER FOOD WATERBORNE DISEASES, 2015—2016



9. WEEKLY CASES OF AIR/DROPLET BORNE DISEASES, 2015—2016



10. WEEKLY CASES OF VACCINE PREVENTABLE DISEASES, 2015—2016



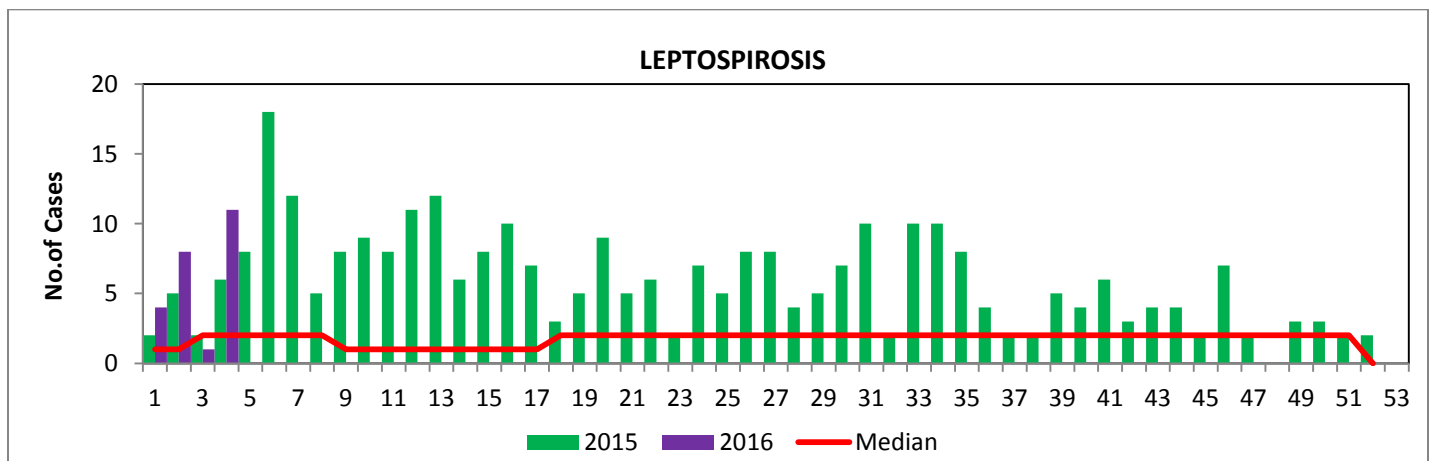
10.2 MEASLES ENHANCED SURVEILLANCE DATA (Cumulative)

Case classification	Frequency
Clinically confirmed	2
Epidemiologically confirmed	1
Lab confirmed	6
Discarded	9
Pending	2

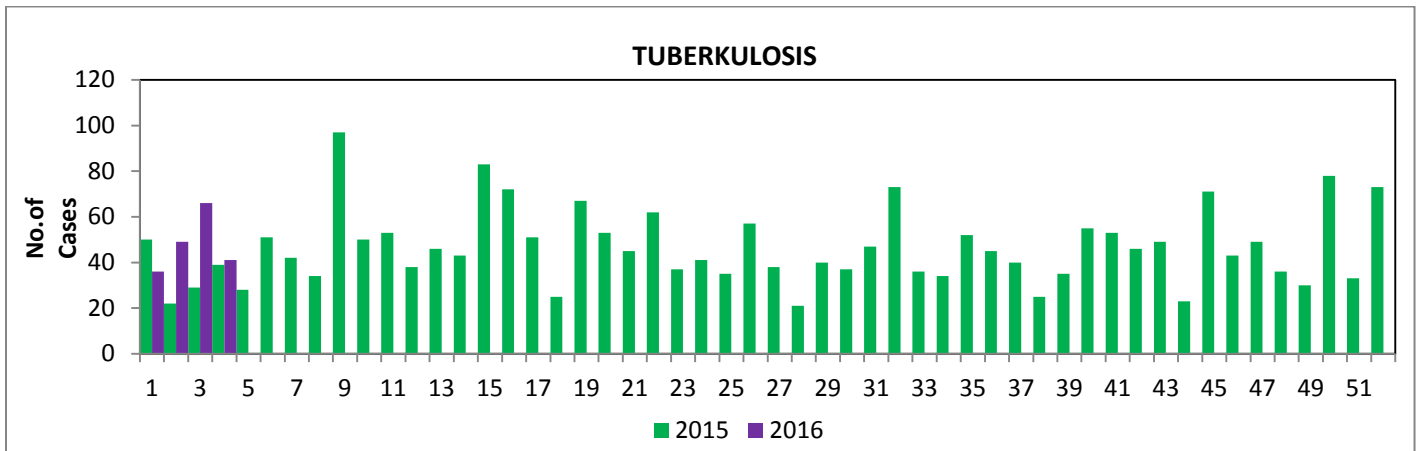
Total notifications	15
Incidence rate	5.6 per 1 million population

Indicator	Achievement	Target
Cases notified within 48 hours of rash onset	55%	100%
Cases investigated within 48 hours	95%	>80%
Simple taken for confirmation	95%	>80%
Cases classified	100%	100%
Confirmed case with source of infection identified	55%	>80%
Death	0	0

11. LEPTOSPIROSIS



12. TUBERCULOSIS



13. DENGUE

