



NOTIFIABLE COMMUNICABLE DISEASES FOR CURRENT WEEK

NO.	DISEASE	EW 03/2022	EW 03/2023	MEDIAN	CUMULATIVE 2022 UNTIL EW03	CUMULATIVE 2023 UNTIL EW03
1.	AVIAN INFLUENZA	0	0	NA	0	0
2.	CHANCROID	0	0	0	0	0
3.	CHOLERA	0	0	0	0	0
4.	DENGUE FEVER	34	155	130	95(0)	497(0)
5.	CHIKUNGUNYA	0	0	0	2(0)	0 (0)
6.	DIPHTHERIA	0	0	0	0	0
7.	DYSENTERY (all type)	0	1	0	0	2
8.	EBOLA	0	0	0	0	0
9.1	FOOD POISONING (episode)	1	1	0	1	4
9.2	FOOD POISONING (case)	4	99	0	4	156
10.	GONOCOCCAL INFECTION (all forms)	4	2	6	5	8
11.	HAND,FOOT&MOUTH DISEASE (HFMD)	2	29	41	11	86
12.	HIV INFECTION	10	0	0	78(6)	69(8)
13.	LEPROSY	2	0	0	2	0
14.	LEPTOSPIROSIS	3	9	2	5	25
15.	MALARIA	1	0	0	0	0
16.	MEASLES	0	0	1	0	0
17.	MERSCoV		0	0	0	0
18.	PLAGUE	0	0	0	0	0
19.	ACUTE POLIOMYELITIS	0	0	0	0	0
20.	RABIES	0	0	0	0	0
21.	RELAPSING FEVER	0	0	0	0	0
22.	SYPHILIS (all forms)	3	7	7	12	17
23.	TETANUS (Neonatorum / Adult)	0	0	0	0	0
24.	TUBERCULOSIS	46	46	46	96(9)	137(1)
25.	TYPHOID & PARATYPHOID FEVER	0	0	0	0	0
26.	TYPHUS & OTHER RICKETTSIOSIS	0	0	0	0	0
27.	VIRAL ENCEPHALITIS	0	0	0	0	0
28.	VIRAL HEPATITIS	2	14		23(0)	64(2)
	a) Hepatitis A	0	0	0	0	0
	b) Hepatitis B	0	1	0	9(0)	22(1)
	c) Hepatitis C	2	13	1	14(0)	42(1)
	d) Other Hepatitis	0	0	0	0	0
29.	PERTUSSIS	0	1	0	0	1
30.	YELLOW FEVER	0	0	0	0	0
31.	ZIKA	0	0	NA	0	0
32.	COVID-19	3078	122	2798	8121 (37)	363(12)
33.	COVID 19 VARIANT XBB	-	-	-	-	*273

*Notes: () is a cumulative death; resource: e-Notifikasi, e-Dengue, MyTb, NAR Covid19 variant XBB Data dari Tahun 2022

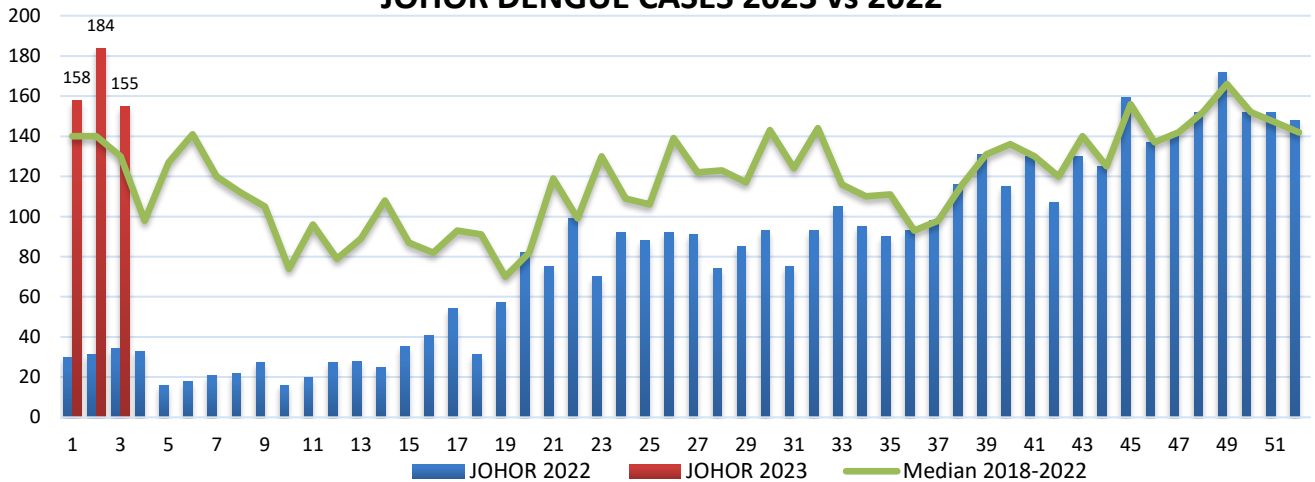
NOTIFIABLE COMMUNICABLE DISEASES FOR CURRENT WEEK

NO.	DISEASE	JB	KJ	MR	TG	BP	KG	SG	PN	KT	MG	JOHOR
1.	AVIAN INFLUENZA	0	0	0	0	0	0	0	0	0	0	0
2.	CHANCROID	0	0	0	0	0	0	0	0	0	0	0
3.	CHOLERA	0	0	0	0	0	0	0	0	0	0	0
4.	DENGUE FEVER	378	27	10	13	20	21	12	6	8	2	497
5.	CHIKUNGUNYA	0	0	0	0	0	0	0	0	0	0	0
6.	DIPHTHERIA	0	0	0	0	0	0	0	0	0	0	0
7.	DYSENTERY (All types)	0	0	1	0	1	0	0	0	0	0	2
8.	EBOLA	0	0	0	0	0	0	0	0	0	0	0
9.	FOOD POISONING	1	0	0	1	1	0	0	0	1	0	4
10.	GONOCOCCAL INFECTION (All forms)	99	0	0	22	13	0	0	0	22	0	156
11.	HAND, FOOT & MOUTH DISEASE (HFMD)	0	3	0	0	2	3	0	0	0	0	8
12.	HIV INFECTION (All forms)	48	2	2	0	8	3	7	5	11	0	86
13.	LEPROSY	0	0	0	0	0	0	0	0	0	0	0
14.	LEPTOSPIROSIS	6	2	5	0	0	2	2	1	6	1	25
15.	MALARIA	0	0	0	0	0	0	0	0	0	0	0
16.	MEASLES	0	0	0	0	0	0	0	0	0	0	0
17.	MERSCoV	0	0	0	0	0	0	0	0	0	0	0
18.	PLAGUE	0	0	0	0	0	0	0	0	0	0	0
19.	ACUTE POLIOMYELITIS	0	0	0	0	0	0	0	0	0	0	0
20.	RABIES	0	0	0	0	0	0	0	0	0	0	0
21.	RELAPSING FEVER	0	0	0	0	0	0	0	0	0	0	0
22.	SYPHILIS (All forms)	2	2	0	0	5	1	3	3	0	1	17
23.	TETANUS (Neonatorum / Adult)	0	0	0	0	0	0	0	0	0	0	0
24.	TUBERCULOSIS (All forms)	83	12	1	0	8	9	2	4	16	2	137
25.	TYPHOID & PARATYPHOID FEVER	0	0	0	0	0	0	0	0	0	0	0
26.	TYPHUS & OTHER RICKETTSIOSSES	0	0	0	0	0	0	0	0	0	0	0
27.	VIRAL ENCEPHALITIS	0	0	0	0	0	0	0	0	0	0	0
28.	VIRAL HEPATITIS											
	a) Hepatitis A	0	0	0	0	0	0	0	0	0	0	0
	b) Hepatitis B	11	3	1	3	2	0	1	0	0	1	22
	c) Hepatitis C	4	6	0	25	1	1	4	1	0	0	42
	d) Other Hepatitis	0	0	0	0	0	0	0	0	0	0	0
29.	PERTUSSIS	0	0	0	1	0	0	0	0	0	0	1
30.	YELLOW FEVER	0	0	0	0	0	0	0	0	0	0	0
31.	ZIKA	0	0	0	0	0	0	0	0	0	0	0
32.	COVID-19	267	11	12	3	15	19	5	9	22	0	363
33.	*COVID 19 VARIANT XBB	157	24	24	13	13	17	1	9	15	0	273

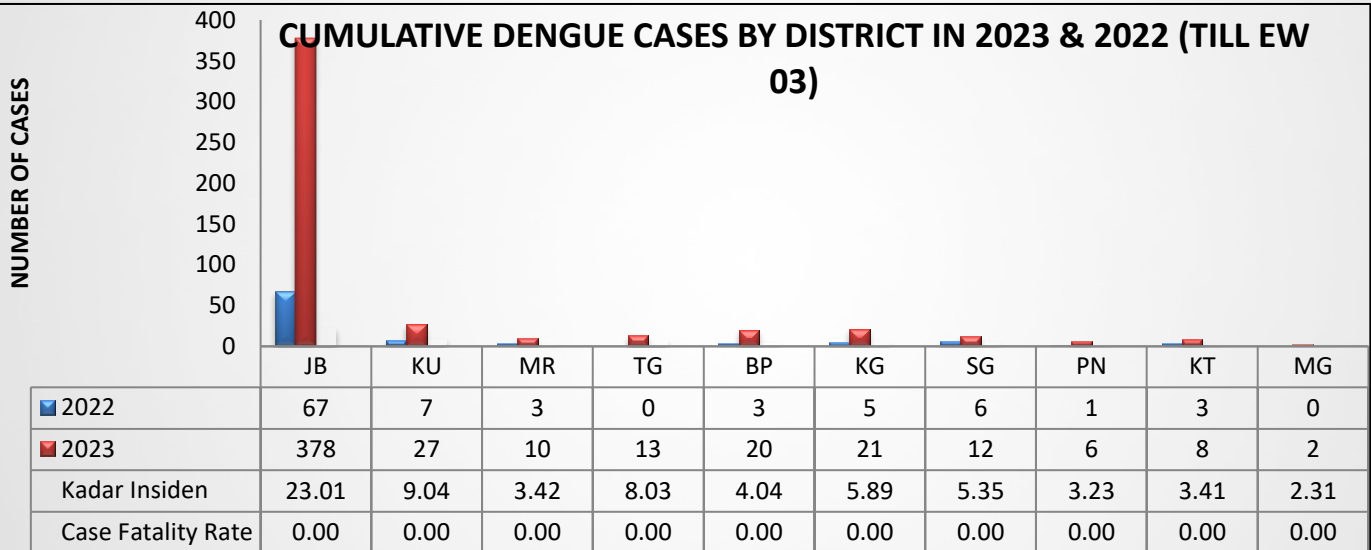
*Notes: Covid19 variant XBB Data dari Tahun 2022

DENGUE TREND AND OUTBREAK

JOHOR DENGUE CASES 2023 vs 2022



CUMULATIVE DENGUE CASES BY DISTRICT IN 2023 & 2022 (TILL EW 03)



CUMULATIVE VECTOR BORNE DISEASE IN JOHOR EW 03/2023

DISEASE	JB	KU	MR	TGK	BP	KLG	SGT	PTN	KT	MSG	JOH
MALARIA	0	0	0	0	1	0	0	0	0	0	1
DENGUE	378	27	10	13	20	21	12	6	8	2	497
FILARIASIS	0	0	0	0	0	1	0	0	0	0	1
CHIKUNGUNYA	0	0	0	0	0	0	0	0	0	0	0
J.E	0	0	0	0	0	0	0	0	0	0	0
TYPHUS	0	0	0	0	0	0	0	0	0	0	0
YELLOW FEVER	0	0	0	0	0	0	0	0	0	0	0
PLAGUE	0	0	0	0	0	0	0	0	0	0	0
ZIKA	0	0	0	0	0	0	0	0	0	0	0

EW 03 : Denggi (155 kes), Malaria (1 kes), Filariasis (0 kes), Chikun (0 kes), JE (0 kes)

LABORATORY SURVEILLANCE

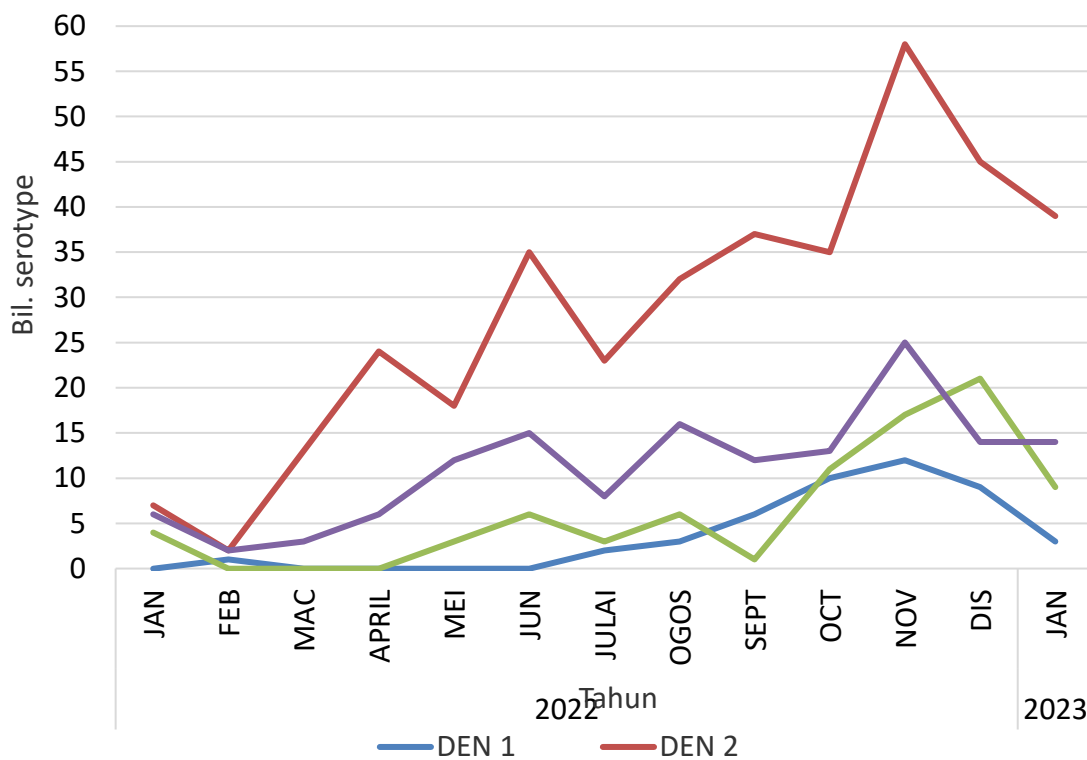
Dengue Virus Serotype Surveillance (DVSS) in Johor 2023 (Epid Week 3)

SENTINEL AREA	TARGET SAMPLE (WEEKLY)	TOTAL RECEIVED	qPCR DENGUE SEROTYPE RESULT						
			DEN 1	DEN 2	DEN 3	DEN 4	Mix DEN	ND*	PENDING
H. ENCHE BESAR HAJJAH KALSOM KLUANG	5	0	0	0	0	0	0	0	0
H. KOTA TINGGI	5	1	0	0	0	0	0	1	0
H. PAKAR SULTANAH FATIMAH	5	3	0	0	0	0	0	0	3
H. SEGAMAT	5	0	0	0	0	0	0	0	0
H. SULTAN ISMAIL	5	1	0	1	0	0	0	0	0
H. SULTANAH AMINAH	5	2	0	1	1	0	0	0	0
H. SULTANAH NORA ISMAIL	5	3	0	0	2	0	0	1	0
H. TEMENGGUNG SERI MAHARAJA TUN IBRAHIM	5	5	0	5	0	0	0	0	0
KK MAHMOODIAH	5	1	0	1	0	0	0	0	0
KK PASIR GUDANG	5	2	0	0	0	0	0	2	0
KK SULTAN ISMAIL	5	3	0	1	0	2	0	0	0
TOTAL	55	21	0	9	3	2	0	4	3
TOTAL DENGUE SEROTYPE POSITIVE	-	-	14				-	-	

Dengue Virus Serotype Surveillance (DVSS) in Johor 2023 (cumulative data until Epid Week 3)

SENTINEL AREA	TARGET SAMPLE (UNTIL EW 03)	TOTAL RECEIVED	qPCR DENGUE SEROTYPE RESULT						
			DEN 1	DEN 2	DEN 3	DEN 4	Mix DEN	ND*	PENDING
H. ENCHE BESAR HAJJAH KALSOM KLUANG	15	2	0	0	1	1	0	0	0
H. KOTA TINGGI	15	7	0	4	1	1	0	1	0
H. PAKAR SULTANAH FATIMAH	15	5	0	1	0	0	0	1	3
H. SEGAMAT	15	1	0	0	0	1	0	0	0
H. SULTAN ISMAIL	15	11	1	4	2	2	0	2	0
H. SULTANAH AMINAH	15	13	0	6	1	1	0	5	0
H. SULTANAH NORA ISMAIL	15	7	1	0	2	2	0	2	0
H. TEMENGGUNG SERI MAHARAJA TUN IBRAHIM	15	15	0	14	1	0	0	0	0
KK MAHMOODIAH	15	9	0	4	0	1	0	4	0
KK PASIR GUDANG	15	12	1	4	1	3	0	3	0
KK SULTAN ISMAIL	15	5	0	2	0	2	0	1	0
TOTAL	165	87	3	39	9	14	0	19	3
Percentage (%)	-	-	3.4%	44.8%	10.3%	16.1%	0	21.8%	3.4%
Total Dengue Serotype Positive	-	-	65				-	-	

DENGUE SEROTYPE IN JOHOR 2022 - 2023 (WK 3/2023)



CASE LIST OF HIV & AIDS (NAR) AND CHANCROID, GONORRHOEA, SYPHILIS & HEPATITIS C (E-NOTIFICATION) BY DISTRICT, JOHOR STATES FOR W01-W03 YEAR 2022 & YEAR 2023

DISTRICT OF	HIV	KHIV	HIV	KHIV	AIDS	K AIDS	AIDS	KAIDS	CHANCROID		GONORRHOEA		SYPHILIS		HEPATITIS C	
	W01-W03 2022	W01-W03 2022	W01-W03 2023	W01-W03 2023	W01-W03 2022	W01-W03 2022	W01-W03 2023	W01-W03 2023	W01-W03 2022	W01-W03 2023	W01-W03 2022	W01-W03 2023	W01-W03 2022	W01-W03 2023	W01-W03 2022	W01-W03 2023
JB	23	0	15	1	13	0	12	2	0	0	4	0	7	1	0	0
MR	8	0	0	0	2	1	0	0	0	0	0	0	0	1	0	0
BP	7	0	3	0	4	2	4	0	0	0	0	2	0	2	0	1
KLG	2	0	4	1	0	0	2	0	0	0	0	3	0	1	0	0
SGT	5	0	1	0	1	0	3	2	0	0	0	0	0	3	0	3
PTN	0	0	2	0	1	0	1	0	0	0	0	0	0	1	0	2
KT	0	0	3	0	0	1	0	1	0	0	0	0	0	0	0	0
MSG	0	0	0	0	0	0	0	0	0	0	0	0	0	0	2	0
TGK	2	1	1	0	1	1	4	1	0	0	0	0	0	0	0	9
KUL	1	0	4	0	2	0	2	0	0	0	1	2	1	1	1	1
JHR	48	1	33	2	24	5	28	6	0	0	5	7	8	10	3	16

NEW HIV RISK FACTORS BY DISTRICT, JOHOR STATES FOR EPID WEEK W01-W03 YEAR 2022 AND YEAR 2023

RISK FACTORS	HOMO/BISEKSUAL		HETEROSEXUAL		INTRAVENOUS DRUG USE (INVIDU)		VERTICAL		UNDETERMINE		NEEDLE STICK INJURY		BLANK		TOTAL	
	W01-W03 2022	W01-W03 2023	W01-W03 2022	W01-W03 2023	W01-W03 2022	W01-W03 2023	W01-W03 2022	W01-W03 2023	W01-W03 2022	W01-W03 2023	W01-W03 2022	W01-W03 2023	W01-W03 2022	W01-W03 2023	W01-W03 2022	W01-W03 2023
JB	14	3	4	4	0	0	0	0	1	0	0	0	4	8	23	15
MR	0	0	0	0	0	0	0	0	0	0	0	0	8	0	8	0
BP	2	3	2	0	1	0	0	0	1	0	0	0	1	0	7	3
KLG	0	2	0	1	0	0	0	0	0	0	0	0	2	1	2	4
SGT	0	0	0	1	0	0	0	0	0	0	0	0	0	0	0	1
PTN	0	0	0	1	0	1	0	0	0	0	0	0	5	0	5	2
KT	0	0	0	2	0	0	0	0	0	0	0	0	0	1	0	3
MSG	0	0	0	0	0	0	0	0	0	0	0	0	0	0	0	0
TGK	1	1	0	0	0	0	0	0	0	0	0	0	1	0	2	1
KUL	1	3	0	1	0	0	0	0	0	0	0	0	0	0	1	4
JHR	18	12	6	10	1	1	0	0	2	0	0	0	21	10	48	33
%	37.5	36.4	12.5	30.3	2.1	3.0	0.0	0.0	4.2	0.0	0.0	0.0	43.8	30.3	100.0	100.0




HASIL RAWATAN KES TIBI WARGANEGARA (KOHOT JAN - DIS 2021, N= 1439)



SASARAN KADAR SUKSES : $\geq 90\%$

DAERAH	MASIH DALAM RAWATAN	TERHENTI RAWATAN	MATI BELUM DIAUDIT	RR/ MDR/ XDR	KADAR SUKSES (%)
BATU PAHAT	0	1	1	0	91.5
JOHOR BAHRU	9	31	4	7	89.4
KLUANG	0	11	1	2	83.9
KOTA TINGGI	0	0	0	0	93.2
KULAI	0	0	0	3	98.7
TANGKAK	1	1	0	0	88.2
MERSING	1	0	0	0	84.2
MUAR	0	0	0	1	93.6
PONTIAN	1	1	0	0	90.6
SEGAMAT	0	1	3	1	89.3
JOHOR	12	46	9	14	90.0



PENCAPAIAN PEMERIKSAAN KONTAK BAGI KOHOT JAN – DIS 2022 (SASARAN 1: 10)

BP	JB	KG	KT	KU	MG	MR	PN	SG	TG	JOHOR
1:9	1:5	1:7	1:11	1:9	1:12	1:10	1:10	1:7	1:10	1:7

DATA SEHINGGA ME 02 (21/01/2022) MUAT TURUN PADA (25/01/2023)

JABATAN KESIHATAN NEGERI JOHOR



DISEASES OUTBREAK

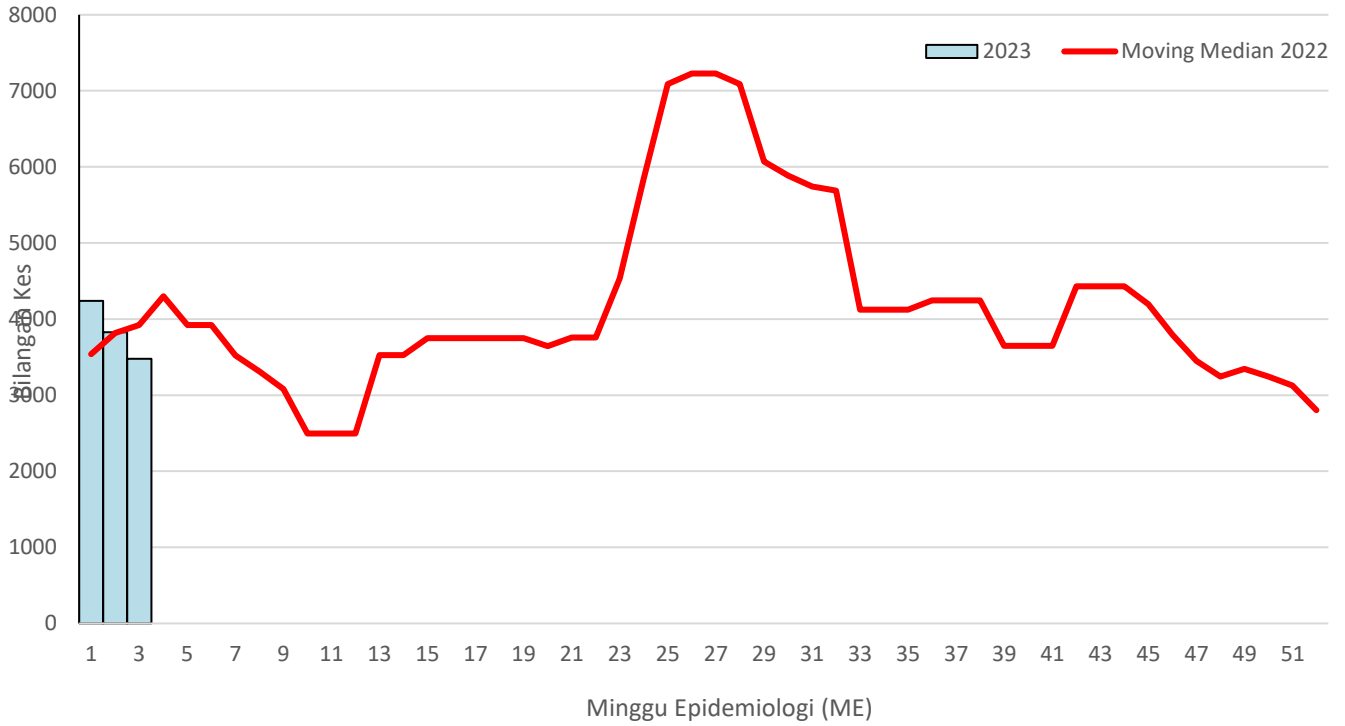
CLUSTER / OUTBREAK BY DISTRICT ON EW 03/2023

NO.	DISTRICT	LOCALITY	DISEASE/EVENT	NUMBER OF CASES
1.	JOHOR BAHRU	SMKA JOHOR BAHRU	FOOD POISONING	99
2.	JOHOR BAHRU	TADIKA SENJA INDAH	HFMD	7
3.	JOHOR BAHRU	TASKA SAHABAT SENARIO	INFLUENZA B	8
4.	JOHOR BAHRU	SMART READER KIDS	INFLUENZA B	5

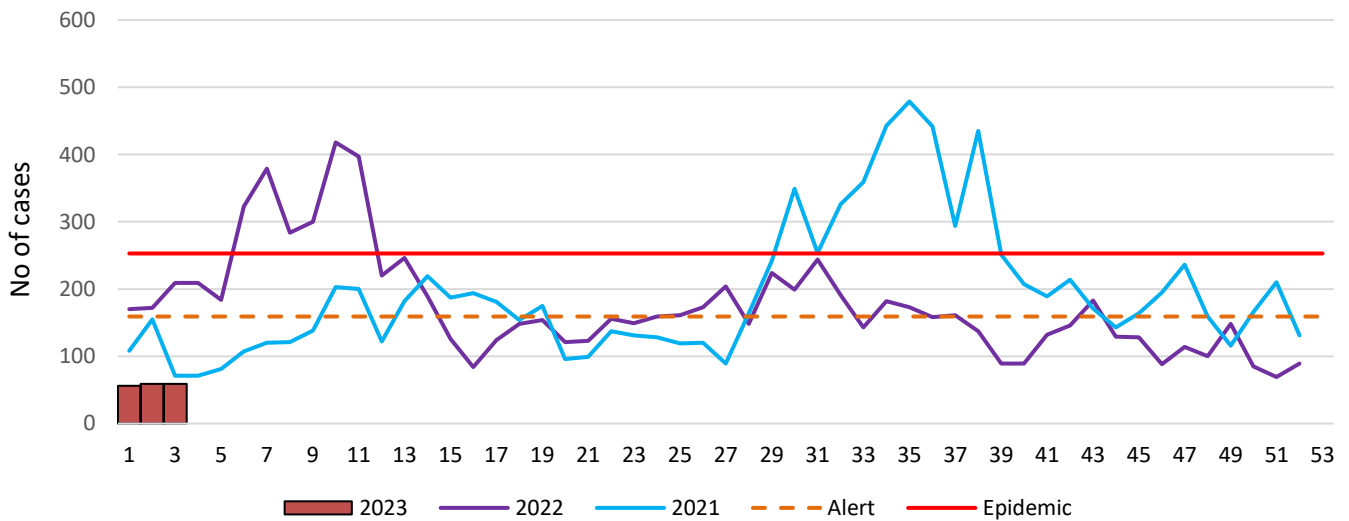
CUMULATIVE CLUSTER / OUTBREAK BY DISTRICT EW 03/ 2023

NO.	DISEASES	JB	KJ	MR	TG	BP	KG	SG	PN	KT	MG	JOHOR
1.	FOOD POISONING	1	0	0	1	1	0	0	0	1	0	4
2.	DIPHTHERIA	0	0	0	0	0	0	0	0	0	0	0
3.	CHICKEN POX	1	0	0	0	0	0	0	0	0	0	1
4.	HFMD	2	0	0	0	0	0	0	0	0	0	2
5.	LEPTOSPIROSIS	0	0	0	0	0	0	0	0	0	0	0
6.	SCABIES	0	0	0	0	0	0	0	0	0	0	0
7.	AGE	0	0	0	0	0	0	0	0	0	0	0
8.	MUMPS	0	0	0	0	0	0	0	0	0	0	0
9.	MEASLES	0	0	0	0	0	0	0	0	0	0	0
10.	ILI	0	0	0	0	0	0	0	0	0	0	0
11.	TUBERCULOSIS	0	0	0	0	0	0	0	0	0	0	0
12.	INFLUENZA	2	1	0	0	0	0	0	0	0	0	3
13.	CONJUNCTIVITIS	0	0	0	0	0	0	0	0	0	0	0
14.	URTI	0	0	0	0	0	0	0	0	0	0	0
15.	TYPHIOD	0	0	0	0	0	0	0	0	0	0	0
16.	DENGUE	65	0	0	0	3	1	0	0	0	0	69
17.	CHIKUGUNYA	0	0	0	0	0	0	0	0	0	0	0
18.	ROTAVIRUS	0	0	0	0	0	0	0	0	0	0	0

SURVELAN ILI DI KLINIK KESIHATAN NEGERI JOHOR TAHUN 2023

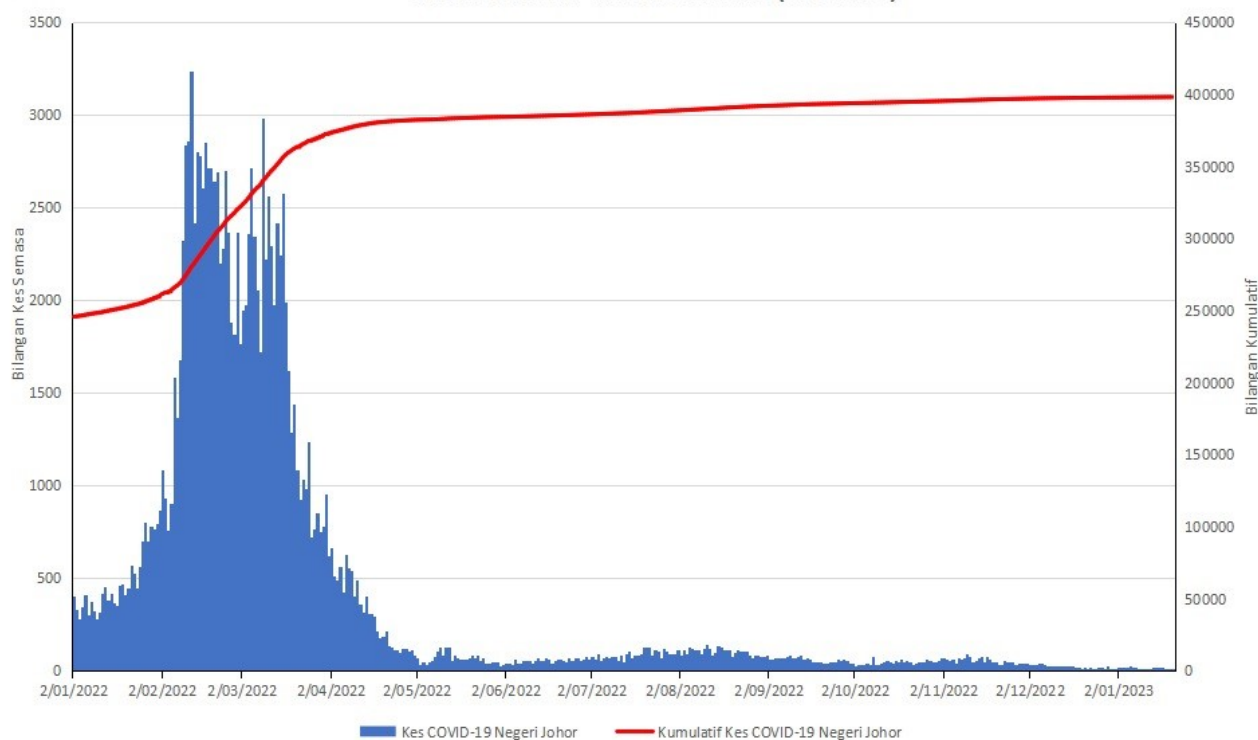


SENTINEL SURVEILLANCE OF sARI IN HOSPITAL SULTANAH AMINAH JOHOR BAHRU 2021-2023

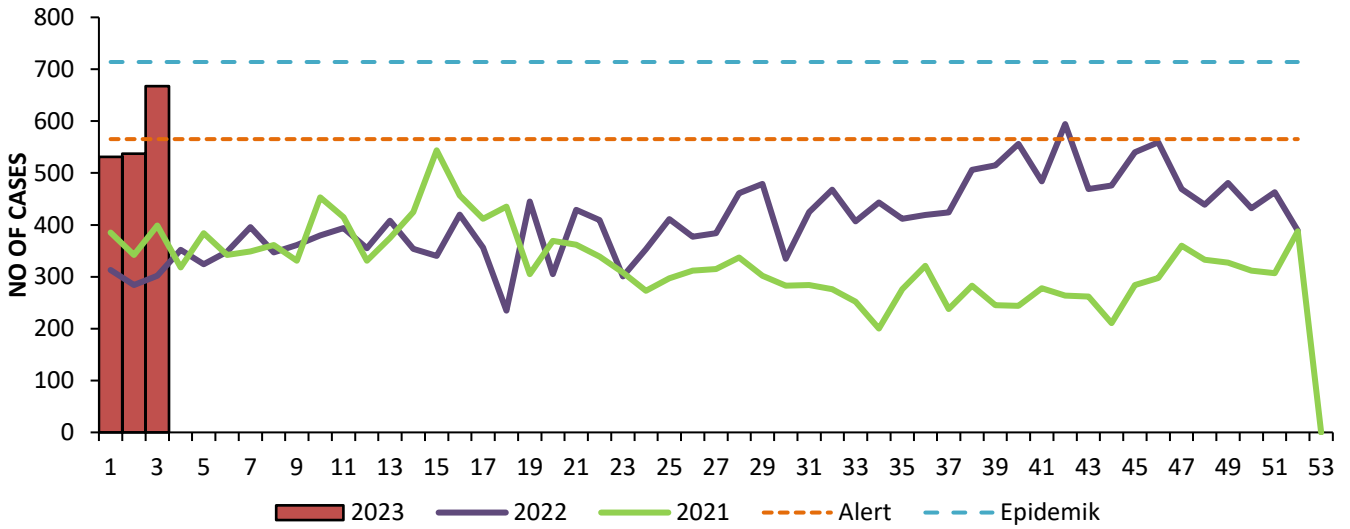


NO.	DOG BITE SURVEILLANCE	DEC 2021	DEC 2022	CUMULATIVE UNTIL DEC 2021	CUMULATIVE UNTIL DEC 2022
1.	No. of cases reported	6	4	51	70
2.	No. of cases received outpatient treatment	6	4	50	69
3.	No. of cases received rabiest vaccine outpatient	0	0	6	1
4.	No. of cases on Rabies follow-up (PEP)	0	0	0	0
5.	No. of cases completed follow-up (PEP)	0	0	0	0
6.	No. of cases admitted	0	0	1	1
7.	No. of sample taken for Rabies test	0	0	0	0
8.	No. of case positive Rabies	0	0	0	0
9.	No. of bite died of Rabies	0	0	0	0
10.	No. of dog involved in bite cases	6	4	50	60

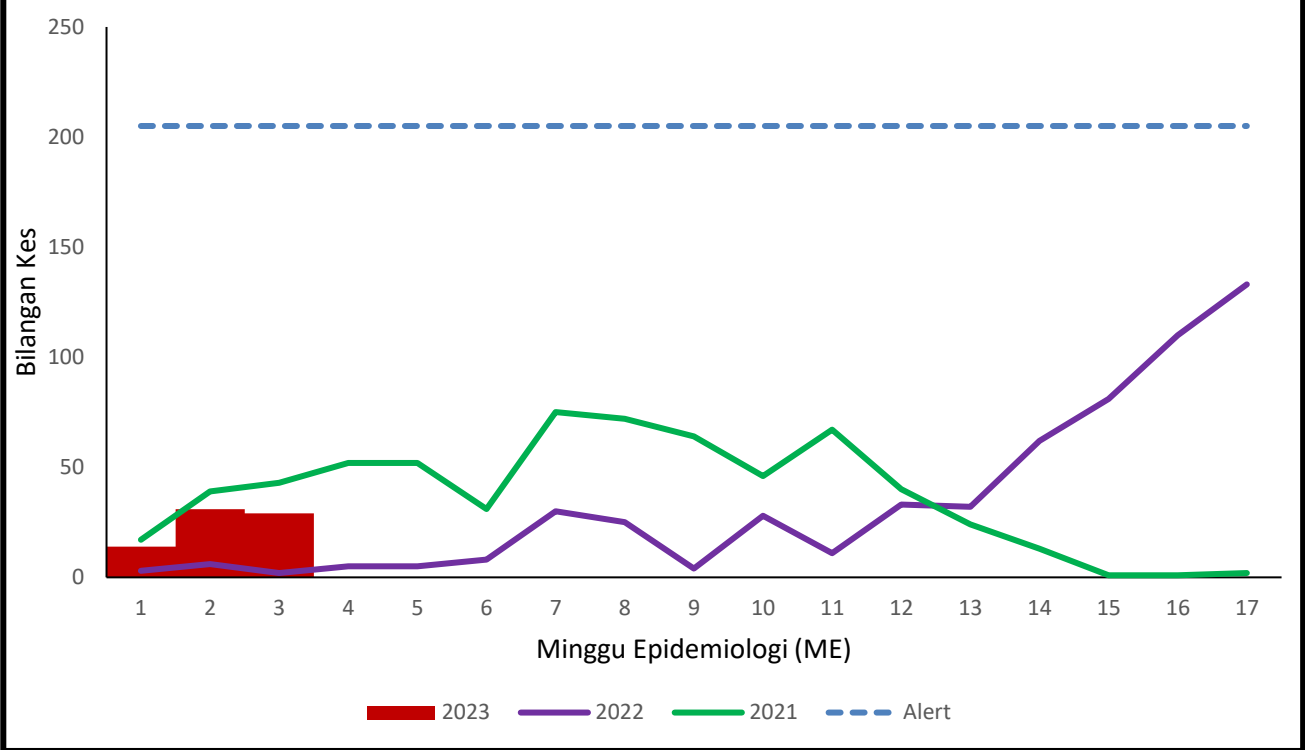
**KES COVID-19 NEGERI JOHOR MENGIKUT TARIKH LAPORAN DARI
1 JANUARI 2022 - 21 JANUARI 2023 (N=153206)**



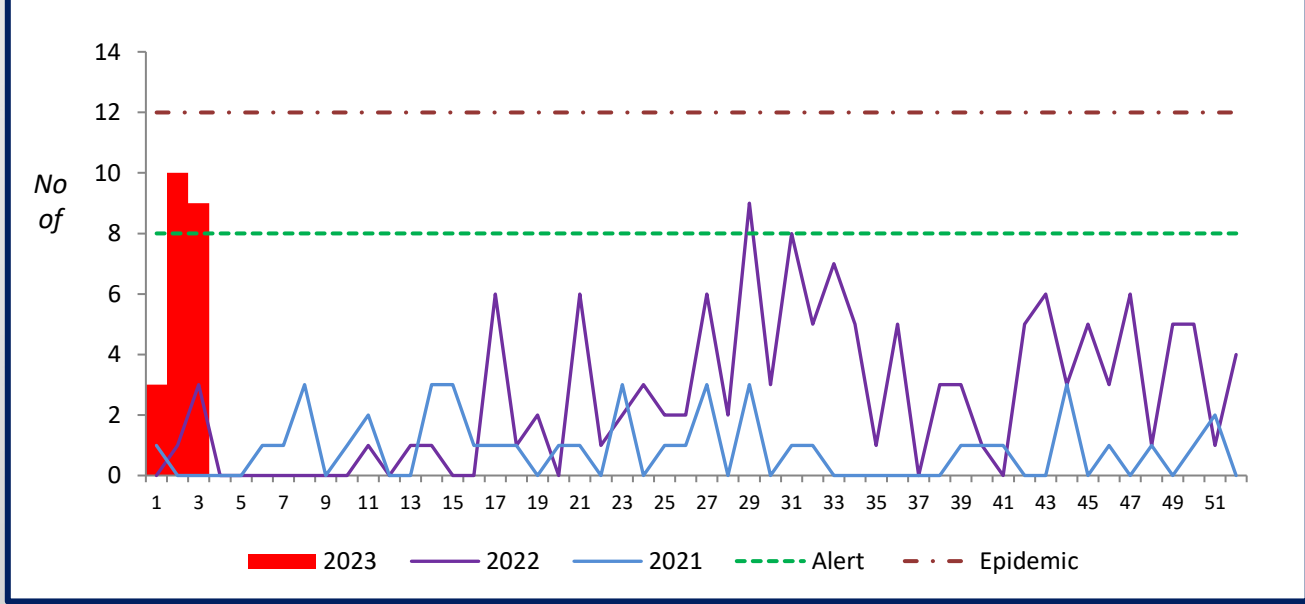
AGE JOHOR 2021-2023



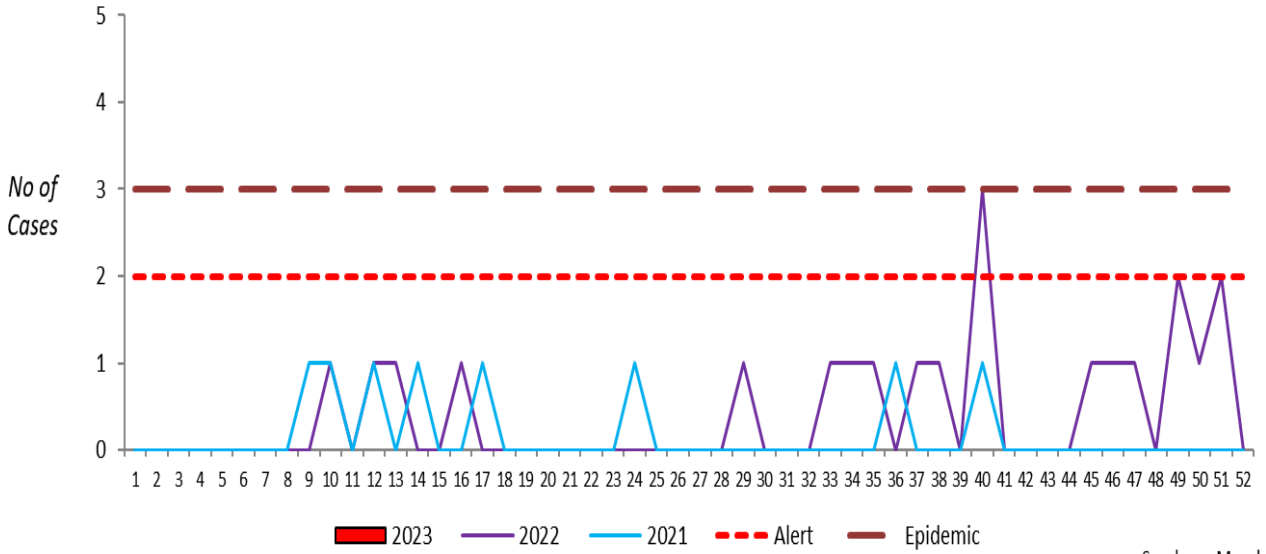
HFMD JOHOR 2021-2023



LEPTOSPIROSIS JOHOR



MEASLES (LAB CONFIRMED/CLINICAL/EPID LINK) JOHOR 2021 - 2023



Sumber: eMeasles



KEMENTERIAN KESIHATAN MALAYSIA

9 LANGKAH KESELAMATAN DI MUSIM BANJIR

 <p>Elakkan dari bermain atau meredah air banjir</p>	 <p>Pakai pelindung diri semasa operasi memindahkan mangsa banjir</p>	 <p>Segera bersihkan badan yang terkena air banjir dengan air bersih</p>	 <p>Cuci tangan dengan betul dan sentiasa jaga kebersihan diri</p>
 <p>Jangan guna air banjir untuk membersihkan diri, peralatan atau makanan</p>	 <p>Sentiasa guna air bersih atau air berbotol untuk minum, cuci makanan, peralatan dan diri</p>	 <p>Sentiasa bersihkan pusat pemindahan supaya tidak dihidangi lalat dan tikus</p>	 <p>Pakai pelindung diri semasa mencuci rumah dan persekitaran selepas banjir</p>
 <p>Dapatkan rawatan segera sekiranya demam dalam tempoh 30 hari selepas kerja pembersihan</p>			



KEMENTERIAN KESIHATAN MALAYSIA

JOM IKUTI 8 TIP PENYEDIAAN HIDANGAN SIHAT SEMASA PERAYAAN TAHUN BAHARU CINA

- Hidangkan pelbagai jenis sayur-sayuran semasa makan besar atau semasa meraikan tetamu.
- Hidangkan sumber makanan tinggi serat seperti beras perang, roti bijirin penuh.
- Sediakan daging yang telah dibuang lemak atau ayam/itik yang telah dibuang kulit.
- Kurangkan menghidang minuman manis.
- Pastikan minum air kosong.
- Masak makanan dengan kaedah lebih sihat (merebus, memanggang, mengukus atau menumis dengan minyak yang sedikit).
- Gunakan herba dan rempah semula jadi atau buah kering untuk gantikan penggunaan gula, garam dan sos dalam makanan.
- Hidangkan buah-buahan segar.



Acronym

AGE: Acute gastroenteritis infection	KPPK: Ketua Penolong Pengarah Kanan
AIDS: Acquired immune deficiency syndrome	KT: Kota Tinggi
BP: Batu Pahat	MG: Mersing
CDC: Communicable Disease Control	MR: Muar
EW: Epidemiological Week	PN: Pontian
HIV: Human immunodeficiency virus	PUI: Person under investigation
ILI: Influenza like illness	SARI: Severe acute respiratory illness
JB: Johor Bahru	SG: Segamat
KG: Kluang	TG: Tangkak
KK: Klinik Kesihatan	

Advisor

Dr Shaharom Nor Azian Binti Che Mat Din

Editorial Board

Dr Shahril Azian Bin Hj Masrom
Dr Bala Murali a/l Sundram
Dr Hjh Hazlin Binti Abu Bakar
Dr Nurmawati Binti Ahmad
Dr Lily Rafidah Binti Mohamed Zaki
Dr Yusmah Binti Muhamad

Editorial Staff

Dr Siti Umairah Binti Muhadi
Pn. Lim Cheau Ju
Pn. Nor Elliza Binti Othman
En. K. Francis Kewagu
En. Ramizam Bin Harun
En. Rodzi Iswan Bin Ramin
Pn. Maria Jennifer a/p Andrew
En. Muhammad Hazim Bin Ismail

Communicable Disease Control & Surveillance Unit
Johor Health Department (Public Health Division)
Jalan Pesiaran Permai, 81300 Johor Bahru
Tel: 07-2356136 Fax: 07-2356221
cprcknj@moh.gov.my cdcsurvjhr@moh.gov.my