



NOTIFIABLE COMMUNICABLE DISEASES FOR CURRENT WEEK

NO.	DISEASE	EW 07/2022	EW 07/2023	MEDIAN	CUMULATIVE 2022 UNTIL EW07	CUMULATIVE 2023 UNTIL EW07
1.	AVIAN INFLUENZA	0	0	NA	0	0
2.	CHANCROID	0	0	0	0	0
3.	CHOLERA	0	0	0	0	0
4.	DENGUE FEVER	21	139	120	183(0)	994(2)
5.	CHIKUNGUNYA	0	0	0	2(0)	3(0)
6.	DIPHTHERIA	0	0	0	0	0
7.	DYSENTERY (all type)	0	0	0	0	2
8.	EBOLA	0	0	0	0	0
9.1	FOOD POISONING (episode)	1	1	0	4	6
9.2	FOOD POISONING (case)	35	19	0	70	185
10.	GONOCOCCAL INFECTION (all forms)	1	5	7	14	20
11.	HAND,FOOT&MOUTH DISEASE (HFMD)	25	51	41	84	229
12.	HIV INFECTION	6	22	0	147(8)	137(13)
13.	LEPROSY	0	0	0	1	0
14.	LEPTOSPIROSIS	0	24	3	4	59
15.	MALARIA	0	1	1	0	3
16.	MEASLES	0	0	0	0	0
17.	MERSCoV	0	0	0	0	0
18.	PLAGUE	0	0	0	0	0
19.	ACUTE POLIOMYELITIS	0	0	0	0	0
20.	RABIES	0	0	0	0	0
21.	RELAPSING FEVER	0	0	0	0	0
22.	SYPHILIS (all forms)	4	8	4	35	54
23.	TETANUS (Neonatorum / Adult)	0	0	0	0	0
24.	TUBERCULOSIS	41	41	41	229(23)	278(7)
25.	TYPHOID & PARATYPHOID FEVER	0	1	0	0	1
26.	TYPHUS & OTHER RICKETTSIOSIS	0	0	0	0	0
27.	VIRAL ENCEPHALITIS	0	0	0	0	1
28.	VIRAL HEPATITIS	3	23	0	22	149
	a) Hepatitis A	0	0	0	0	1(1)
	b) Hepatitis B	0	2	1	3(0)	43(1)
	c) Hepatitis C	3	21	3	19(0)	105(5)
	d) Other Hepatitis	0	0	0	0	0
29.	PERTUSSIS	0	1	0	0	3
30.	YELLOW FEVER	0	0	0	0	0
31.	ZIKA	0	0	NA	0	0
32.	COVID-19	18892	80	3037	53534 (128)	651(16)
33.	COVID 19 VARIANT XBB	-	-	-	-	*328

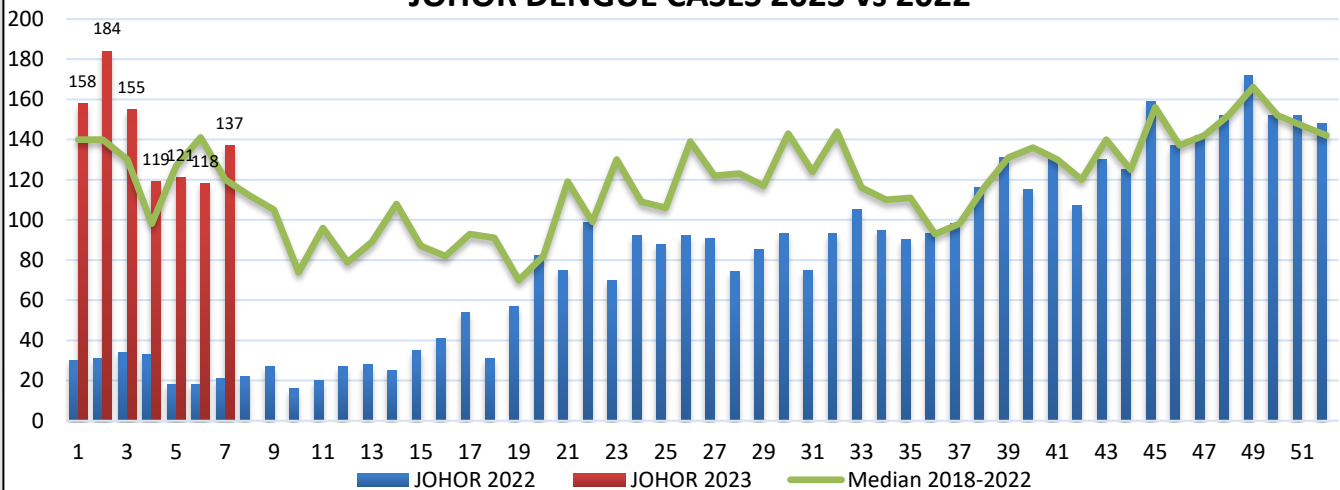
*Notes: () is a cumulative death; resource: e-Notifikasi, e-Dengue, MyTb, NAR Covid19 variant XBB Data dari Tahun 2022

NOTIFIABLE COMMUNICABLE DISEASES FOR CURRENT WEEK

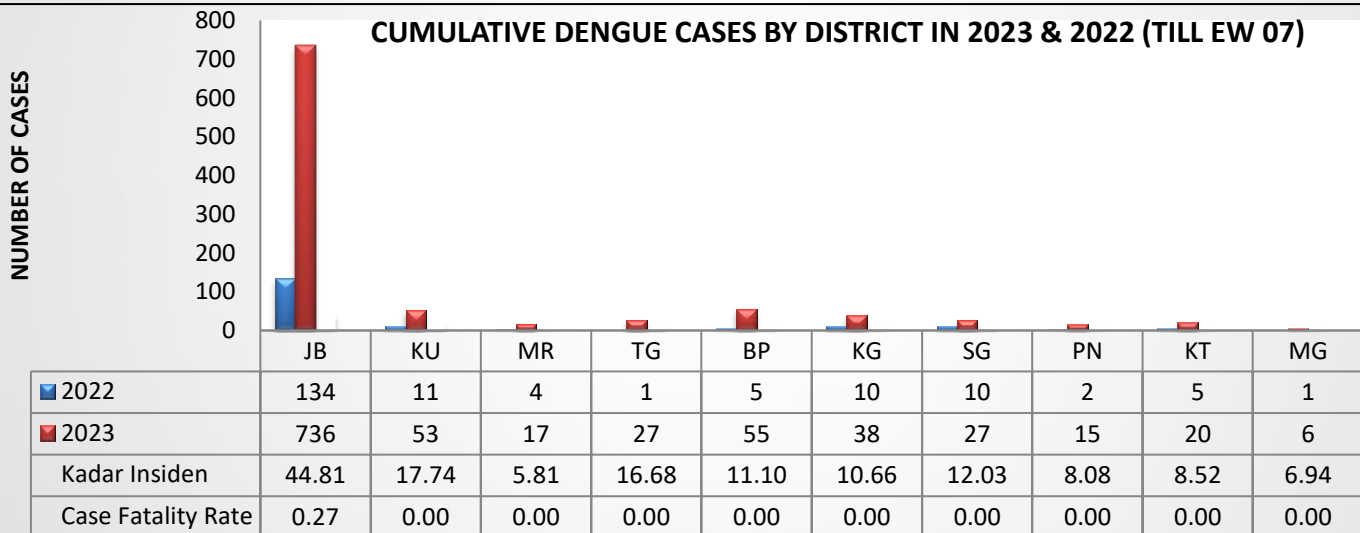
NO.	DISEASE	JB	KJ	MR	TG	BP	KG	SG	PN	KT	MG	JOHOR
1.	AVIAN INFLUENZA	0	0	0	0	0	0	0	0	0	0	0
2.	CHANCROID	0	0	0	0	0	0	0	0	0	0	0
3.	CHOLERA	0	0	0	0	0	0	0	0	0	0	0
4.	DENGUE FEVER	736	53	17	27	55	38	27	15	20	6	994
5.	CHIKUNGUNYA	3	0	0	0	0	0	0	0	0	0	3
6.	DIPHTHERIA	0	0	0	0	0	0	0	0	0	0	0
7.	DYSENTERY (All types)	0	0	1	0	1	0	0	0	0	0	2
8.	EBOLA	0	0	0	0	0	0	0	0	0	0	0
9.	FOOD POISONING	100	0	0	31	32	0	0	0	22	0	185
10.	GONOCOCCAL INFECTION (All forms)	4	4	0	1	5	3	1	1	1	0	20
11.	HAND, FOOT & MOUTH DISEASE (HFMD)	90	8	5	20	14	16	12	20	44	0	229
12.	HIV INFECTION (All forms)	76	10	0	7	10	13	10	3	8	0	137
13.	LEPROSY	0	0	0	0	0	0	0	0	0	0	0
14.	LEPTOSPIROSIS	14	3	6	0	0	2	13	12	9	2	61
15.	MALARIA	1	0	0	0	1	0	1	0	0	0	3
16.	MEASLES	0	0	0	0	0	0	0	0	0	0	0
17.	MERSCoV	0	0	0	0	0	0	0	0	0	0	0
18.	PLAGUE	0	0	0	0	0	0	0	0	0	0	0
19.	ACUTE POLIOMYELITIS	0	0	0	0	0	0	0	0	0	0	0
20.	RABIES	0	0	0	0	0	0	0	0	0	0	0
21.	RELAPSING FEVER	0	0	0	0	0	0	0	0	0	0	0
22.	SYPHILIS (All forms)	25	3	0	0	11	3	5	4	2	1	54
23.	TETANUS (Neonatorum / Adult)	0	0	0	0	0	0	0	0	0	0	0
24.	TUBERCULOSIS (All forms)	155	18	16	4	20	22	7	6	25	5	278
25.	TYPHOID & PARATYPHOID FEVER	0	1	0	0	0	0	0	0	0	0	1
26.	TYPHUS & OTHER RICKETTSIOSSES	0	0	0	0	0	0	0	0	0	0	0
27.	VIRAL ENCEPHALITIS	1	0	0	0	0	0	0	0	0	0	1
28.	VIRAL HEPATITIS											
	a) Hepatitis A	0	0	0	0	1	0	0	0	0	0	1
	b) Hepatitis B	11	4	4	3	7	3	9	0	1	1	43
	c) Hepatitis C	12	8	0	29	3	13	9	6	25	0	105
	d) Other Hepatitis	0	0	0	0	0	0	0	0	0	0	0
29.	PERTUSSIS	1	0	0	2	0	0	0	0	0	0	3
30.	YELLOW FEVER	0	0	0	0	0	0	0	0	0	0	0
31.	ZIKA	0	0	0	0	0	0	0	0	0	0	0
32.	COVID-19	483	21	17	7	28	33	6	18	32	6	651
33.	*COVID 19 VARIANT XBB	189	28	32	14	15	20	1	10	19	0	328

*Notes: Covid19 variant XBB Data dari Tahun 2022

JOHOR DENGUE CASES 2023 vs 2022



CUMULATIVE DENGUE CASES BY DISTRICT IN 2023 & 2022 (TILL EW 07)



CUMULATIVE VECTOR BORNE DISEASE IN JOHOR EW 07/2023

DISEASE	JB	KU	MR	TGK	BP	KLK	SGT	PTN	KT	MSG	JOH
MALARIA	1	0	0	0	1	0	1	0	0	0	3
DENGUE	736	53	17	27	55	38	27	15	20	6	994
FILARIASIS	0	0	0	0	0	1	0	0	0	1	2
CHIKUNGUNYA	3	0	0	0	0	0	0	0	0	0	3
J.E	0	0	0	0	0	0	0	0	0	0	0
TYPHUS	0	0	0	0	0	0	0	0	0	0	0
YELLOW FEVER	0	0	0	0	0	0	0	0	0	0	0
PLAGUE	0	0	0	0	0	0	0	0	0	0	0
ZIKA	0	0	0	0	0	0	0	0	0	0	0

EW 07 : Denggi (139 kes), Malaria (1 kes), Filariasis (0 kes), Chikun (0 kes), JE (0 kes)

LABORATORY SURVEILLANCE

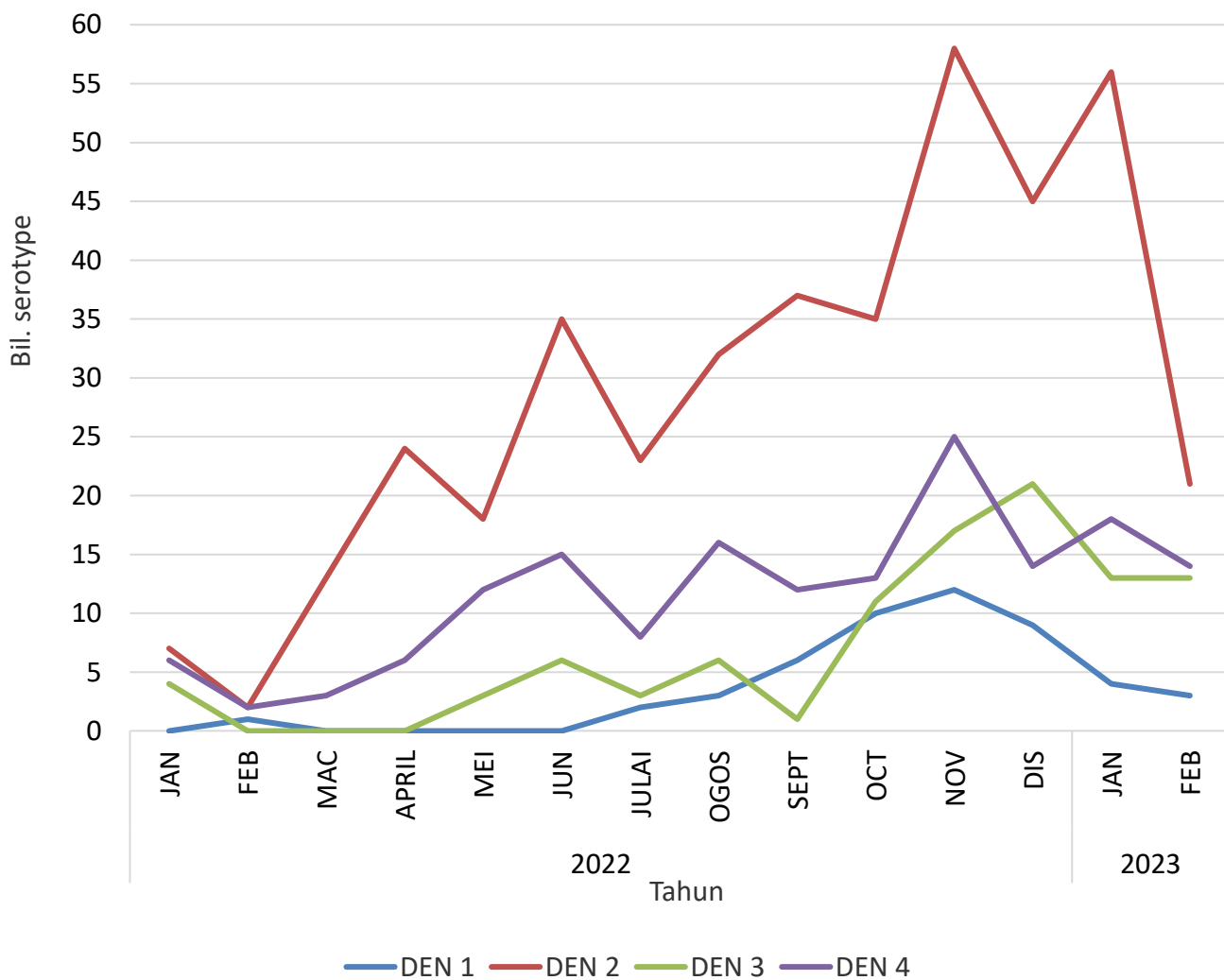
Dengue Virus Serotype Surveillance (DVSS) in Johor 2023 (Epid Week 7)

SENTINEL AREA	TARGET SAMPLE (WEEKLY)	TOTAL RECEIVED	qPCR DENGUE SEROTYPE RESULT						
			DEN 1	DEN 2	DEN 3	DEN 4	Mix DEN	ND*	PENDING
H. ENCHE BESAR HAJJAH KALSOM KLUANG	5	0	0	0	0	0	0	0	0
H. KOTA TINGGI	5	3	0	3	0	0	0	0	0
H. PAKAR SULTANAH FATIMAH	5	1	0	0	0	0	0	1	0
H. SEGAMAT	5	0	0	0	0	0	0	0	0
H. SULTAN ISMAIL	5	1	0	0	0	0	0	1	0
H. SULTANAH AMINAH	5	0	0	0	0	0	0	0	0
H. SULTANAH NORA ISMAIL	5	5	2	1	0	0	0	0	2
H. TEMENGGUNG SERI MAHARAJA TUN IBRAHIM	5	4	0	3	0	1	0	0	0
KK MAHMOODIAH	5	5	0	1	1	1	0	2	0
KK PASIR GUDANG	5	2	0	0	0	2	0	0	0
KK SULTAN ISMAIL	5	2	0	0	1	0	0	1	0
TOTAL	55	23	2	8	2	4	0	5	2
TOTAL DENGUE SEROTYPE POSITIVE	-	-	16				-	-	-

Dengue Virus Serotype Surveillance (DVSS) in Johor 2023 (cumulative data until Epid Week 7)

SENTINEL AREA	TARGET SAMPLE (UNTIL EW 07)	TOTAL RECEIVED	qPCR DENGUE SEROTYPE RESULT						
			DEN 1	DEN 2	DEN 3	DEN 4	Mix DEN	ND*	PENDING
H. ENCHE BESAR HAJJAH KALSOM KLUANG	35	4	0	1	1	1	0	1	0
H. KOTA TINGGI	35	18	1	10	2	2	0	3	0
H. PAKAR SULTANAH FATIMAH	35	13	0	3	2	5	0	3	0
H. SEGAMAT	35	3	0	1	0	2	0	0	0
H. SULTAN ISMAIL	35	26	1	7	3	5	0	10	0
H. SULTANAH AMINAH	35	32	1	11	4	2	0	14	0
H. SULTANAH NORA ISMAIL	35	19	3	8	2	2	0	2	2
H. TEMENGGUNG SERI MAHARAJA TUN IBRAHIM	35	30	0	24	1	3	0	2	0
KK MAHMOODIAH	35	21	0	5	5	3	0	8	0
KK PASIR GUDANG	35	17	1	5	2	5	0	4	0
KK SULTAN ISMAIL	35	11	0	2	4	2	0	3	0
TOTAL	385	194	7	77	26	32	0	50	2
Percentage (%)	-	-	3.6%	39.7%	13.4%	16.5%	0	25.8%	1.0%
Total Dengue Serotype Positive	-	-	142				-	-	-

DENGUE SEROTYPE IN JOHOR 2022 - 2023 (WK 7/2023)



CASE LIST OF HIV & AIDS (NAR) AND CHANCROID, GONORRHOEA, SYPHILIS & HEPATITIS C (E-NOTIFICATION) BY DISTRICT, JOHOR STATES FOR W01-W07 YEAR 2022 & YEAR 2023

DISTRICT OF	HIV	KHIV	HIV	KHIV	AIDS	K AIDS	AIDS	KAIDS	CHANCROID		GONORRHOEA		SYPHILIS		HEPATITIS C	
	W01-W07 2022	W01-W07 2022	W01-W07 2023	W01-W07 2023	W01-W07 2022	W01-W07 2022	W01-W07 2023	W01-W07 2023	W01-W07 2022	W01-W07 2023	W01-W07 2022	W01-W07 2023	W01-W07 2022	W01-W07 2023	W01-W07 2022	W01-W07 2023
JB	49	0	42	3	34	1	27	4	0	0	8	4	37	21	16	6
MR	8	0	0	0	2	1	0	0	0	0	1	0	0	1	2	0
BP	12	0	4	0	5	2	5	1	0	0	3	5	4	7	8	3
KLG	6	0	10	0	1	0	2	1	0	0	0	3	3	3	2	13
SGT	5	0	5	0	1	0	3	2	0	0	0	1	1	5	2	7
PTN	1	0	2	0	2	1	1	0	0	0	1	1	1	2	4	6
KT	0	0	5	0	0	1	2	1	0	0	0	1	1	1	0	8
MSG	0	0	0	0	0	0	0	0	0	0	0	0	0	0	2	0
TGK	2	1	2	0	1	1	4	1	0	0	1	1	0	0	1	15
KUL	2	0	6	0	2	0	4	0	0	0	1	3	1	3	3	3
JHR	85	1	76	3	48	7	48	10	0	0	15	19	48	43	40	61

NEW HIV RISK FACTORS BY DISTRICT, JOHOR STATES FOR EPID WEEK W01-W07 YEAR 2022 AND YEAR 2023

RISK FACTORS	HOMO/BISEKSUAL		HETEROSEXUAL		INTRAVENOUS DRUG USE (INVIDU)		VERTICAL		UNDETERMINE		NEEDLE STICK INJURY		BLANK		TOTAL	
	W01-W07 2022	W01-W07 2023	W01-W07 2022	W01-W07 2023	W01-W07 2022	W01-W07 2023	W01-W07 2022	W01-W07 2023	W01-W07 2022	W01-W07 2023	W01-W07 2022	W01-W07 2023	W01-W07 2022	W01-W07 2023	W01-W07 2022	W01-W07 2023
JB	34	18	13	19	0	2	0	0	2	0	0	0	0	3	49	42
MR	6	0	2	0	0	0	0	0	0	0	0	0	0	0	8	0
BP	4	4	6	0	1	0	0	0	1	0	0	0	0	0	12	4
KLG	3	3	3	5	0	2	0	0	0	0	0	0	0	0	6	10
SGT	4	2	1	3	0	0	0	0	0	0	0	0	0	0	5	5
PTN	1	0	0	1	0	1	0	0	0	0	0	0	0	0	1	2
KT	0	1	0	3	0	0	0	0	0	0	0	0	0	0	0	4
MSG	0	0	0	0	0	1	0	0	0	0	0	0	0	0	0	1
TGK	1	2	1	0	0	0	0	0	0	0	0	0	0	0	2	2
KUL	2	3	0	3	0	0	0	0	0	0	0	0	0	0	2	6
JHR	55	33	26	34	1	6	0	0	3	0	0	0	0	3	85	76
%	64.7	43.4	30.6	44.7	1.2	7.9	0.0	0.0	3.5	0.0	0.0	0.0	0.0	3.9	100.0	100.0



HASIL RAWATAN KES TIBI WARGANEGARA (ME 1-7 2022, N= 182)



SASARAN KADAR SUKSES : ≥90%

DAERAH	MASIH DALAM RAWATAN	TERHENTI RAWATAN	MATI BELUM DIAUDIT	RR/ MDR/ XDR	KADAR SUKSES (%)
BATU PAHAT	2	0	0	0	84.6
JOHOR BAHRU	19	3	0	0	71.2
KLUANG	1	2	0	0	73.3
KOTA TINGGI	1	0	0	0	90.0
KULAI	0	0	0	0	81.8
TANGKAK	0	0	0	0	100.0
MERSING	0	0	0	0	100.0
MUAR	0	0	0	0	100.0
PONTIAN	1	0	0	0	75.0
SEGAMAT	2	0	1	0	50.0
JOHOR	26	5	1	0	76.4



PENCAPAIAN PEMERIKSAAN KONTAK BAGI KOHOT JAN 2023 (SASARAN 1: 10)

BP	JB	KG	KT	KU	MG	MR	PN	SG	TG	JOHOR
1:10	1:5	1:5	1:9	1:4	1:4	1:5	1:6	1:8	1:4	1:5

DATA SEHINGGA ME 07 (18/02/2023) MUAT TURUN PADA (20/02/2023)

JABATAN KESIHATAN NEGERI JOHOR



DISEASES OUTBREAK

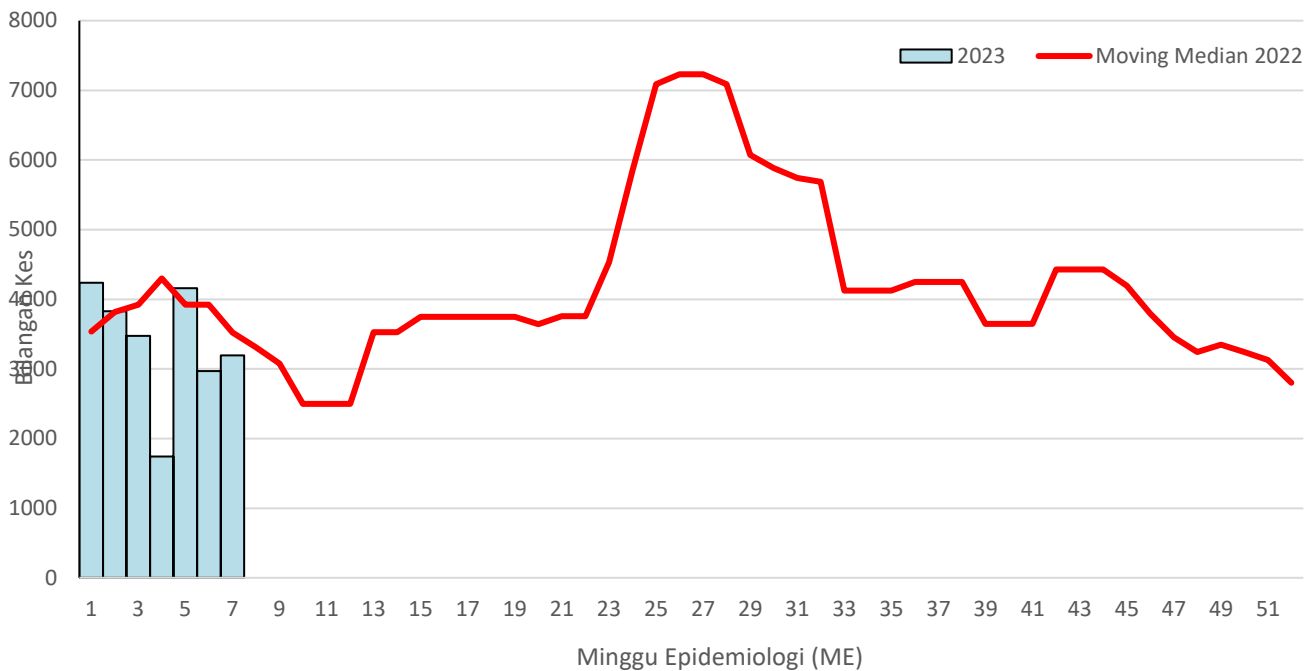
CLUSTER / OUTBREAK BY DISTRICT ON EW 07/2023

NO.	DISTRICT	LOCALITY	DISEASE/EVENT
1	JOHOR BAHRU	MRSM JOHOR BAHRU	KONJUNKTIVITIS
2	JOHOR BAHRU	ILKKM JOHOR BAHRU	KERACUNAN MAKANAN
3	TANGKAK	TADIKA SRI PELANGI	HFMD
4	BATU PAHAT	TADIKA GENIUS UMMAH	KERACUNAN MAKANAN
5	JOHOR BAHRU	GARDEN CHILD CARE CENTRE	HFMD

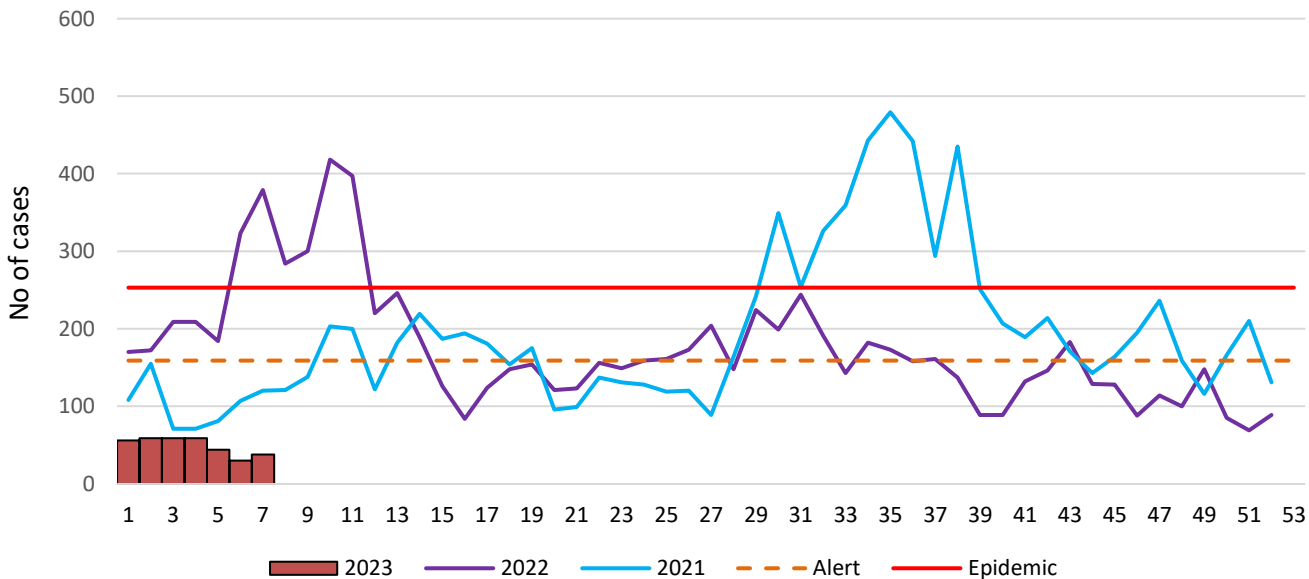
CUMULATIVE CLUSTER / OUTBREAK BY DISTRICT EW 07/ 2023

NO.	DISEASES	JB	KJ	MR	TG	BP	KG	SG	PN	KT	MG	JOHOR
1.	FOOD POISONING	2	0	0	2	1	0	0	0	1	0	6
2.	DIPHtheria	0	0	0	0	0	0	0	0	0	0	0
3.	CHICKEN POX	3	0	1	0	1	1	0	0	0	0	6
4.	HFMD	3	0	0	1	0	1	0	0	0	0	5
5.	LEPTOSPIROSIS	0	0	0	0	0	0	0	0	0	0	0
6.	SCABIES	0	0	0	0	0	0	0	0	0	0	0
7.	AGE	0	0	0	0	0	0	0	0	0	0	0
8.	MUMPS	0	0	0	0	0	0	0	0	0	0	0
9.	MEASLES	0	0	0	0	0	0	0	0	0	0	0
10	ILI	0	0	0	0	0	0	0	0	0	0	0
11.	TUBERCULOSIS	0	0	0	0	0	0	0	0	0	0	0
12.	INFLUENZA	2	1	0	0	0	0	0	0	0	0	3
13.	CONJUNCTIVITIS	1	0	0	1	0	2	0	0	1	0	5
14.	URTI	0	0	0	0	0	0	0	0	0	0	0
15.	TYPHIOD	0	0	0	0	0	0	0	0	0	0	0
16.	DENGUE	81	1	1	0	5	1	0	0	0	0	89
17.	CHIKUGUNYA	1	0	0	0	0	0	0	0	0	0	1
18.	ROTAVIRUS	0	0	0	0	0	0	0	0	0	0	0

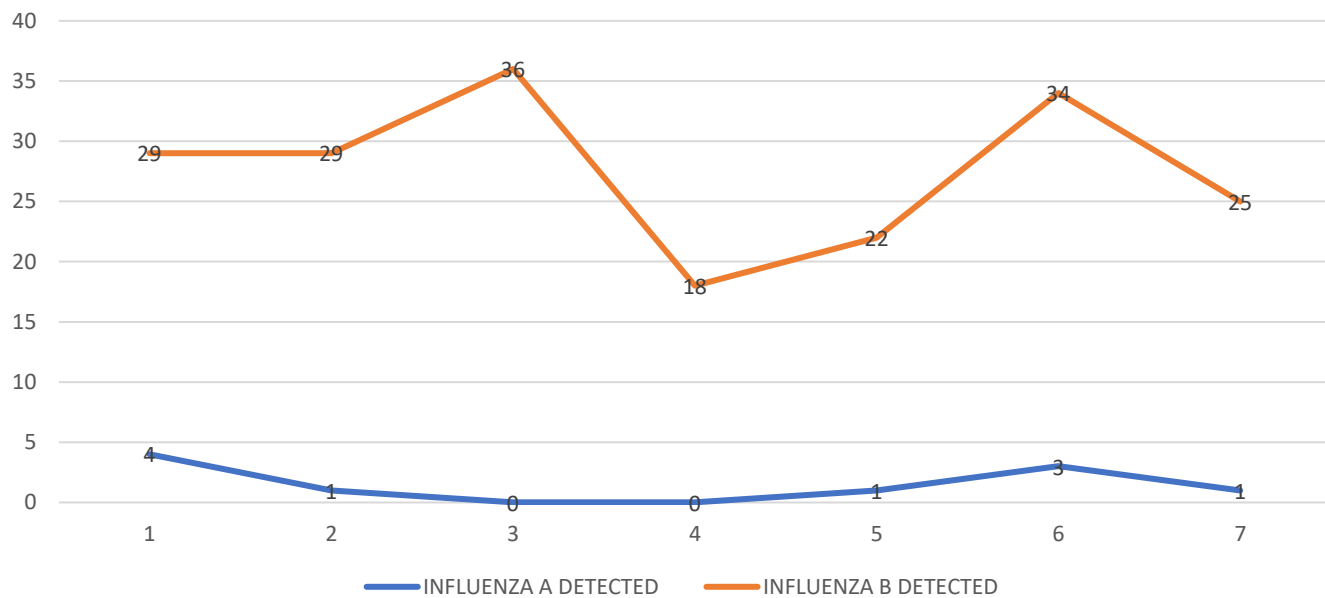
SURVELAN ILI DI KLINIK KESIHATAN NEGERI JOHOR TAHUN 2023



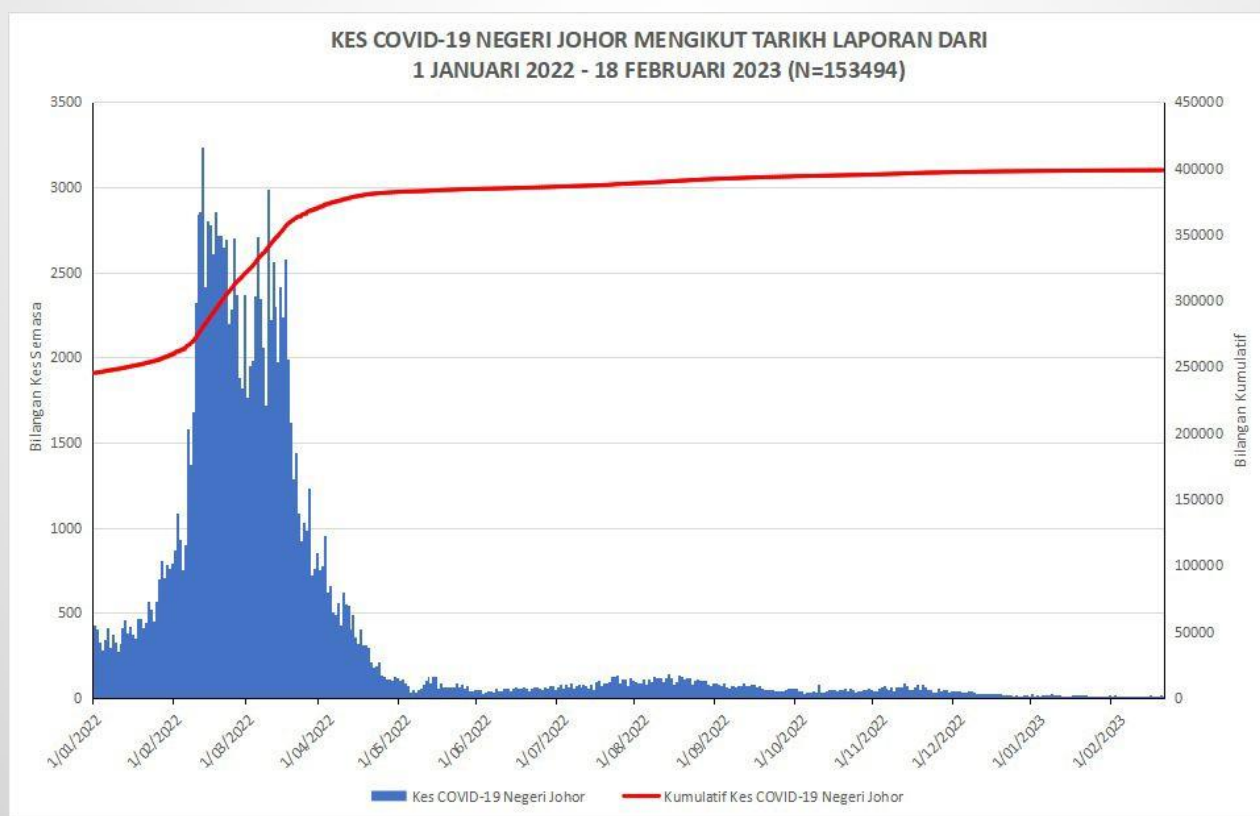
SENTINAL SURVEILLANCE OF sARI IN HOSPITAL SULTANAH AMINAH JOHOR BAHRU 2021-2023



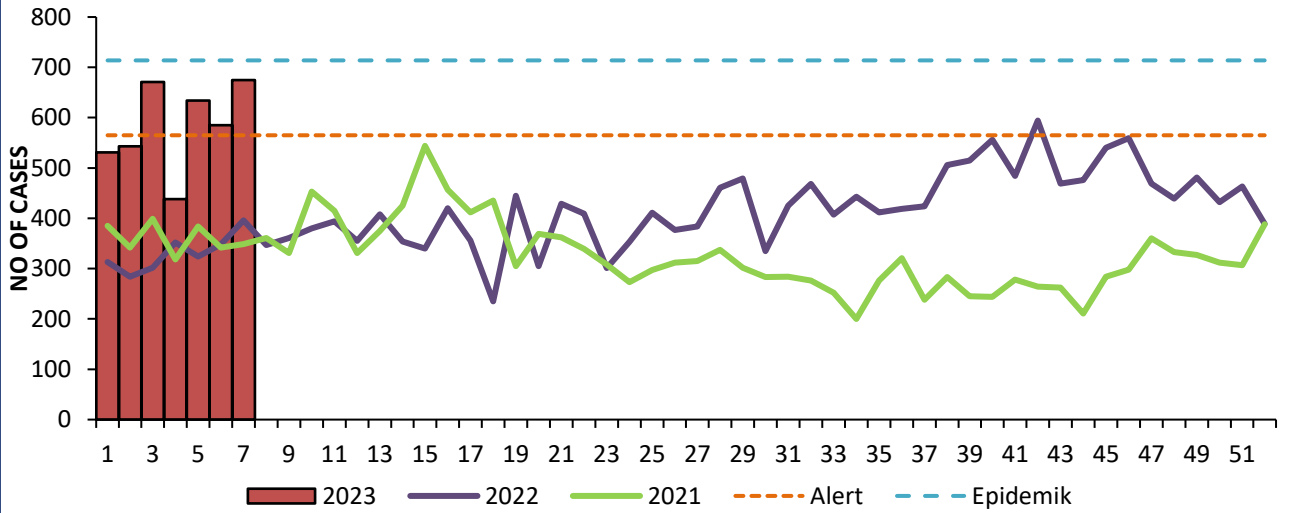
Tren Influenza A dan B di Klinik Sentinel Negeri Johor - 2023



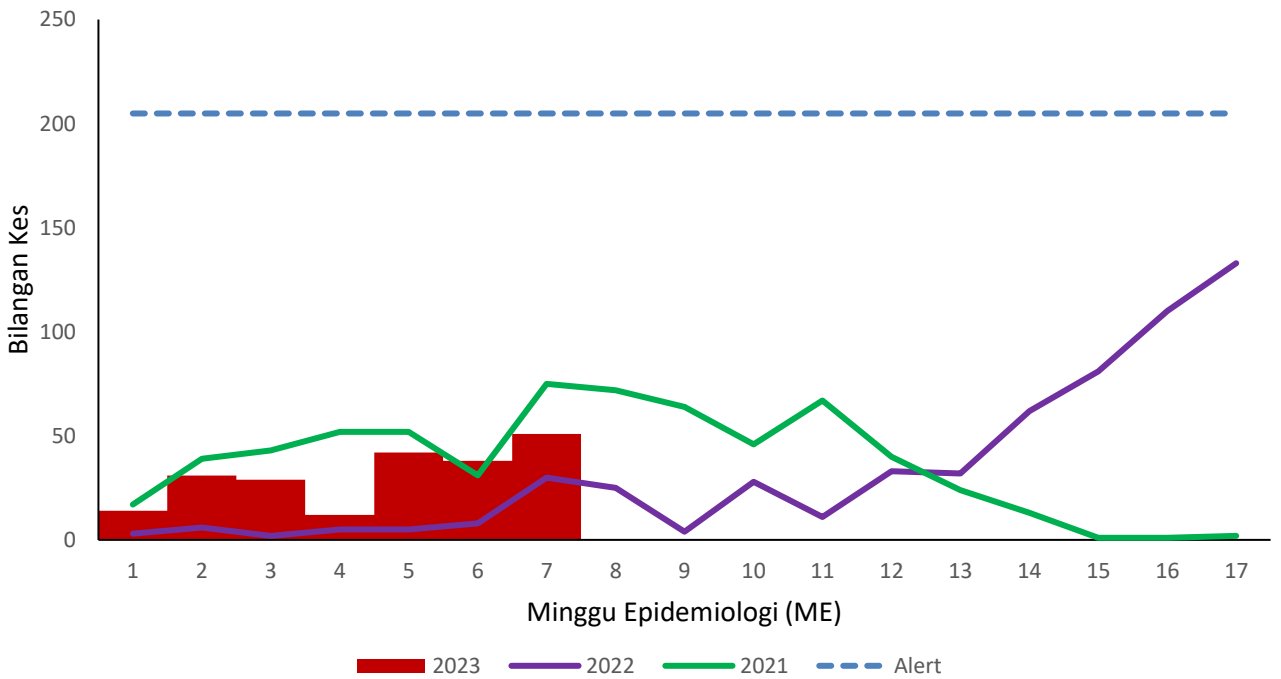
NO.	DOG BITE SURVEILLANCE	JAN 2022	JAN 2023	CUMULATIVE UNTIL JAN 2022	CUMULATIVE UNTIL JAN 2023
1.	No. of cases reported	5	12	5	12
2.	No. of cases received outpatient treatment	5	11	5	11
3.	No. of cases received rabiest vaccine outpatient	0	1	0	1
4.	No. of cases on Rabies follow-up (PEP)	0	1	0	1
5.	No. of cases completed follow-up (PEP)	0	0	0	0
6.	No. of cases admitted	0	1	0	1
7.	No. of sample taken for Rabies test	0	0	0	0
8.	No. of case positive Rabies	0	0	0	0
9.	No. of bite died of Rabies	0	0	0	0
10.	No. of dog involved in bite cases	5	9	5	9



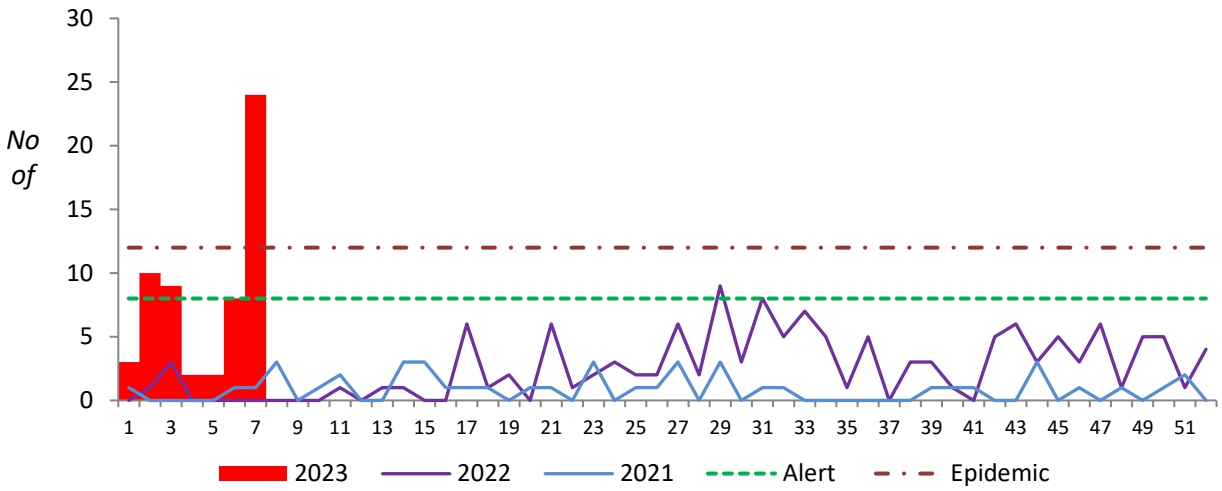
AGE JOHOR 2021-2023

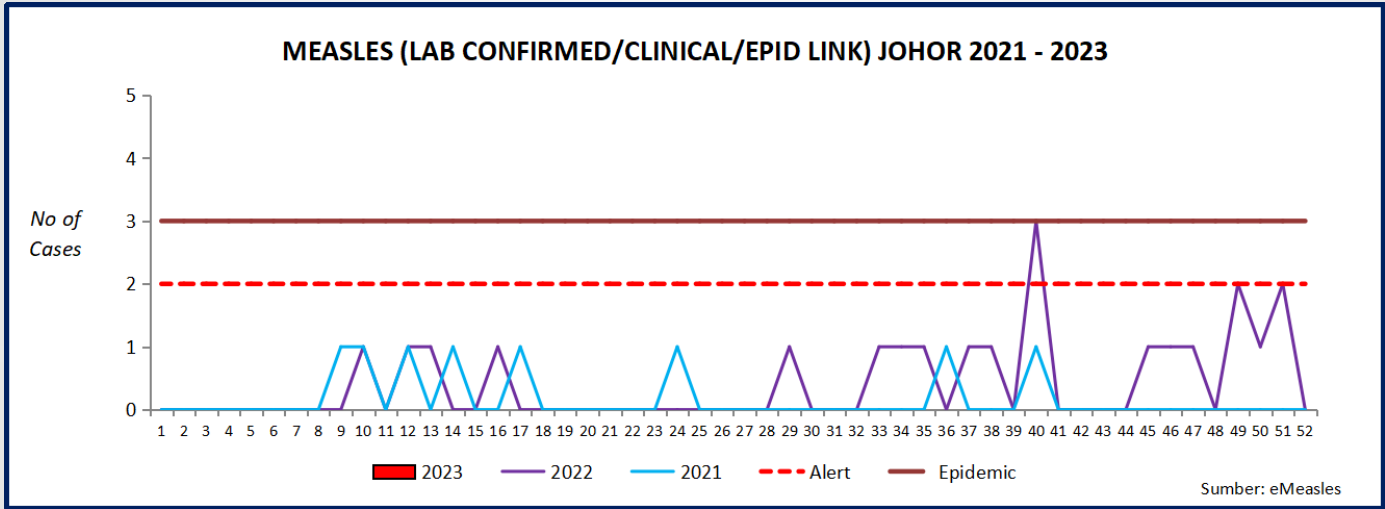


HFMD JOHOR 2021-2023



LEPTOSPIROSIS JOHOR 2021-2023







KEMENTERIAN KESIHATAN MALAYSIA

SINDROM DOWN



Mempunyai lebih satu kromosom pada pasangan **kromosom 21 (Trisomi 21)**

Ini menyebabkan ciri-ciri yang ada pada individu Sindrom Down



Boleh dikesan semasa kehamilan melalui ujian darah, **imbasan ultrabunyi** atau **analisis cecair ketuban (amniotic fluid)**

Ciri-ciri fizikal Sindrom Down

1.  Muka leper dan kepala yang pendek (*brachycephaly*)
2.  Jarak antara kedua-dua belah mata yang lebar (*hypertelorism*)
3.  Kedudukan telinga rendah daripada biasa dan cuping telinga yang kecil
4.  Tapak tangan lebar dan terdapat hanya satu garis tunggal di permukaan telapak tangan (*single crease*)
5.  Lelangit yang pendek dan lidah yang lebar (*macroglossia*)

Sayangi mereka, lindungi mereka



KEMENTERIAN KESIHATAN MALAYSIA

Kanak-kanak **ASD** biasanya mengalami simptom seperti berikut :



Masalah kognitif dan pembelajaran



Masalah komunikasi Sosial



Masalah tingkah laku



Masalah integrasi Sensori



Masalah pengurusan diri



MALAYSIA MADANI

UKK KKM

Acronym

AGE: Acute gastroenteritis infection	KPPK: Ketua Penolong Pengarah Kanan
AIDS: Acquired immune deficiency syndrome	KT: Kota Tinggi
BP: Batu Pahat	MG: Mersing
CDC: Communicable Disease Control	MR: Muar
EW: Epidemiological Week	PN: Pontian
HIV: Human immunodeficiency virus	PUI: Person under investigation
ILI: Influenza like illness	SARI: Severe acute respiratory illness
JB: Johor Bahru	SG: Segamat
KG: Kluang	TG: Tangkak
KK: Klinik Kesihatan	

Advisor

Dr Siti Khatijah Binti Abdul Rahim

Editorial Board

Dr Shahril Azian Bin Hj Masrom
Dr Bala Murali a/l Sundram
Dr Hjh Hazlin Binti Abu Bakar
Dr Nurmawati Binti Ahmad
Dr Lily Rafidah Binti Mohamed Zaki
Dr Yusmah Binti Muhamad

Editorial Staff

Dr Siti Umairah Binti Muhadi
Pn. Lim Cheau Ju
Pn. Nor Elliza Binti Othman
En. K. Francis Kewagu
En. Ramizam Bin Harun
En. Rodzi Iswan Bin Ramin
Pn. Maria Jennifer a/p Andrew
En. Muhammad Hazim Bin Ismail

Communicable Disease Control & Surveillance Unit
Johor Health Department (Public Health Division)
Jalan Pesiaran Permai, 81300 Johor Bahru

Tel: 07-2356136 Fax: 07-2356221

cprcknj@moh.gov.my cdcsurvjhr@moh.gov.my