



## NOTIFIABLE COMMUNICABLE DISEASES FOR CURRENT WEEK

NO.	DISEASE	EW 14/2022	EW 14/2023	MEDIAN	CUMULATIVE 2022 UNTIL EW14	CUMULATIVE 2023 UNTIL EW14
1.	AVIAN INFLUENZA	0	0	NA	0	0
2.	CHANCROID	0	0	0	0	0
3.	CHOLERA	0	0	0	0	0
4.	DENGUE FEVER	25	166	108	348(0)	2,073(2)
5.	CHIKUNGUNYA	0	0	0	2(0)	6(0)
6.	DIPHThERIA	0	0	0	0	0
7.	DYSENTERY (all type)	0	0	0	0	3
8.	EBOLA	0	0	0	0	0
9.1	FOOD POISONING (episode)	0	0	0	4	11
9.2	FOOD POISONING (case)	0	0	0	101(0)	301(1)
10.	GONOCOCCAL INFECTION (all forms)	3	10	3	18	75
11.	HAND,FOOT&MOUTH DISEASE (HFMD)	62	59	51	254	577
12.	HIV INFECTION	0	14	0	180(11)	246(22)
13.	LEPROSY	0	0	0	1	3
14.	LEPTOSPIROSIS	1	1	3	8(0)	106(1)
15.	MALARIA	1	0	0	1	8
16.	MEASLES	0	1	0	1	6
17.	MERSCoV	0	0	0	0	0
18.	PLAGUE	0	0	0	0	0
19.	ACUTE POLIOMYELITIS	0	0	0	0	0
20.	RABIES	0	0	0	0	0
21.	RELAPSING FEVER	0	0	0	0	0
22.	SYPHILIS (all forms)	6	5	5	63	130
23.	TETANUS (Neonatorum / Adult)	0	0	0	0	0
24.	TUBERCULOSIS	35	54	37	452(54)	554(21)
25.	TYPHOID & PARATYPHOID FEVER	0	0	0	0	1
26.	TYPHUS & OTHER RICKETTSIOSIS	0	0	0	0	1
27.	VIRAL ENCEPHALITIS	0	0	0	0	1
28.	VIRAL HEPATITIS	0	0	0	0	0
	a) Hepatitis A	0	0	0	0	1(1)
	b) Hepatitis B	2	8	2	21(0)	92(2)
	c) Hepatitis C	6	46	6	60(0)	235(6)
	d) Other Hepatitis	0	0	0	0	0
29.	PERTUSSIS	0	0	0	0	3
30.	YELLOW FEVER	0	0	0	0	0
31.	ZIKA	0	0	NA	0	0
32.	COVID-19	3710	144	821	132100 (599)	1361(21)
33.	COVID 19 VARIANT XBB	-	0	-	-	*340

\*Notes: ( ) is a cumulative death; resource: e-Notifikasi, e-Dengue, MyTb, NAR Covid19 variant XBB Data dari Tahun 2022

## NOTIFIABLE COMMUNICABLE DISEASES FOR EW12 BY DISTRICT

NO.	DISEASE	JB	KJ	MR	TG	BP	KG	SG	PN	KT	MG	JOHOR
1.	AVIAN INFLUENZA	0	0	0	0	0	0	0	0	0	0	0
2.	CHANCROID	0	0	0	0	0	0	0	0	0	0	0
3.	CHOLERA	0	0	0	0	0	0	0	0	0	0	0
4.	DENGUE FEVER	112	21	3	1	5	5	4	2	11	2	166
5.	CHIKUNGUNYA	0	0	0	0	0	0	0	0	0	0	0
6.	DIPHTHERIA	0	0	0	0	0	0	0	0	0	0	0
7.	DYSENTERY (All types)	0	0	0	0	0	0	0	0	0	0	0
8.	EBOLA	0	0	0	0	0	0	0	0	0	0	0
9.	FOOD POISONING	0	0	0	0	0	0	0	0	0	0	0
10.	GONOCOCCAL INFECTION (All forms)	2	0	0	0	2	1	2	0	3	0	10
11.	HAND, FOOT & MOUTH DISEASE (HFMD)	26	2	1	8	5	3	8	6	0	0	59
12.	HIV INFECTION (All forms)	6	2	2	0	0	1	1	2	0	0	14
13.	LEPROSY	0	0	0	0	0	0	0	0	0	0	0
14.	LEPTOSPIROSIS	0	0	0	0	0	0	1	0	0	0	1
15.	MALARIA	0	0	0	0	0	0	0	0	0	0	0
16.	MEASLES	0	1	0	0	0	0	0	0	0	0	1
17.	MERSCoV	0	0	0	0	0	0	0	0	0	0	0
18.	PLAGUE	0	0	0	0	0	0	0	0	0	0	0
19.	ACUTE POLIOMYELITIS	0	0	0	0	0	0	0	0	0	0	0
20.	RABIES	0	0	0	0	0	0	0	0	0	0	0
21.	RELAPSING FEVER	0	0	0	0	0	0	0	0	0	0	0
22.	SYPHILIS (All forms)	0	0	0	0	1	1	0	0	3	0	5
23.	TETANUS (Neonatorum / Adult)	0	0	0	0	0	0	0	0	0	0	0
24.	TUBERCULOSIS (All forms)	23	0	4	1	5	4	5	3	9	0	54
25.	TYPHOID & PARATYPHOID FEVER	0	0	0	0	0	0	0	0	0	0	0
26.	TYPHUS & OTHER RICKETTSIOSSES	0	0	0	0	0	0	0	0	0	0	0
27.	VIRAL ENCEPHALITIS	0	0	0	0	0	0	0	0	0	0	0
28.	VIRAL HEPATITIS											
	a) Hepatitis A	0	0	0	0	0	0	0	0	0	0	0
	b) Hepatitis B	0	1	0	0	2	1	3	0	1	0	8
	c) Hepatitis C	38	1	0	0	1	1	1	0	4	0	46
	d) Other Hepatitis	0	0	0	0	0	0	0	0	0	0	0
29.	PERTUSSIS	0	0	0	0	0	0	0	0	0	0	0
30.	YELLOW FEVER	0	0	0	0	0	0	0	0	0	0	0
31.	ZIKA	0	0	0	0	0	0	0	0	0	0	0
32.	COVID-19	84	19	7	0	8	7	0	6	13	0	114
33.	*COVID 19 VARIANT XBB	0	0	0	0	0	0	0	0	0	0	0

\*Notes: Covid19 variant XBB Data dari Tahun 2022

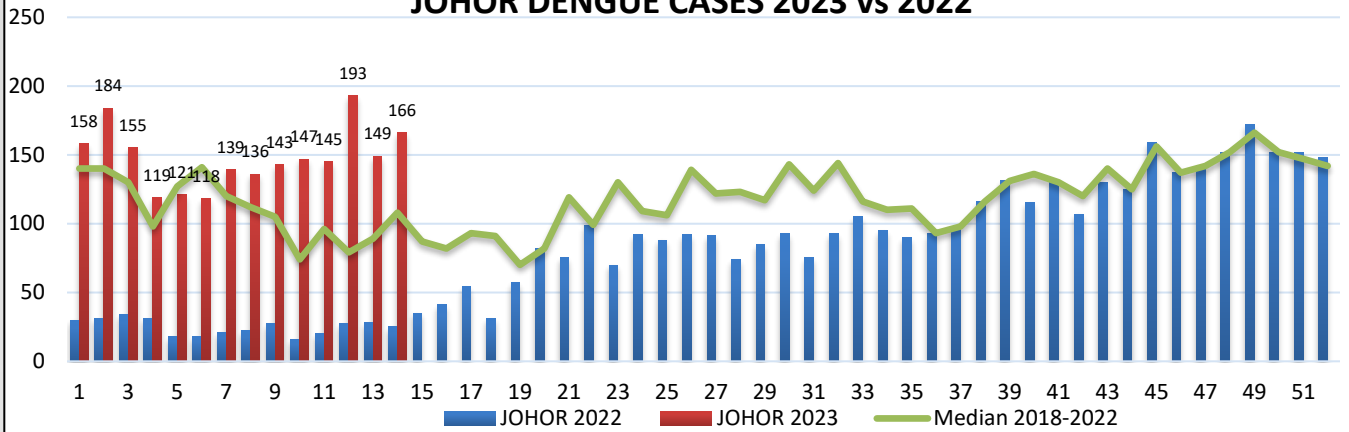
## CUMULATIVE NOTIFIABLE COMMUNICABLE DISEASES UNTIL EW12

NO.	DISEASE	JB	KJ	MR	TG	BP	KG	SG	PN	KT	MG	JOHOR
1.	AVIAN INFLUENZA	0	0	0	0	0	0	0	0	0	0	0
2.	CHANCROID	0	0	0	0	0	0	0	0	0	0	0
3.	CHOLERA	0	0	0	0	0	0	0	0	0	0	0
4.	DENGUE FEVER	1496	193	37	43	94	78	50	26	44	12	2073
5.	CHIKUNGUNYA	6	0	0	0	0	0	0	0	0	0	6
6.	DIPHTHERIA	0	0	0	0	0	0	0	0	0	0	0
7.	DYSENTERY (All types)	0	0	1	0	1	1	0	0	0	0	3
8.	EBOLA	0	0	0	0	0	0	0	0	0	0	0
9.	FOOD POISONING	127	0	0	83	67	2	0	0	22	0	301
10.	GONOCOCCAL INFECTION (All forms)	30	7	3	1	14	7	6	2	4	1	75
11.	HAND, FOOT & MOUTH DISEASE (HFMD)	270	19	8	53	31	46	40	45	64	1	577
12.	HIV INFECTION (All forms)	128	15	8	8	19	23	18	7	12	8	246
13.	LEPROSY	0	0	0	0	1	0	0	1	1	0	3
14.	LEPTOSPIROSIS	21	10	5	1	1	3	25	24	14	2	106
15.	MALARIA	3	2	0	0	2	0	1	0	0	0	8
16.	MEASLES	1	1	1	0	0	1	0	1	1	0	6
17.	MERSCoV	0	0	0	0	0	0	0	0	0	0	0
18.	PLAGUE	0	0	0	0	0	0	0	0	0	0	0
19.	ACUTE POLIOMYELITIS	0	0	0	0	0	0	0	0	0	0	0
20.	RABIES	0	0	0	0	0	0	0	0	0	0	0
21.	RELAPSING FEVER	0	0	0	0	0	0	0	0	0	0	0
22.	SYPHILIS (All forms)	67	8	3	2	15	6	8	7	9	5	130
23.	TETANUS (Neonatorum / Adult)	0	0	0	0	0	0	0	0	0	0	0
24.	TUBERCULOSIS (All forms)	282	43	32	17	57	37	22	16	40	8	554
25.	TYPHOID & PARATYPHOID FEVER	0	1	0	0	0	0	0	0	0	0	1
26.	TYPHUS & OTHER RICKETTSIOSES	1	0	0	0	0	0	0	0	0	0	1
27.	VIRAL ENCEPHALITIS	1	0	0	0	0	0	0	0	0	0	1
28.	VIRAL HEPATITIS											
	a) Hepatitis A	0	0	0	0	1	0	0	0	0	0	1
	b) Hepatitis B	20	12	9	5	18	4	15	1	3	5	92
	c) Hepatitis C	73	14	10	34	9	29	14	11	40	1	235
	d) Other Hepatitis	0	0	0	0	0	0	0	0	0	0	0
29.	PERTUSSIS	1	0	0	2	0	0	0	0	0	0	3
30.	YELLOW FEVER	0	0	0	0	0	0	0	0	0	0	0
31.	ZIKA	0	0	0	0	0	0	0	0	0	0	0
32.	COVID-19	977	62	34	9	92	74	10	33	64	6	1361
33.	*COVID 19 VARIANT XBB	197	28	32	14	18	20	1	11	19	0	340

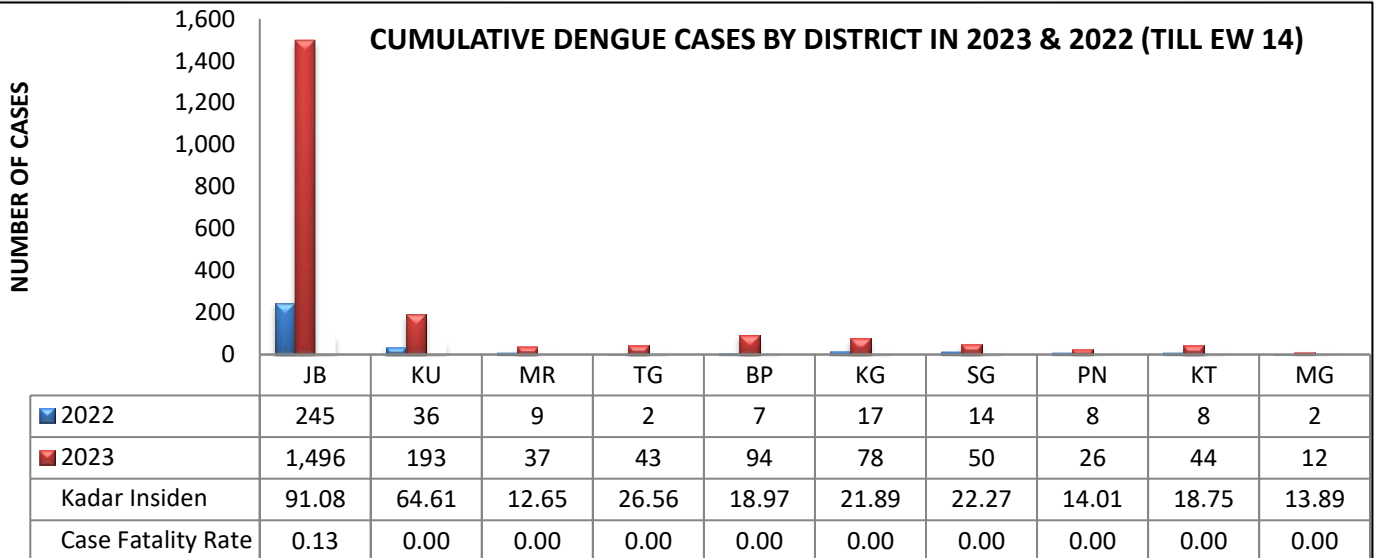
\*Notes: Covid19 variant XBB Data dari Tahun 2022

# DENGUE TREND AND OUTBREAK

## JOHOR DENGUE CASES 2023 vs 2022



## CUMULATIVE DENGUE CASES BY DISTRICT IN 2023 & 2022 (TILL EW 14)



## CUMULATIVE VECTOR BORNE DISEASE IN JOHOR EW 14/2023

DISEASE	JB	KU	MR	TGK	BP	KLK	SGT	PTN	KT	MSG	JOH
MALARIA	3	2	0	0	2	0	1	0	0	0	8
DENGUE	1,496	193	37	43	94	78	50	26	44	12	2,073
FILARIASIS	0	0	0	0	0	1	0	0	0	5	6
CHIKUNGUNYA	6	0	0	0	0	0	0	0	0	0	6
J.E	0	0	0	0	0	0	0	0	0	0	0
TYPHUS	1	0	0	0	0	0	0	0	0	0	1
YELLOW FEVER	0	0	0	0	0	0	0	0	0	0	0
PLAGUE	0	0	0	0	0	0	0	0	0	0	0
ZIKA	0	0	0	0	0	0	0	0	0	0	0

EW 14 : Denggi (166 kes), Malaria (0 kes), Filariasis (0 kes), Chikun (0 kes)

# LABORATORY SURVEILLANCE

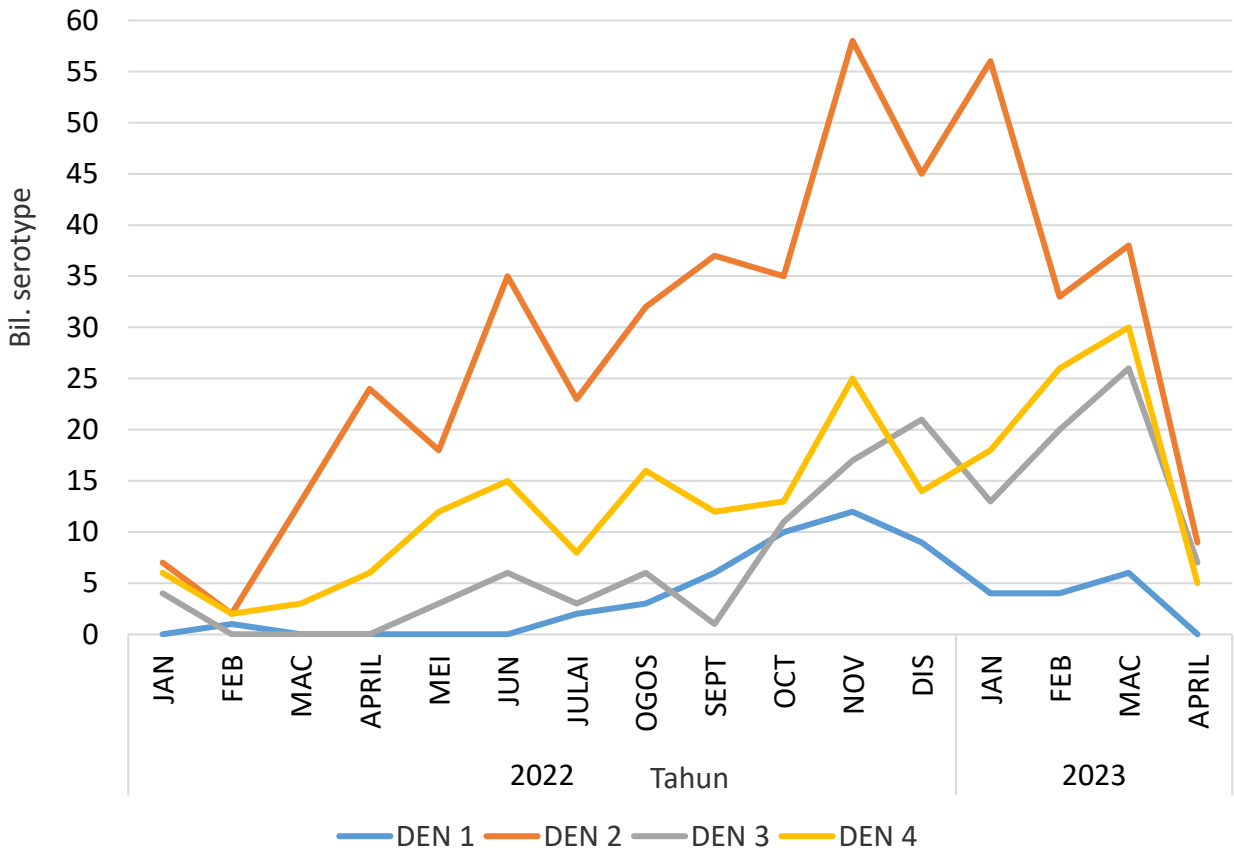
## Dengue Virus Serotype Surveillance (DVSS) in Johor 2023 (Epid Week 14)

SENTINEL AREA	TARGET SAMPLE (WEEKLY)	TOTAL RECEIVED	qPCR DENGUE SEROTYPE RESULT						
			DEN 1	DEN 2	DEN 3	DEN 4	Mix DEN	ND*	PENDING
H. ENCHE BESAR HAJJAH KALSOM KLUANG	5	0	0	0	0	0	0	0	0
H. KOTA TINGGI	5	3	0	0	2	0	0	1	0
H. PAKAR SULTANAH FATIMAH	5	0	0	0	0	0	0	0	0
H. SEGAMAT	5	0	0	0	0	0	0	0	0
H. SULTAN ISMAIL	5	2	0	0	1	1	0	0	0
H. SULTANAH AMINAH	5	1	0	0	1	0	0	0	0
H. SULTANAH NORA ISMAIL	5	0	0	0	0	0	0	0	0
H. TEMENGGUNG SERI MAHARAJA TUN IBRAHIM	5	5	0	3	0	2	0	0	0
KK MAHMOODIAH	5	4	0	3	1	0	0	0	0
KK PASIR GUDANG	5	4	0	2	0	1	0	1	0
KK SULTAN ISMAIL	5	5	0	1	2	1	0	1	0
<b>TOTAL</b>	<b>55</b>	<b>24</b>	<b>0</b>	<b>9</b>	<b>7</b>	<b>5</b>	<b>0</b>	<b>3</b>	<b>0</b>
<b>TOTAL DENGUE SEROTYPE POSITIVE</b>	-	-	<b>21</b>				-	-	-

## Dengue Virus Serotype Surveillance (DVSS) in Johor 2023 (cumulative data until Epid Week 14)

SENTINEL AREA	TARGET SAMPLE (UNTIL EW 14)	TOTAL RECEIVED	qPCR DENGUE SEROTYPE RESULT						
			DEN 1	DEN 2	DEN 3	DEN 4	Mix DEN	ND*	PENDING
H. ENCHE BESAR HAJJAH KALSOM KLUANG	70	10	0	2	1	2	0	5	0
H. KOTA TINGGI	70	36	1	16	8	5	0	6	0
H. PAKAR SULTANAH FATIMAH	70	23	2	5	3	10	0	3	0
H. SEGAMAT	70	4	0	1	0	3	0	0	0
H. SULTAN ISMAIL	70	58	1	14	9	16	0	18	0
H. SULTANAH AMINAH	70	64	3	17	8	9	0	27	0
H. SULTANAH NORA ISMAIL	70	24	3	11	4	2	0	4	0
H. TEMENGGUNG SERI MAHARAJA TUN IBRAHIM	70	64	1	40	4	11	0	8	0
KK MAHMOODIAH	70	46	0	16	13	6	0	11	0
KK PASIR GUDANG	70	48	2	10	9	11	0	16	0
KK SULTAN ISMAIL	70	22	1	4	7	4	0	6	0
<b>TOTAL</b>	<b>770</b>	<b>399</b>	<b>14</b>	<b>136</b>	<b>66</b>	<b>79</b>	<b>0</b>	<b>104</b>	<b>0</b>
<b>Percentage (%)</b>	-	-	<b>3.5%</b>	<b>34.1%</b>	<b>16.5%</b>	<b>19.8%</b>	<b>0</b>	<b>26.1%</b>	<b>0</b>
<b>Total Dengue Serotype Positive</b>	-	-	<b>295</b>				-	-	-

## DENGUE SEROTYPE IN JOHOR 2022 - 2023 (WK 14/2023)



## CASE LIST OF HIV & AIDS (NAR) AND CHANCROID, GONORRHOEA, SYPHILIS & HEPATITIS C (E-NOTIFICATION) BY DISTRICT, JOHOR STATES FOR W01-W14 YEAR 2022 & YEAR 2023

DISTRICT OF	HIV	KHIV	HIV	KHIV	AIDS	K AIDS	AIDS	KAIDS	CHANCROID		GONORRHOEA		SYPHILIS		HEPATITIS C	
	W01-W14 2022	W01-W14 2022	W01-W14 2023	W01-W14 2023	W01-W14 2022	W01-W14 2022	W01-W14 2023	W01-W14 2023	W01-W14 2022	W01-W14 2022	W01-W14 2023	W01-W14 2023	W01-W14 2022	W01-W14 2022	W01-W14 2023	W01-W14 2023
JB	70	0	80	3	42	1	40	5	0	0	15	30	64	63	29	76
MR	12	0	6	0	4	3	2	0	0	0	1	3	0	4	4	10
BP	16	0	8	0	6	3	9	2	0	0	4	14	11	11	10	9
KLG	10	0	14	1	4	0	4	4	0	0	0	7	5	6	49	28
SGT	5	0	8	0	1	0	6	4	0	0	0	6	4	8	8	12
PTN	3	0	6	0	2	1	1	0	0	0	1	2	1	5	4	11
KT	4	0	8	0	0	2	3	1	0	0	1	4	1	8	4	22
MSG	0	0	5	0	1	0	2	1	0	0	0	1	0	4	2	1
TGK	4	2	3	0	1	1	4	1	0	0	1	1	0	2	7	18
KUL	3	0	9	0	2	0	6	0	0	0	1	6	2	8	3	9
JHR	127	2	147	4	63	11	77	18	0	0	24	74	88	119	120	196

## NEW HIV RISK FACTORS BY DISTRICT, JOHOR STATES FOR EPID WEEK W01-W14 YEAR 2022 AND YEAR 2023

RISK FACTORS	HOMO/BISEKSUAL		HETEROSEXUAL		INTRAVENOUS DRUG USE (INVIDU)		VERTICAL		UNDETERMINE		NEEDLE STICK INJURY		BLANK		TOTAL	
	W01-W14 2022	W01-W14 2023	W01-W14 2022	W01-W14 2023	W01-W14 2022	W01-W14 2023	W01-W14 2022	W01-W14 2023	W01-W14 2022	W01-W14 2023	W01-W14 2022	W01-W14 2023	W01-W14 2022	W01-W14 2023	W01-W14 2022	W01-W14 2023
JB	46	42	22	31	1	3	0	0	2	0	0	0	0	4	71	80
MR	8	4	4	0	0	0	0	0	0	0	0	0	0	2	12	6
BP	4	6	10	2	0	0	0	0	1	0	0	0	0	0	15	8
KLG	4	5	6	7	0	2	0	0	0	0	0	0	0	0	10	14
SGT	4	5	1	3	0	0	0	0	0	0	0	0	0	0	5	8
PTN	1	2	2	1	0	1	0	0	0	0	0	0	0	2	3	6
KT	2	4	2	3	0	1	0	0	0	0	0	0	0	0	4	8
MSG	0	2	0	3	0	0	0	0	0	0	0	0	0	0	0	5
TGK	3	3	1	0	0	0	0	0	0	0	0	0	0	0	4	3
KUL	2	6	1	3	0	0	0	0	0	0	0	0	0	0	3	9
JHR	74	79	49	53	1	7	0	0	3	0	0	0	0	8	127	147
%	58.3	53.7	38.6	36.1	0.8	4.8	0.0	0.0	2.4	0.0	0.0	0.0	0.0	5.4	100.0	100.0

# TUBERCULOSIS




## HASIL RAWATAN KES TIBI WARGANEGARA ( ME 1-14 2023, N= 372)



SASARAN KADAR SUKSES :  $\geq 90\%$

DAERAH	MASIH DALAM RAWATAN	TERHENTI RAWATAN	MATI BELUM DIAUDIT	RR/ MDR/ XDR	KADAR SUKSES (%)
BATU PAHAH	0	0	1	0	90.3
JOHOR BAHRU	8	5	3	4	87.3
KLUANG	1	3	0	0	77.8
KOTA TINGGI	1	0	0	0	87.5
KULAI	0	2	0	0	71.4
TANGKAK	1	0	0	0	86.7
MERSING	0	0	0	0	100.0
MUAR	2	0	0	0	93.1
PONTIAN	0	0	1	0	87.5
SEGAMAT	0	0	1	0	93.3
JOHOR	13	10	6	4	86.6



### PENCAPAIAN PEMERIKSAAN KONTAK BAGI KOHOT JAN-MAC 2023 (SASARAN 1: 10)

BP	JB	KG	KT	KU	MG	MR	PN	SG	TG	JOHOR
1:4	1:4	1:5	1:5	1:7	1:4	1:6	1:3	1:3	1:5	1:4

DATA SEHINGGA ME 14 (08/04/2023) MUAT TURUN PADA (09/04/2023)

JABATAN KESIHATAN NEGERI JOHOR



# DISEASES OUTBREAK

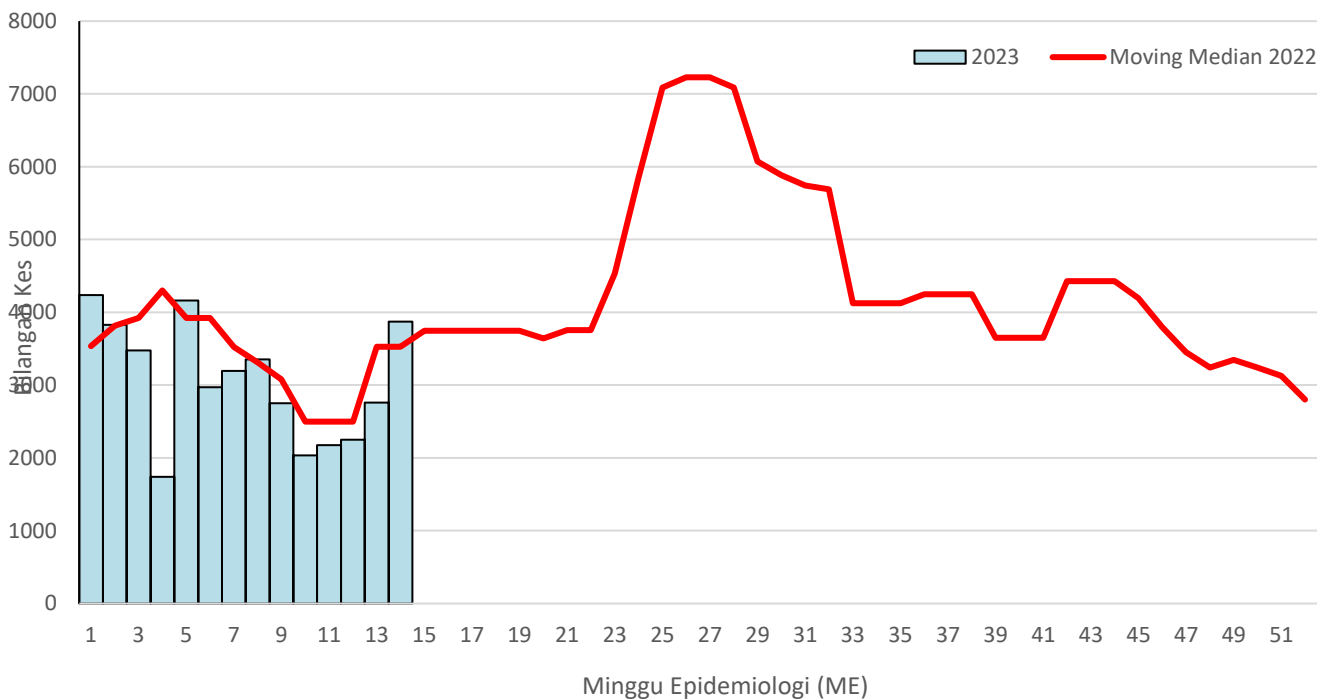
## CLUSTER / OUTBREAK BY DISTRICT ON EW 14/2023

NO.	DISTRICT	LOCALITY	DISEASE/EVENT
1		Tiada wabak di laporkan	

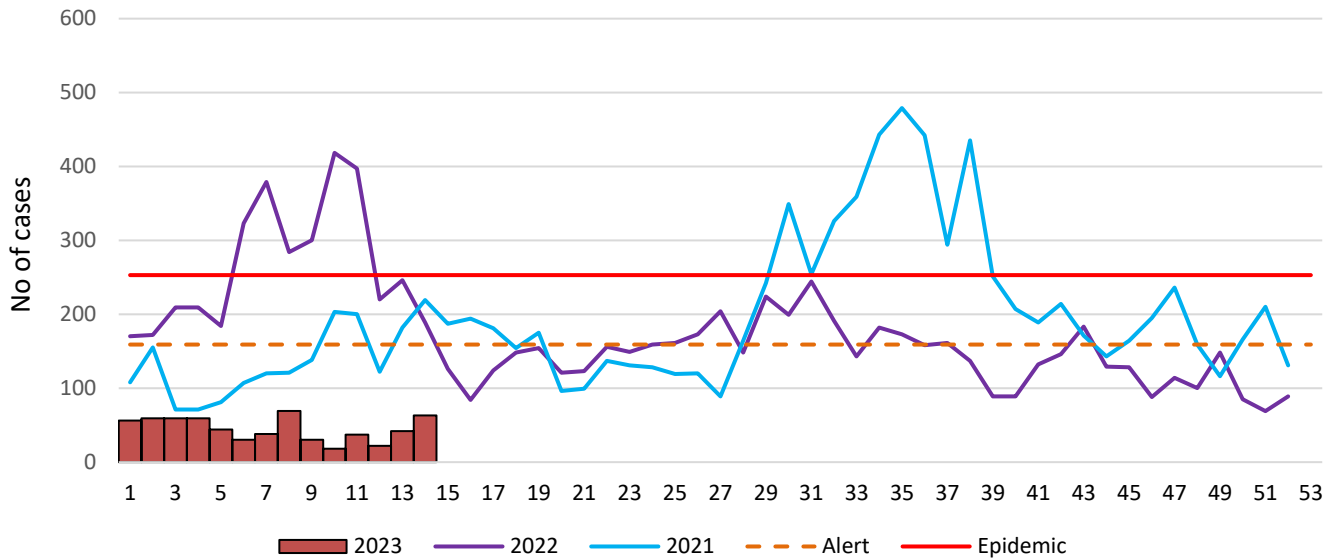
## CUMULATIVE CLUSTER / OUTBREAK BY DISTRICT EW 14/ 2023

NO.	DISEASES	JB	KJ	MR	TG	BP	KG	SG	PN	KT	MG	JOHOR
1.	FOOD POISONING	2	0	0	3	4	1	0	0	1	0	<b>11</b>
2.	DIPHTHERIA	0	0	0	0	0	0	0	0	0	0	<b>0</b>
3.	CHICKEN POX	4	1	1	0	1	1	0	0	0	0	<b>8</b>
4.	HFMD	11	0	0	1	0	4	1	0	0	0	<b>1</b>
5.	LEPTOSPIROSIS	0	0	0	0	0	0	0	0	0	0	<b>0</b>
6.	SCABIES	1	0	0	0	0	0	0	0	0	0	<b>1</b>
7.	AGE	1	0	0	0	1	0	0	0	0	0	<b>2</b>
8.	MUMPS	0	0	0	0	0	0	0	0	0	0	<b>0</b>
9.	MEASLES	0	0	0	0	0	0	0	0	0	0	<b>0</b>
10.	ILI	0	0	0	0	0	0	0	0	0	0	<b>0</b>
11.	TUBERCULOSIS	0	0	0	0	0	0	0	0	0	0	<b>0</b>
12.	INFLUENZA	3	1	0	0	0	0	0	0	0	0	<b>4</b>
13.	CONJUNCTIVITIS	1	0	0	1	0	2	0	0	1	0	<b>5</b>
14.	URTI	0	0	0	0	0	0	0	0	0	0	<b>0</b>
15.	TYPHIOD	0	0	0	0	0	0	0	0	0	0	<b>0</b>
16.	DENGUE	214	14	1	0	8	3	0	0	1	0	<b>241</b>
17.	CHIKUGUNYA	1	0	0	0	0	0	0	0	0	0	<b>1</b>
18.	ROTAVIRUS	0	0	0	0	0	0	0	0	0	0	<b>0</b>

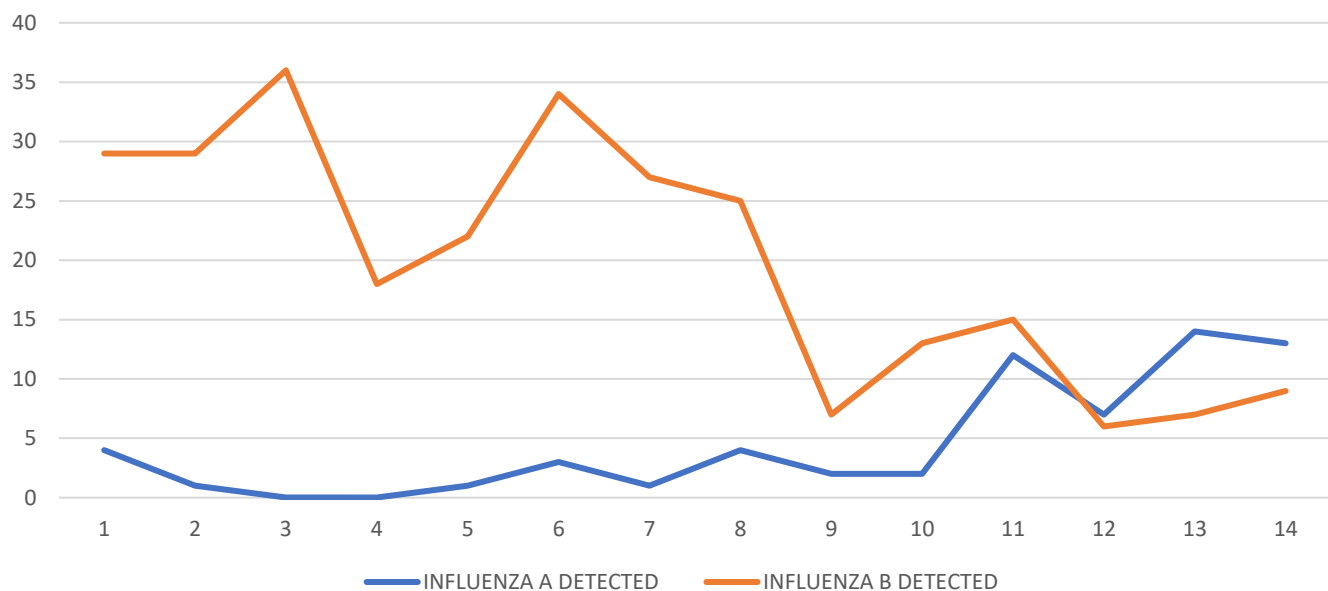
**SURVELAN ILI DI KLINIK KESIHATAN NEGERI JOHOR TAHUN 2023**



**SENTINAL SURVEILLANCE OF sARI IN HOSPITAL SULTANAH AMINAH JOHOR BAHRU 2021-2023**

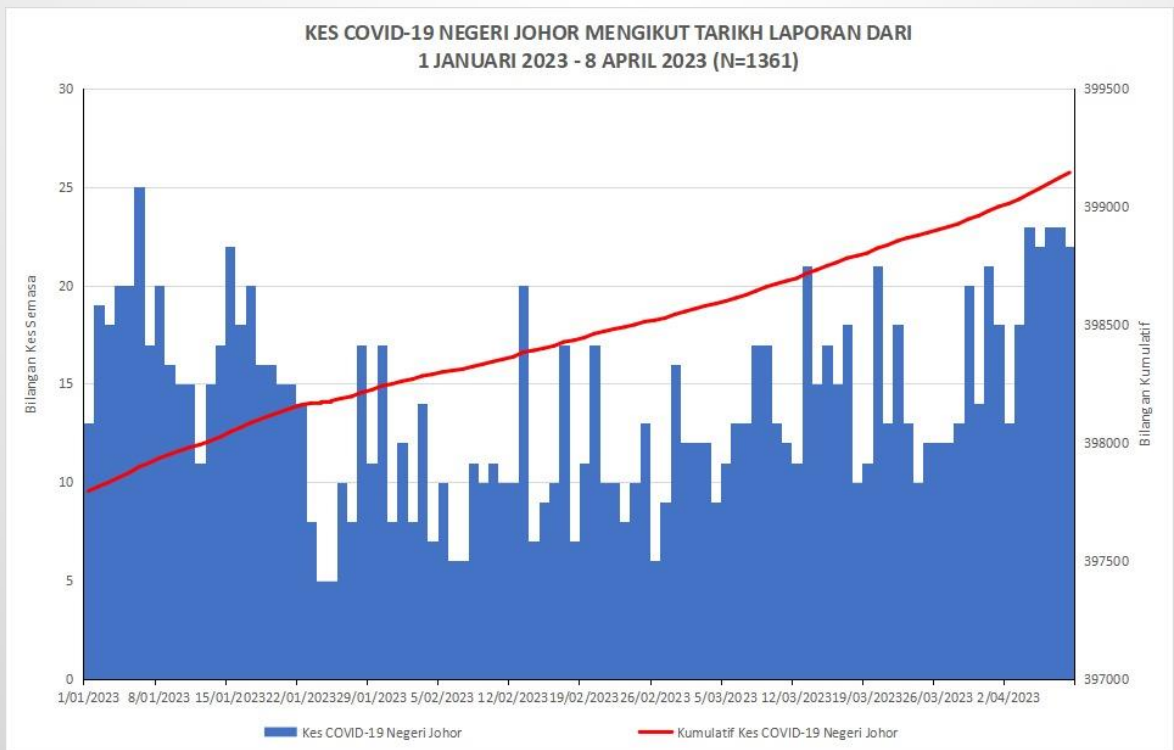


## Tren Influenza A dan B di Klinik Sentinel Negeri Johor - 2023

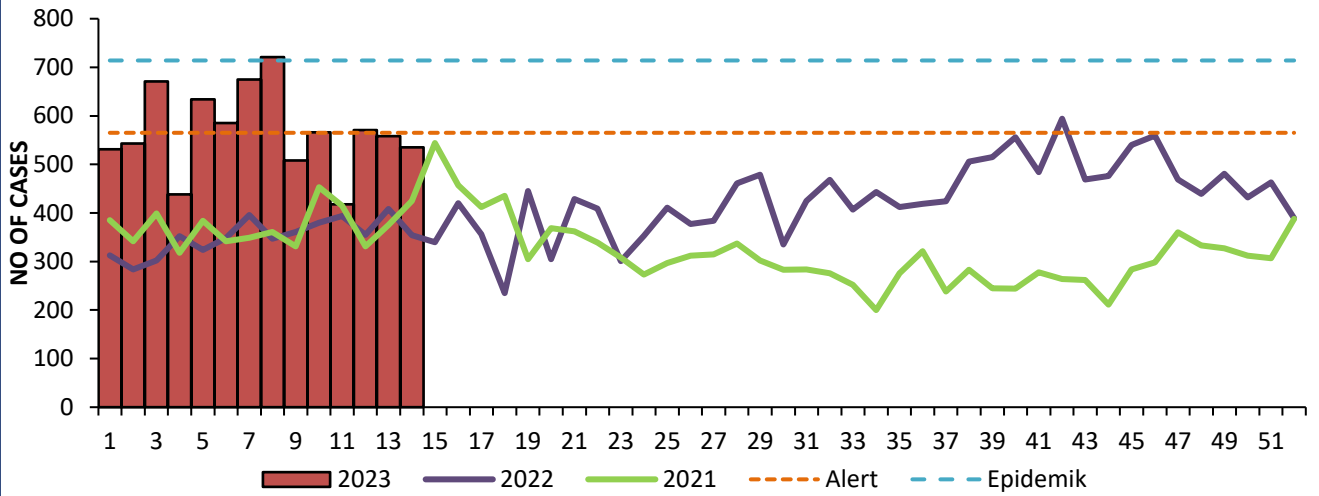


# DOG BITE & COVID 19 SURVEILLANCE

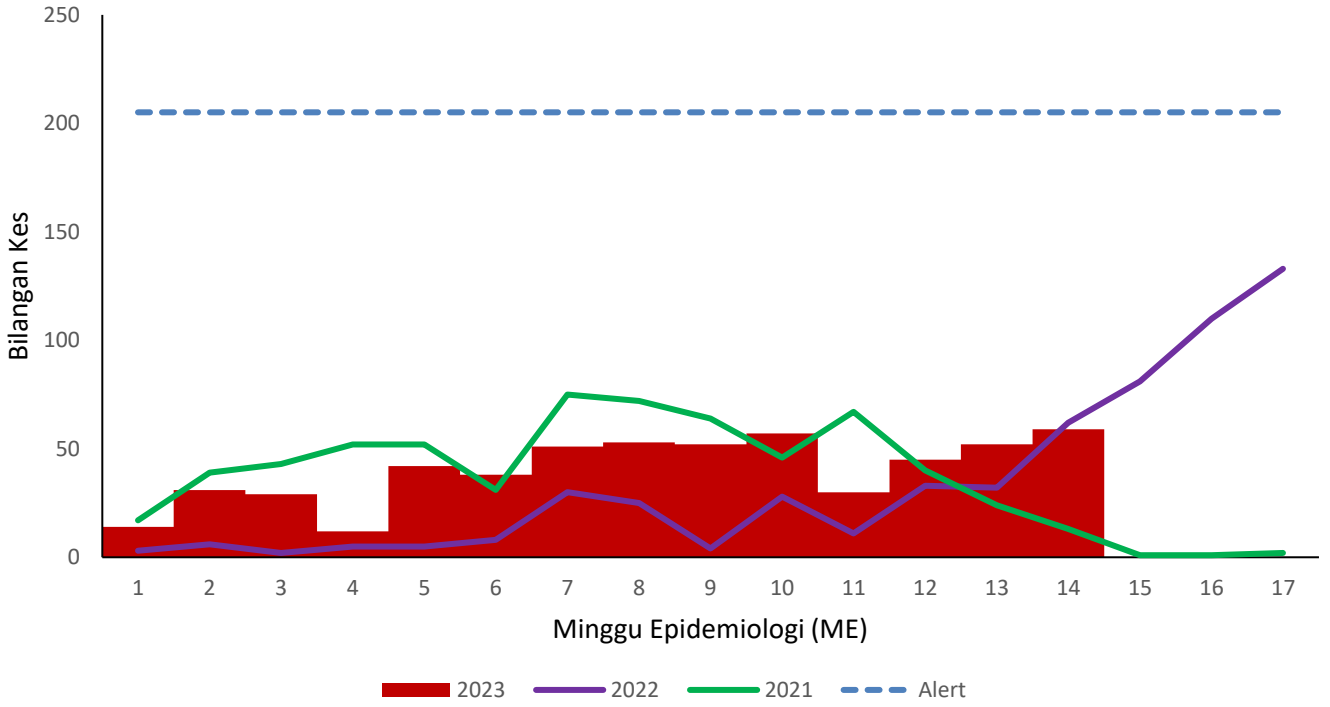
NO.	DOG BITE SURVEILLANCE	MAC 2022	MAC 2023	CUMULATIVE UNTIL MAC 2022	CUMULATIVE UNTIL MAC 2023
1.	No. of cases reported	3	8	13	31
2.	No. of cases received outpatient treatment	3	8	13	30
3.	No. of cases received rabiest vaccine outpatient	0	0	0	1
4.	No. of cases on Rabies follow-up (PEP)	0	0	0	1
5.	No. of cases completed follow-up (PEP)	0	0	0	1
6.	No. of cases admitted	0	0	0	1
7.	No. of sample taken for Rabies test	0	0	0	0
8.	No. of case positive Rabies	0	0	0	0
9.	No. of bite died of Rabies	0	0	0	0
10.	No. of dog involved in bite cases	3	7	11	26



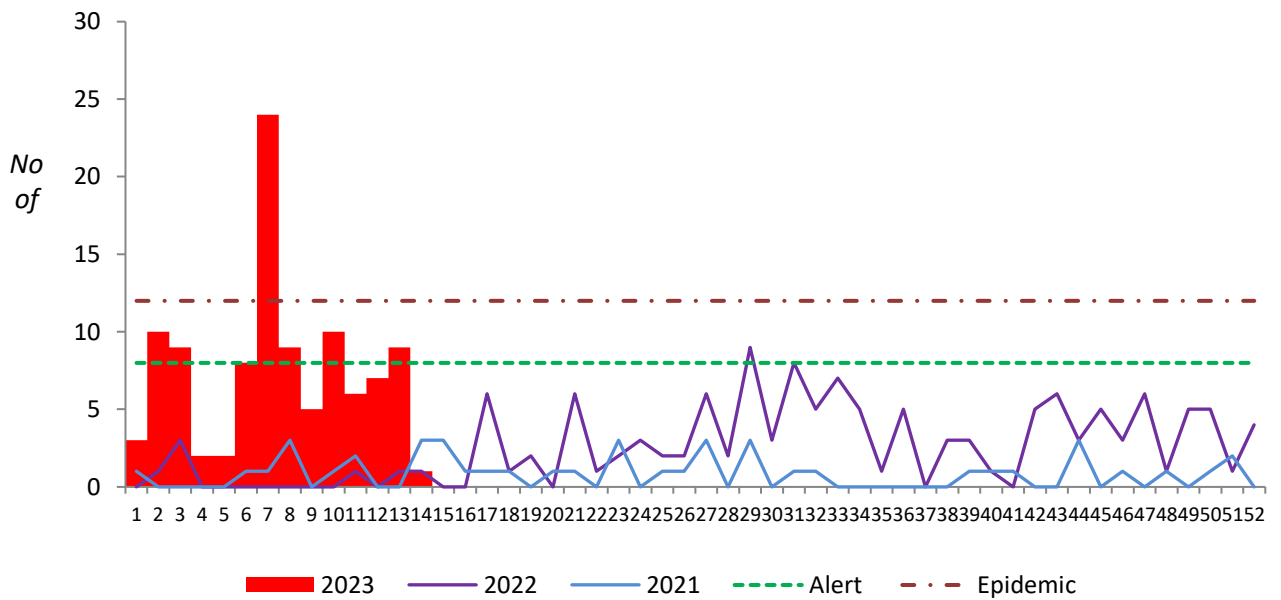
AGE JOHOR 2021-2023



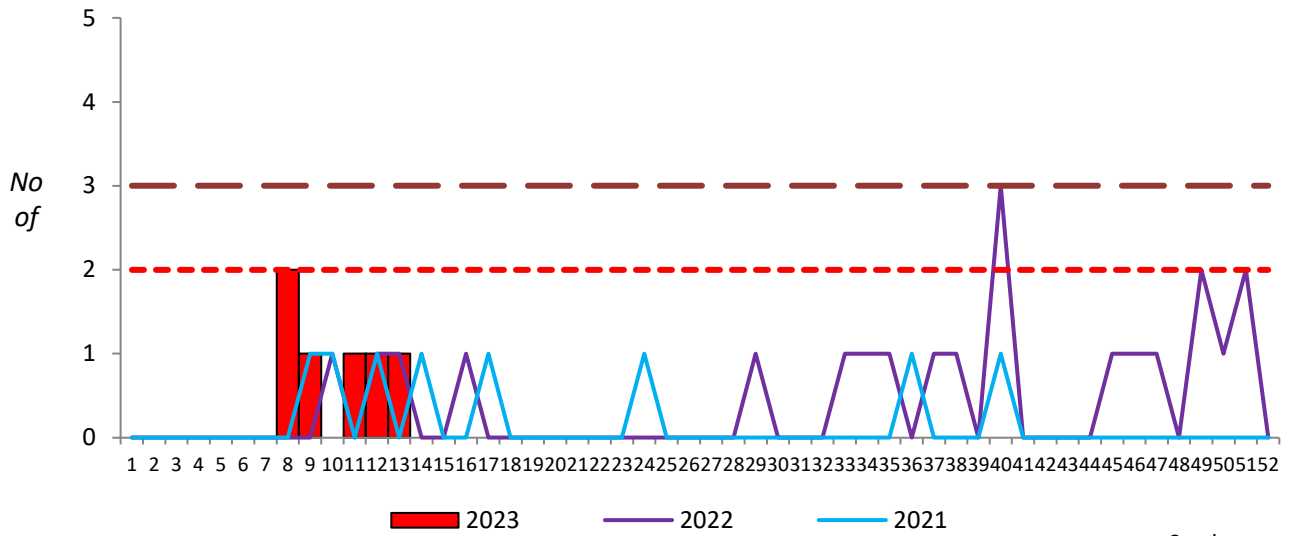
### HFMD JOHOR 2021-2023



### LEPTOSPIROSIS JOHOR 2021-2023



MEASLES (LAB CONFIRMED/CLINICAL/EPID LINK) JOHOR 2021 - 2023



Sumber:



KEMENTERIAN KESIHATAN MALAYSIA



Perkembangan penyakit dan gejala berlaku secara perlahan selama bertahun-tahun dan tidak sama antara orang

## PENYAKIT PARKINSON

Parkinson adalah penyakit yang disebabkan oleh kemerosotan neuron yang menghasilkan dopamin di otak. Parkinson kerap melanda warga emas mengakibatkan gangguan kepada aktiviti seharian mereka

Warga emas dengan Parkinson boleh mengalami lima gejala berikut:

- Ketaran (gegaran)
- Kekakuan anggota badan
- Kelambatan dalam pergerakan
- *Gait*
- Keseimbangan yang teruk



KEMENTERIAN KESIHATAN MALAYSIA

# PERHATI DAN PILIH DI BAZAR RAMADAN

**3 PERKARA** asas yang perlu perhati sebelum membeli makanan/ minuman:

## Premis/ Gerai

- Perhati persekitaran gerai dan elakkan gerai yang hampir dengan punca pencemaran seperti longkang dan tempat pembuangan sampah

## Pengendali makanan

- Perhati dan pilih pengendali makanan yang mengamalkan kebersihan diri yang baik
- Elakkan membeli makanan daripada pengendali makanan yang berkuku panjang, suka meludah, menggaru kepala dan berpakaian kotor

## Makanan

- Perhati dan pilih makanan bertutup
- Bagi minuman pula, pilih minuman yang disediakan daripada air bermasak dan dalam bekas yang bersih
- Pastikan makanan dalam keadaan baik dan tidak lain daripada kebiasaan
- Pilih makanan yang masih segar



UKK  
KKM



MALAYSIA  
MADANI

### Acronym

AGE: Acute gastroenteritis infection	KPPK: Ketua Penolong Pengarah Kanan
AIDS: Acquired immune deficiency syndrome	KT: Kota Tinggi
BP: Batu Pahat	MG: Mersing
CDC: Communicable Disease Control	MR: Muar
EW: Epidemiological Week	PN: Pontian
HIV: Human immunodeficiency virus	PUI: Person under investigation
ILI: Influenza like illness	SARI: Severe acute respiratory illness
JB: Johor Bahru	SG: Segamat
KG: Kluang	TG: Tangkak
KK: Klinik Kesihatan	

### Advisor

Dr Siti Khatijah Binti Abdul Rahim

### Editorial Board

Dr Shahril Azian Bin Hj Masrom  
Dr Bala Murali a/l Sundram  
Dr Hjh Hazlin Binti Abu Bakar  
Dr Nurmawati Binti Ahmad  
Dr Lily Rafidah Binti Mohamed Zaki  
Dr Yusmah Binti Muhamad

### Editorial Staff

Dr Siti Umairah Binti Muhadi  
Pn. Lim Cheau Ju  
Pn. Nor Elliza Binti Othman  
En. K. Francis Kewagu  
En. Ramizam Bin Harun  
En. Rodzi Iswan Bin Ramin  
Pn. Maria Jennifer a/p Andrew  
En. Muhammad Hazim Bin Ismail

Communicable Disease Control & Surveillance Unit  
Johor Health Department (Public Health Division)  
Jalan Pesiaran Permai, 81300 Johor Bahru

Tel: 07-2356136 Fax: 07-2356221

[cprcknj@moh.gov.my](mailto:cprcknj@moh.gov.my) [cdcsurvjhr@moh.gov.my](mailto:cdcsurvjhr@moh.gov.my)