



NOTIFIABLE COMMUNICABLE DISEASES FOR CURRENT WEEK

NO.	DISEASE	EW 17/2022	EW 17/2023	MEDIAN	CUMULATIVE 2022 UNTIL EW17	CUMULATIVE 2023 UNTIL EW17
1.	AVIAN INFLUENZA	0	0	NA	0	0
2.	CHANCROID	0	0	0	0	0
3.	CHOLERA	0	0	0	0	0
4.	DENGUE FEVER	54	150	93	478(0)	2,531(2)
5.	CHIKUNGUNYA	0	0	0	2(0)	6(0)
6.	DIPHTHERIA	0	0	0	0	0
7.	DYSENTERY (all type)	0	0	0	0	3
8.	EBOLA	0	0	0	0	0
9.1	FOOD POISONING (episode)	1	0	0	1	14
9.2	FOOD POISONING (case)	56	0	0	157	408(1)
10.	GONOCOCCAL INFECTION (all forms)	1	5	3	26	90
11.	HAND,FOOT&MOUTH DISEASE (HFMD)	133	42	57	578	714
12.	HIV INFECTION	0	2	0	245(16)	289(23)
13.	LEPROSY	0	0	0	1	3
14.	LEPTOSPIROSIS	6	1	1	14(0)	111(2)
15.	MALARIA	0	1	0	9	13
16.	MEASLES	0	0	0	2	9
17.	MERSCoV	0	0	0	0	0
18.	PLAGUE	0	0	0	0	0
19.	ACUTE POLIOMYELITIS	0	0	0	0	0
20.	RABIES	0	0	0	0	0
21.	RELAPSING FEVER	0	0	0	0	0
22.	SYPHILIS (all forms)	11	17	0	93	176
23.	TETANUS (Neonatorum / Adult)	0	0	0	0	0
24.	TUBERCULOSIS	55	5	33	623(70)	648(22)
25.	TYPHOID & PARATYPHOID FEVER	0	0	0	0	2
26.	TYPHUS & OTHER RICKETTSIOSIS	0	0	0	0	1
27.	VIRAL ENCEPHALITIS	0	0	0	0	3(1)
28.	VIRAL HEPATITIS	26	87	-	130	567
	a) Hepatitis A	0	0	0	0	1(1)
	b) Hepatitis B	4	1	4	38(0)	110(2)
	c) Hepatitis C	16	1	1	112(0)	458(6)
	d) Other Hepatitis	0	0	0	0	0
29.	PERTUSSIS	0	0	0	0	3
30.	YELLOW FEVER	0	0	0	0	0
31.	ZIKA	0	0	NA	0	0
32.	COVID-19	788	167	788	136841 (626)	1827(31)
33.	COVID 19 VARIANT XBB	-	0	-	-	*353

*Notes: () is a cumulative death; resource: e-Notifikasi, e-Dengue, MyTb, NAR Covid19 variant XBB Data dari Tahun 2022

NOTIFIABLE COMMUNICABLE DISEASES FOR EW17 BY DISTRICT

NO.	DISEASE	JB	KJ	MR	TG	BP	KG	SG	PN	KT	MG	JOHOR
1.	AVIAN INFLUENZA	0	0	0	0	0	0	0	0	0	0	0
2.	CHANCROID	0	0	0	0	0	0	0	0	0	0	0
3.	CHOLERA	0	0	0	0	0	0	0	0	0	0	0
4.	DENGUE FEVER	105	18	4	2	4	2	6	2	7	0	150
5.	CHIKUNGUNYA	0	0	0	0	0	0	0	0	0	0	0
6.	DIPHTHERIA	0	0	0	0	0	0	0	0	0	0	0
7.	DYSENTERY (All types)	0	0	0	0	0	0	0	0	0	0	0
8.	EBOLA	0	0	0	0	0	0	0	0	0	0	0
9.	FOOD POISONING	0	0	0	0	1	0	1	3	0	0	5
10.	GONOCOCCAL INFECTION (All forms)	9	5	4	11	2	3	2	6	0	0	42
11.	HAND, FOOT & MOUTH DISEASE (HFMD)	0	0	0	0	1	0	0	0	0	1	2
12.	HIV INFECTION (All forms)	0	0	0	0	1	0	1	3	0	0	5
13.	LEPROSY	0	0	0	0	0	0	0	0	0	0	0
14.	LEPTOSPIROSIS	0	0	0	1	0	0	0	0	0	0	1
15.	MALARIA	0	0	0	0	0	1	0	0	0	0	1
16.	MEASLES	0	0	0	0	0	0	0	0	0	0	0
17.	MERSCoV	0	0	0	0	0	0	0	0	0	0	0
18.	PLAGUE	0	0	0	0	0	0	0	0	0	0	0
19.	ACUTE POLIOMYELITIS	0	0	0	0	0	0	0	0	0	0	0
20.	RABIES	0	0	0	0	0	0	0	0	0	0	0
21.	RELAPSING FEVER	0	0	0	0	0	0	0	0	0	0	0
22.	SYPHILIS (All forms)	14	3	0	0	0	0	0	0	0	0	17
23.	TETANUS (Neonatorum / Adult)	0	0	0	0	0	0	0	0	0	0	0
24.	TUBERCULOSIS (All forms)	0	0	1	0	2	2	0	0	0	0	5
25.	TYPHOID & PARATYPHOID FEVER	0	0	0	0	0	0	0	0	0	0	0
26.	TYPHUS & OTHER RICKETTSIOSSES	0	0	0	0	0	0	0	0	0	0	0
27.	VIRAL ENCEPHALITIS	0	0	0	0	0	0	0	0	0	0	0
28.	VIRAL HEPATITIS											
	a) Hepatitis A	0	0	0	0	0	0	0	0	0	0	0
	b) Hepatitis B	0	0	0	0	0	0	1	0	0	0	1
	c) Hepatitis C	0	0	0	0	1	0	0	0	0	0	1
	d) Other Hepatitis	0	0	0	0	0	0	0	0	0	0	0
29.	PERTUSSIS	0	0	0	0	0	0	0	0	0	0	0
30.	YELLOW FEVER	0	0	0	0	0	0	0	0	0	0	0
31.	ZIKA	0	0	0	0	0	0	0	0	0	0	0
32.	COVID-19	69	22	8	1	12	32	0	8	14	1	167
33.	*COVID 19 VARIANT XBB	0	0	0	0	0	0	0	0	0	0	0

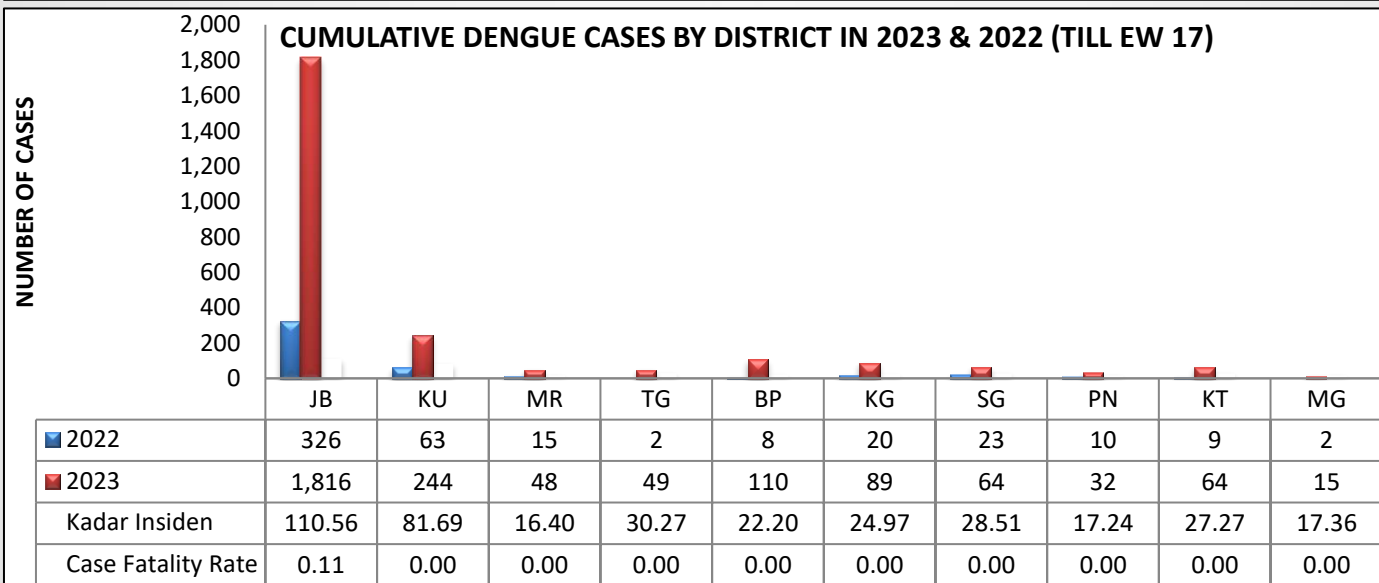
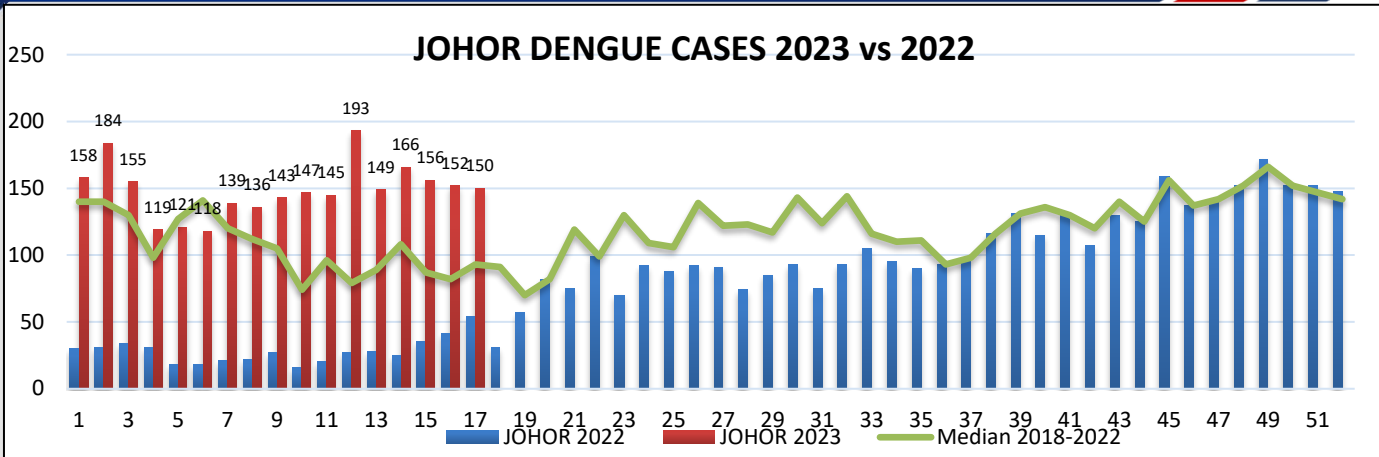
*Notes: Covid19 variant XBB Data dari Tahun 2022

CUMULATIVE NOTIFIABLE COMMUNICABLE DISEASES UNTIL EW17

NO.	DISEASE	JB	KJ	MR	TG	BP	KG	SG	PN	KT	MG	JOHOR
1.	AVIAN INFLUENZA	0	0	0	0	0	0	0	0	0	0	0
2.	CHANCROID	0	0	0	0	0	0	0	0	0	0	0
3.	CHOLERA	0	0	0	0	0	0	0	0	0	0	0
4.	DENGUE FEVER	1816	244	48	49	110	89	64	32	64	15	2531
5.	CHIKUNGUNYA	6	0	0	0	0	0	0	0	0	0	6
6.	DIPHTHERIA	0	0	0	0	0	0	0	0	0	0	0
7.	DYSENTERY (All types)	0	0	1	0	1	1	0	0	0	0	3
8.	EBOLA	0	0	0	0	0	0	0	0	0	0	0
9.	FOOD POISONING	150	0	0	83	67	2	82	0	24	0	408
10.	GONOCOCCAL INFECTION (All forms)	37	8	3	1	17	7	7	5	4	1	90
11.	HAND, FOOT & MOUTH DISEASE (HFMD)	330	28	14	78	38	56	46	52	71	1	714
12.	HIV INFECTION (All forms)	147	15	12	9	26	25	22	8	14	11	289
13.	LEPROSY	0	0	0	0	1	0	0	1	1	0	3
14.	LEPTOSPIROSIS	21	11	5	2	1	3	26	24	16	2	111
15.	MALARIA	5	3	0	0	2	2	1	0	0	0	13
16.	MEASLES	2	1	1	0	0	1	0	1	1	2	9
17.	MERSCoV	0	0	0	0	0	0	0	0	0	0	0
18.	PLAGUE	0	0	0	0	0	0	0	0	0	0	0
19.	ACUTE POLIOMYELITIS	0	0	0	0	0	0	0	0	0	0	0
20.	RABIES	0	0	0	0	0	0	0	0	0	0	0
21.	RELAPSING FEVER	0	0	0	0	0	0	0	0	0	0	0
22.	SYPHILIS (All forms)	97	14	3	3	18	7	10	10	9	5	176
23.	TETANUS (Neonatorum / Adult)	0	0	0	0	0	0	0	0	0	0	0
24.	TUBERCULOSIS (All forms)	319	47	38	19	64	44	31	22	52	12	648
25.	TYPHOID & PARATYPHOID FEVER	0	1	1	0	0	0	0	0	0	0	2
26.	TYPHUS & OTHER RICKETTSIOSSES	1	0	0	0	0	0	0	0	0	0	1
27.	VIRAL ENCEPHALITIS	2	1	0	0	0	0	0	0	0	0	3
28.	VIRAL HEPATITIS											
	a) Hepatitis A	0	0	0	0	1	0	0	0	0	0	1
	b) Hepatitis B	21	13	9	9	24	5	17	3	4	5	110
	c) Hepatitis C	270	16	15	38	11	37	18	12	40	1	458
	d) Other Hepatitis	0	0	0	0	0	0	0	0	0	0	0
29.	PERTUSSIS	1	0	0	2	0	0	0	0	0	0	3
30.	YELLOW FEVER	0	0	0	0	0	0	0	0	0	0	0
31.	ZIKA	0	0	0	0	0	0	0	0	0	0	0
32.	COVID-19	1194	127	55	15	111	141	15	54	107	8	1827
33.	*COVID 19 VARIANT XBB	200	28	33	14	23	22	2	11	20	0	353

*Notes: Covid19 variant XBB Data dari Tahun 2022

DENGUE TREND AND OUTBREAK



CUMULATIVE VECTOR BORNE DISEASE IN JOHOR EW 17/2023

DISEASE	JB	KU	MR	TGK	BP	KLK	SGT	PTN	KT	MSG	JOH
MALARIA	5	3	0	0	2	2	1	0	0	0	13
DENGUE	1,816	244	48	49	110	89	64	32	64	15	2,531
FILARIASIS	0	0	0	0	0	1	0	0	0	5	6
CHIKUNGUNYA	6	0	0	0	0	0	0	0	0	0	6
J.E	0	0	0	0	0	0	0	0	0	0	0
TYPHUS	1	0	0	0	0	0	0	0	0	0	1
YELLOW FEVER	0	0	0	0	0	0	0	0	0	0	0
PLAGUE	0	0	0	0	0	0	0	0	0	0	0
ZIKA	0	0	0	0	0	0	0	0	0	0	0

EW 17 : Denggi (150 kes), Malaria (1 kes), Filariasis (0 kes), Chikun (0 kes)

LABORATORY SURVEILLANCE

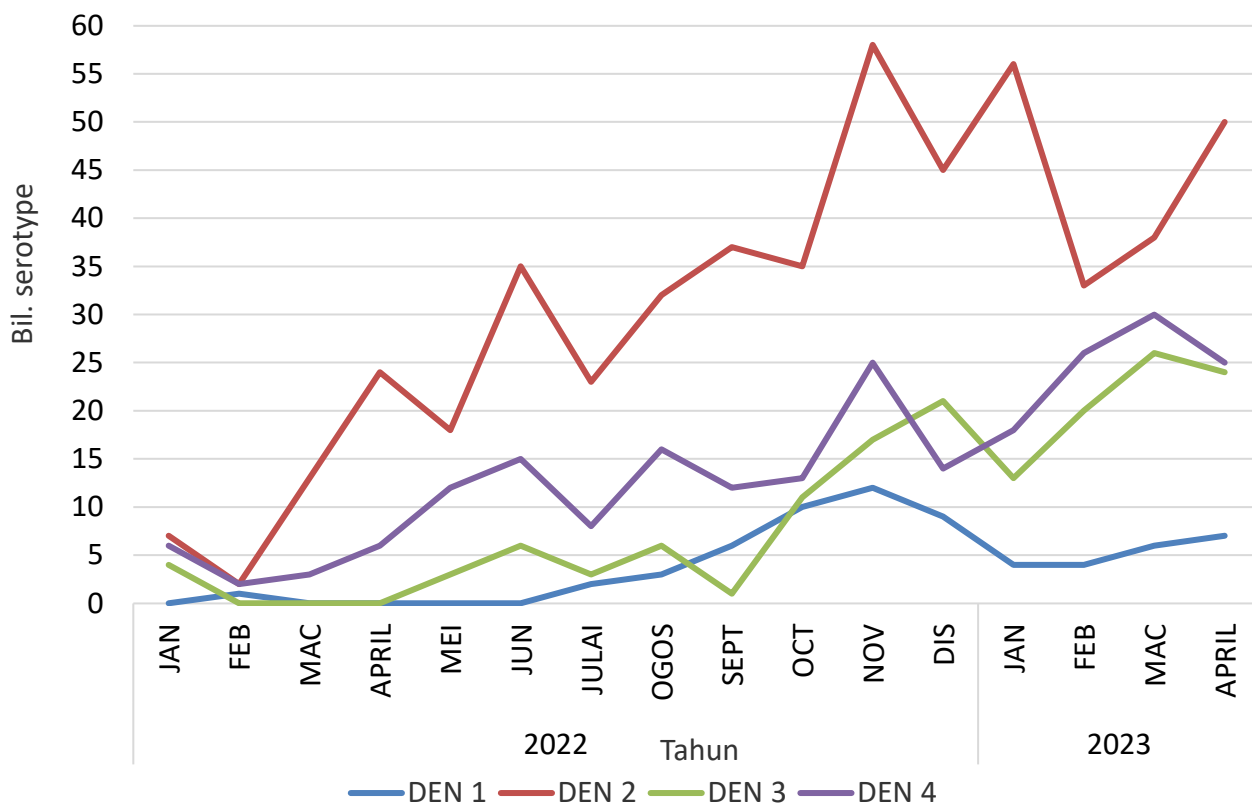
Dengue Virus Serotype Surveillance (DVSS) in Johor 2023 (Epid Week 17)

SENTINEL AREA	TARGET SAMPLE (WEEKLY)	TOTAL RECEIVED	qPCR DENGUE SEROTYPE RESULT						
			DEN 1	DEN 2	DEN 3	DEN 4	Mix DEN	ND*	PENDING
H. ENCHE BESAR HAJJAH KALSOM KLUANG	5	0	0	0	0	0	0	0	0
H. KOTA TINGGI	5	1	0	0	0	1	0	0	0
H. PAKAR SULTANAH FATIMAH	5	1	0	1	0	0	0	0	0
H. SEGAMAT	5	1	0	0	0	1	0	0	0
H. SULTAN ISMAIL	5	1	0	0	0	0	0	0	1
H. SULTANAH AMINAH	5	0	0	0	0	0	0	0	0
H. SULTANAH NORA ISMAIL	5	0	0	0	0	0	0	0	0
H. TEMENGGUNG SERI MAHARAJA TUN IBRAHIM	5	5	0	4	1	0	0	0	0
KK MAHMOODIAH	5	3	0	3	0	0	0	0	0
KK PASIR GUDANG	5	2	0	1	0	1	0	0	0
KK SULTAN ISMAIL	5	1	0	0	0	0	0	1	0
TOTAL	55	15	0	9	1	3	0	1	1
TOTAL DENGUE SEROTYPE POSITIVE	-	-	13				-	-	

Dengue Virus Serotype Surveillance (DVSS) in Johor 2023 (cumulative data until Epid Week 17)

SENTINEL AREA	TARGET SAMPLE (UNTIL EW 17)	TOTAL RECEIVED	qPCR DENGUE SEROTYPE RESULT						
			DEN 1	DEN 2	DEN 3	DEN 4	Mix DEN	ND*	PENDING
H. ENCHE BESAR HAJJAH KALSOM KLUANG	85	12	0	2	1	3	0	6	0
H. KOTA TINGGI	85	48	1	20	12	8	0	7	0
H. PAKAR SULTANAH FATIMAH	85	30	2	7	4	13	0	4	0
H. SEGAMAT	85	7	0	2	0	5	0	0	0
H. SULTAN ISMAIL	85	71	1	16	12	19	0	22	1
H. SULTANAH AMINAH	85	77	4	23	10	10	0	30	0
H. SULTANAH NORA ISMAIL	85	28	3	13	5	3	0	4	0
H. TEMENGGUNG SERI MAHARAJA TUN IBRAHIM	85	78	1	50	7	12	0	8	0
KK MAHMOODIAH	85	60	2	25	14	6	0	13	0
KK PASIR GUDANG	85	61	4	13	11	16	0	17	0
KK SULTAN ISMAIL	85	29	3	6	7	4	0	9	0
TOTAL	935	501	21	177	83	99	0	120	1
Percentage (%)	-	-	4.2%	35.3%	16.6%	19.8%	0	24.0%	0.2%
Total Dengue Serotype Positive	-	-	380				-	-	

**DENGUE SEROTYPE IN JOHOR 2022 - 2023
(WK 17/2023)**



CASE LIST OF HIV & AIDS (NAR) AND CHANCROID, GONORRHOEA, SYPHILIS & HEPATITIS C (E-NOTIFICATION) BY DISTRICT, JOHOR STATES FOR W01-W17 YEAR 2022 & YEAR 2023

DISTRICT OF	HIV	KHIV	HIV	KHIV	AIDS	K AIDS	AIDS	KAIDS	CHANCROID		GONORRHOEA		SYPHILIS		HEPATITIS C	
	W01-W17 2022	W01-W17 2022	W01-W17 2023	W01-W17 2023	W01-W17 2022	W01-W17 2022	W01-W17 2023	W01-W17 2023	W01-W17 2022	W01-W17 2023	W01-W17 2022	W01-W17 2023	W01-W17 2022	W01-W17 2023	W01-W17 2022	W01-W17 2023
JB	92	0	92	3	57	3	47	5	0	0	23	37	85	93	47	264
MR	12	0	9	0	4	3	3	0	0	0	1	3	0	4	5	15
BP	20	0	13	0	7	3	11	2	0	0	5	17	17	14	37	11
KLG	10	0	15	1	4	0	4	5	0	0	1	7	7	7	64	36
SGT	5	0	10	0	1	0	8	4	0	0	0	7	6	10	14	16
PTN	4	0	6	0	2	2	2	0	0	0	2	5	1	8	6	12
KT	5	0	9	0	1	2	4	1	0	0	1	4	2	8	5	22
MSG	0	0	6	0	1	0	4	1	0	0	0	1	0	4	2	1
TGK	4	2	4	0	1	1	4	1	0	0	1	1	1	3	8	22
KUL	3	0	9	0	4	0	6	0	0	0	1	7	5	14	3	11
JHR	155	2	173	4	82	14	93	19	0	0	35	89	124	165	191	410

NEW HIV RISK FACTORS BY DISTRICT, JOHOR STATES FOR EPID WEEK W01-W17 YEAR 2022 AND YEAR 2023

RISK FACTORS	HOMO/BISEKSUAL		HETEROSEXUAL		INTRAVENOUS DRUG USE (INVIDU)		VERTICAL		UNDETERMINE		NEEDLE STICK INJURY		BLANK		TOTAL	
	W01-W17 2022	W01-W17 2023	W01-W17 2022	W01-W17 2023	W01-W17 2022	W01-W17 2023	W01-W17 2022	W01-W17 2023	W01-W17 2022	W01-W17 2023	W01-W17 2022	W01-W17 2023	W01-W17 2022	W01-W17 2023	W01-W17 2022	W01-W17 2023
JB	58	48	31	34	0	3	0	0	3	0	0	0	0	7	92	92
MR	8	4	4	2	0	0	0	0	0	0	0	0	0	3	12	9
BP	8	10	10	3	1	0	0	0	1	0	0	0	0	0	20	13
KLG	4	5	6	8	0	2	0	0	0	0	0	0	0	0	10	15
SGT	4	6	1	4	0	0	0	0	0	0	0	0	0	0	5	10
PTN	1	4	3	1	0	1	0	0	0	0	0	0	0	0	4	6
KT	2	4	3	4	0	1	0	0	0	0	0	0	0	0	5	9
MSG	0	2	0	4	0	0	0	0	0	0	0	0	0	0	0	6
TGK	3	3	1	1	0	0	0	0	0	0	0	0	0	0	4	4
KUL	2	6	1	3	0	0	0	0	0	0	0	0	0	0	3	9
JHR	90	92	60	64	1	7	0	0	4	0	0	0	0	10	155	173
%	58.1	53.2	38.7	37.0	0.6	4.0	0.0	0.0	2.6	0.0	0.0	0.0	0.0	5.8	100.0	100.0

TUBERCULOSIS



HASIL RAWATAN KES TIBI WARGANEGARA (ME 1-17 2023, N= 524)



SASARAN KADAR SUKSES : $\geq 90\%$

DAERAH	MASIH DALAM RAWATAN	TERHENTI RAWATAN	MATI BELUM DIAUDIT	RR/ MDR/ XDR	KADAR SUKSES (%)
BATU PAHAT	6	0	1	0	77.1
JOHOR BAHRU	9	9	7	6	83.5
KLUANG	1	5	0	0	75.0
KOTA TINGGI	1	0	0	0	88.9
KULAI	0	2	0	0	72.0
TANGKAK	4	0	0	1	76.9
MERSING	0	0	0	0	100.0
MUAR	1	0	0	0	91.7
PONTIAN	1	0	1	0	85.7
SEGAMAT	0	0	1	0	84.0
JOHOR	23	16	10	7	82.4



PENCAPAIAN PEMERIKSAAN KONTAK BAGI KOHOT JAN-APR 2023 (SASARAN 1: 10)

BP	JB	KG	KT	KU	MG	MR	PN	SG	TG	JOHOR
1:4	1:5	1:7	1:5	1:6	1:4	1:22	1:4	1:5	1:4	1:6

DATA SEHINGGA ME 16 (29/04/2023) MUAT TURUN PADA (03/05/2023)

JABATAN KESIHATAN NEGERI JOHOR



DISEASES OUTBREAK

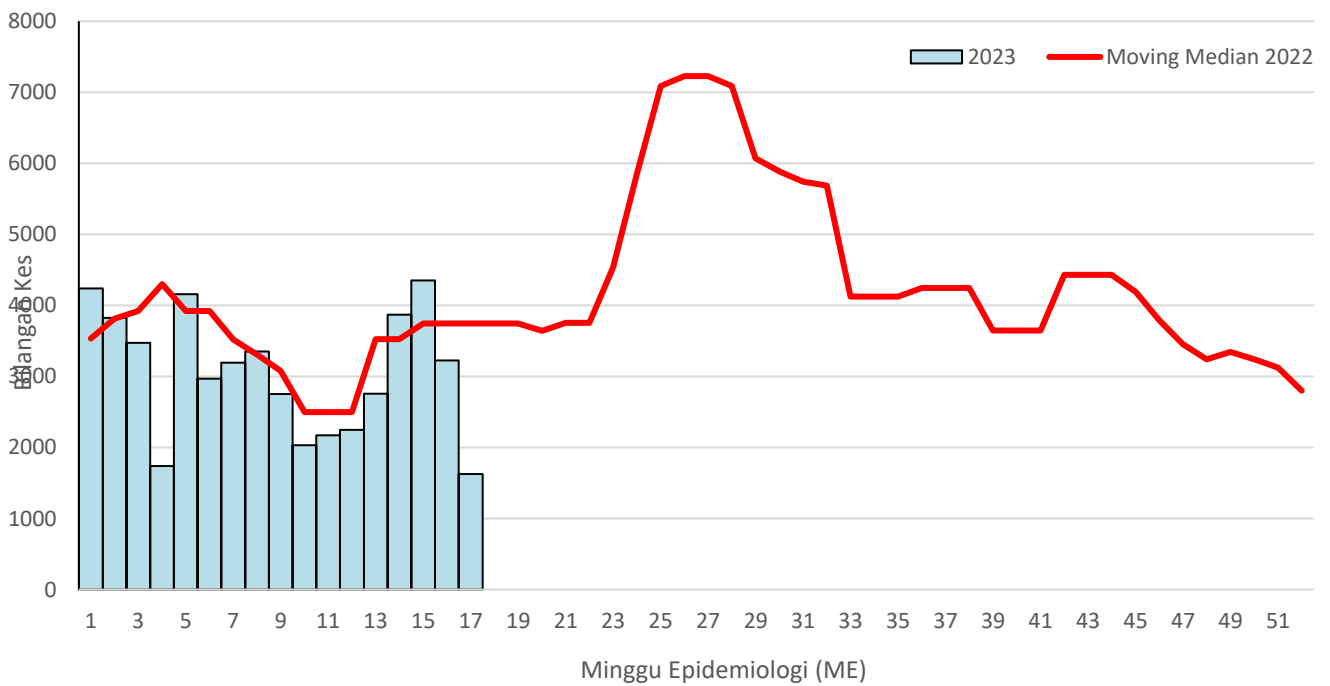
CLUSTER / OUTBREAK BY DISTRICT ON EW 17/2023

NO.	DISTRICT	LOCALITY	DISEASE/EVENT
1	JOHOR BAHRU	KG USAHA JAYA	DIFTERIA

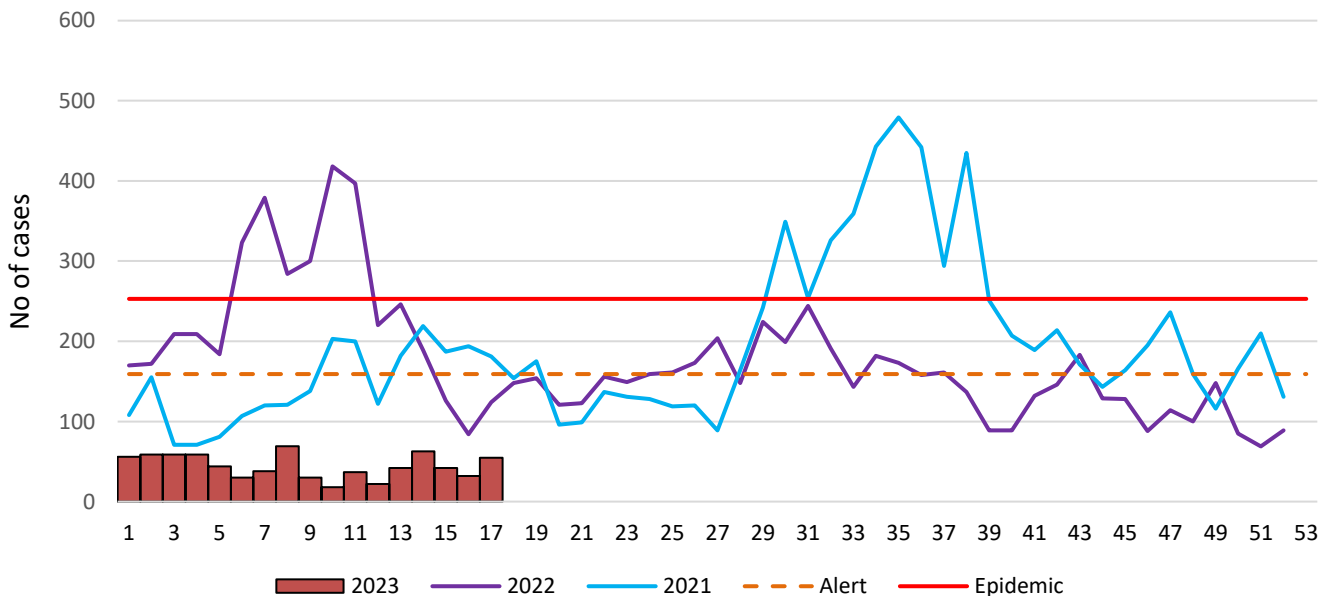
CUMULATIVE CLUSTER / OUTBREAK BY DISTRICT EW 17/ 2023

NO.	DISEASES	JB	KJ	MR	TG	BP	KG	SG	PN	KT	MG	JOHOR
1.	FOOD POISONING	3	0	0	3	4	1	1	0	2	0	14
2.	DIPHTHERIA	1	0	0	0	0	0	0	0	0	0	6
3.	CHICKEN POX	4	2	1	0	1	1	0	0	0	0	9
4.	HFMD	15	0	0	2	0	4	1	0	0	0	22
5.	LEPTOSPIROSIS	0	0	0	0	0	0	0	0	0	0	0
6.	SCABIES	1	0	0	0	0	0	0	0	0	0	1
7.	AGE	1	0	0	0	1	0	0	0	0	0	2
8.	MUMPS	0	0	0	0	0	0	0	0	0	0	0
9.	MEASLES	0	0	0	0	0	0	0	0	0	0	0
10	ILI	0	0	0	0	0	0	0	0	0	0	0
11.	TUBERCULOSIS	0	0	0	0	0	0	0	0	0	0	0
12.	INFLUENZA	6	2	0	0	0	0	0	0	0	0	8
13.	CONJUNCTIVITIS	1	0	0	1	0	2	0	0	1	0	5
14.	URTI	0	0	0	1	0	0	0	0	0	0	1
15.	TYPHIOD	0	0	0	0	0	0	0	0	0	0	0
16.	DENGUE	263	16	1	0	8	3	0	0	2	0	293
17.	CHIKUGUNYA	1	0	0	0	0	0	0	0	0	0	1
18.	ROTAVIRUS	0	0	0	0	0	0	0	0	0	0	0

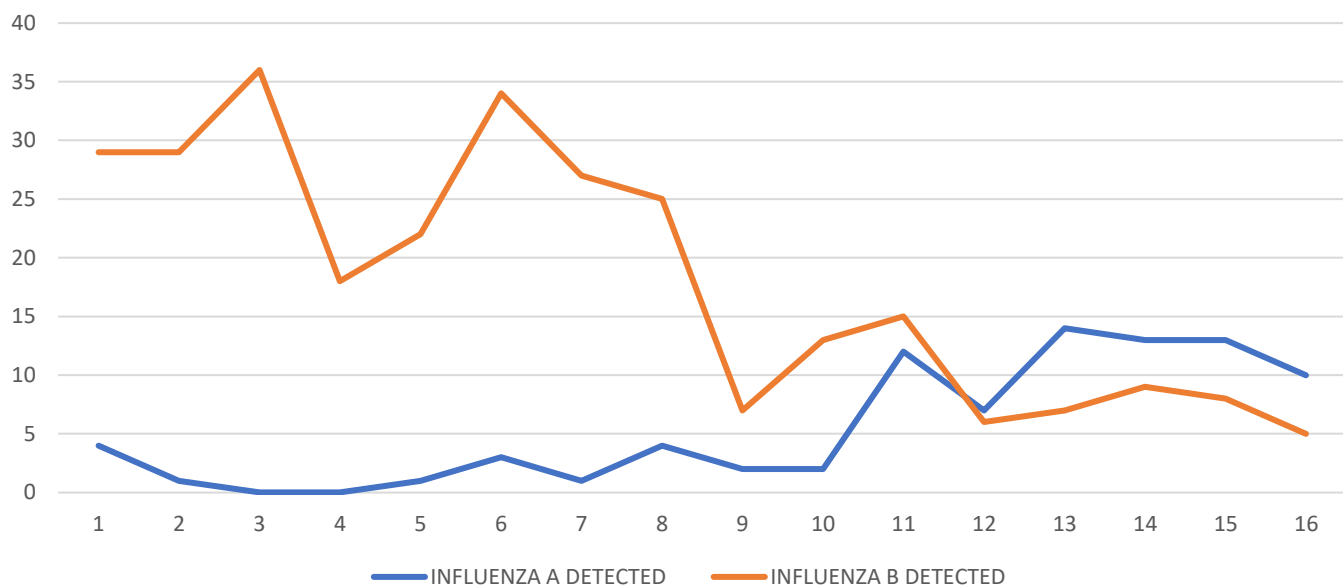
SURVELAN ILI DI KLINIK KESIHATAN NEGERI JOHOR TAHUN 2023



SENTINEL SURVEILLANCE OF SARI IN HOSPITAL SULTANAH AMINAH JOHOR BAHRU 2021-2023

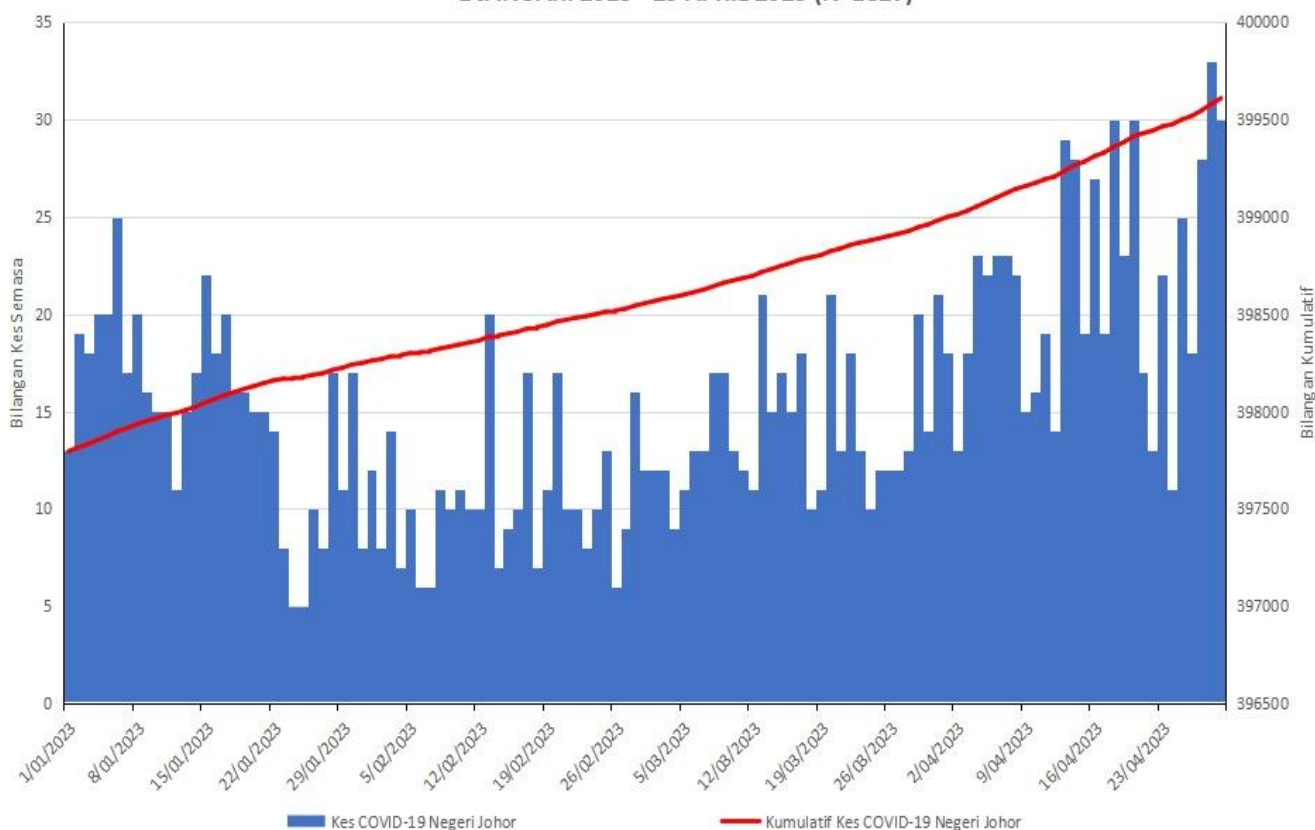


Tren Influenza A dan B di Klinik Sentinel Negeri Johor - 2023

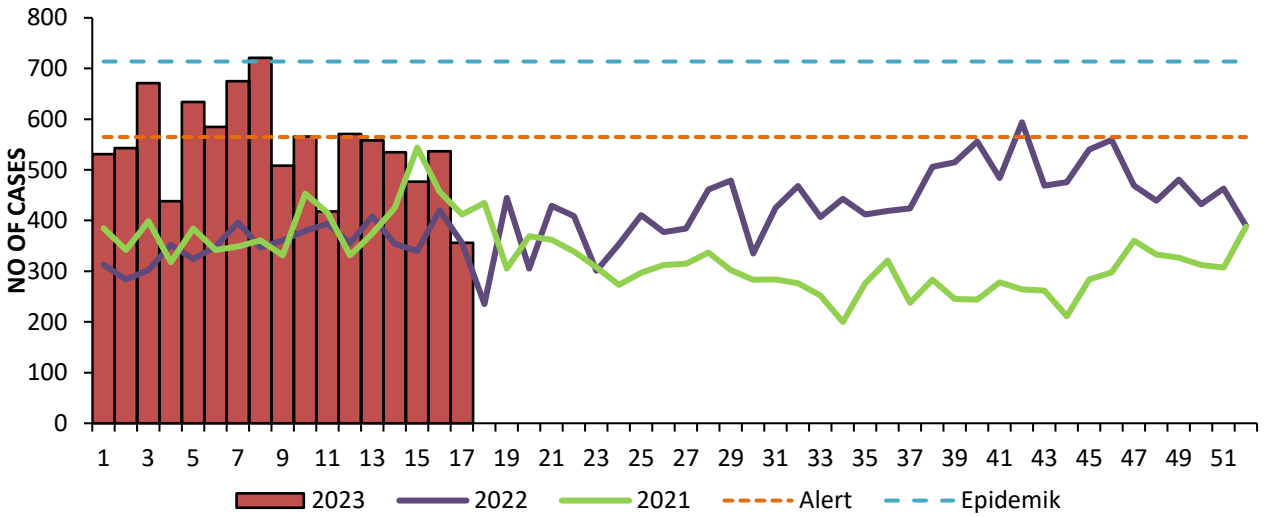


NO.	DOG BITE SURVEILLANCE	MAC 2022	MAC 2023	CUMULATIVE UNTIL MAC 2022	CUMULATIVE UNTIL MAC 2023
1.	No. of cases reported	3	8	13	31
2.	No. of cases received outpatient treatment	3	8	13	30
3.	No. of cases received rabiest vaccine outpatient	0	0	0	1
4.	No. of cases on Rabies follow-up (PEP)	0	0	0	1
5.	No. of cases completed follow-up (PEP)	0	0	0	1
6.	No. of cases admitted	0	0	0	1
7.	No. of sample taken for Rabies test	0	0	0	0
8.	No. of case positive Rabies	0	0	0	0
9.	No. of bite died of Rabies	0	0	0	0
10.	No. of dog involved in bite cases	3	7	11	26

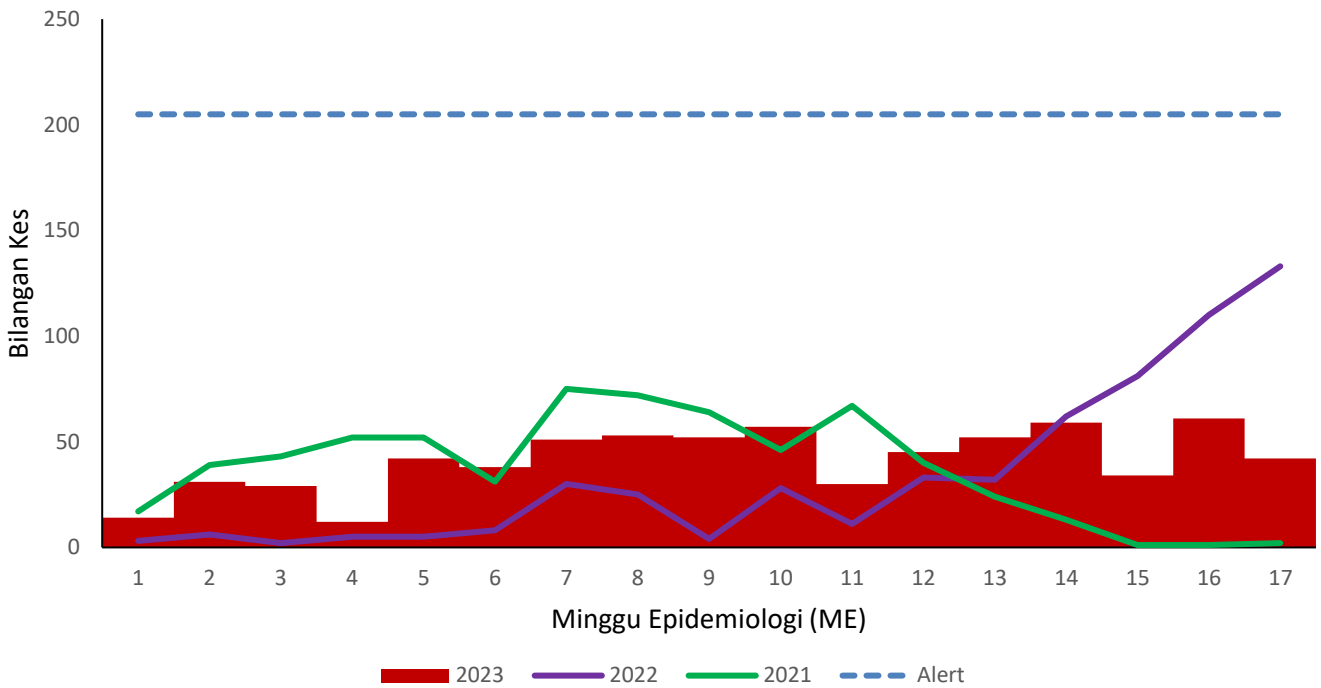
**KES COVID-19 NEGERI JOHOR MENGIKUT TARIKH LAPORAN DARI
1 JANUARI 2023 - 29 APRIL 2023 (N=1827)**



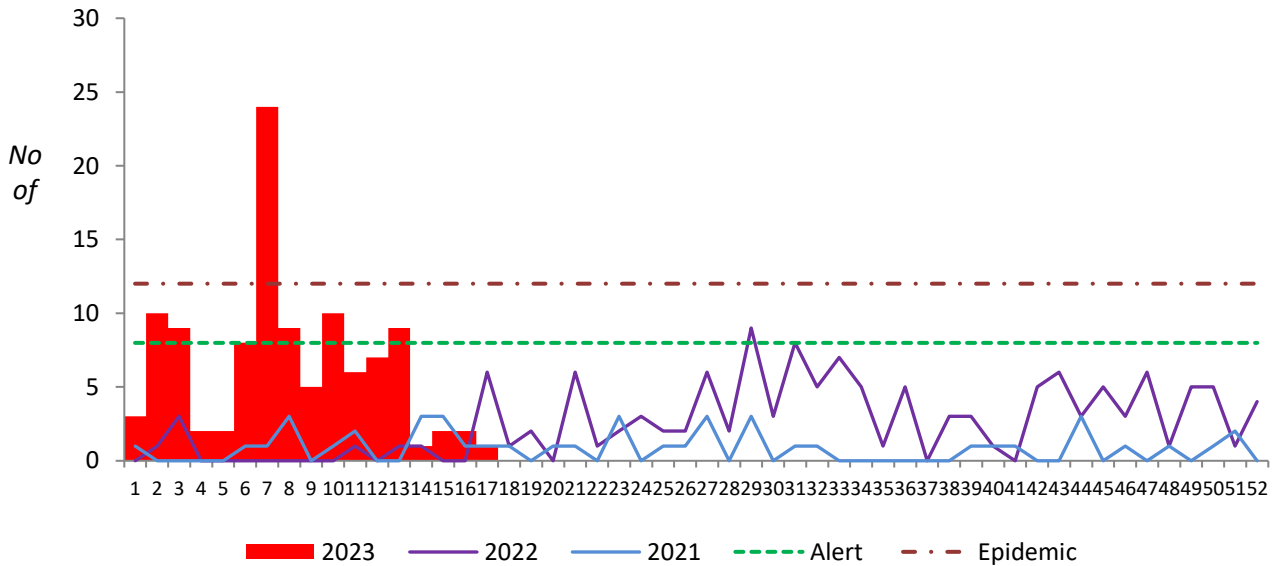
AGE JOHOR 2021-2023



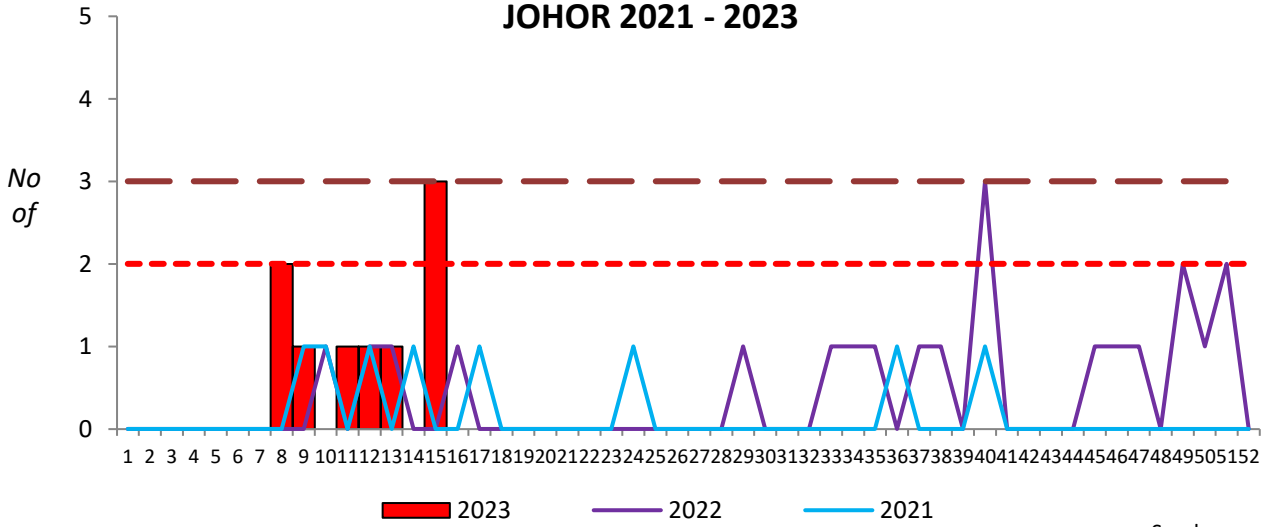
HFMD JOHOR 2021-2023



LEPTOSPIROSIS JOHOR 2021-2023



**MEASLES (LAB CONFIRMED/CLINICAL/EPID LINK)
JOHOR 2021 - 2023**



Sumber:



KEMENTERIAN KESIHATAN MALAYSIA

AWAS CUACA PANAS



PENYAKIT BERKAITAN CUACA PANAS



Ruam panas
Kulit menjadi merah dan muka berasa pedih



Keletihan haba
Berlaku akibat pendedahan berterusan kepada cuaca panas



Kekejangan haba (heat cramp)
Otot menjadi kejang akibat pendedahan kepada cuaca panas



Strok haba

- Suhu badan melebihi 40 darjah Celsius
- Boleh menyebabkan kematian jika tidak dirawat dengan cepat

LANGKAH MELINDUNGI DIRI DARI KESAN CUACA PANAS

- ☀ Kurangkan aktiviti luar yang melibatkan pendedahan kepada cuaca panas
- ☀ Menyejukkan suasana rumah dengan memasang penyaman udara atau kipas
- ☀ Kurangkan makanan yang boleh memanaskan badan seperti cili dan lada
- ☀ Elakkan/ kurangkan minuman yang manis, mengandungi kafein dan minuman berkarbonat
- ☀ Kerap minum air

- ☀ Digalakkan minum minuman sejuk berbanding minuman panas
- ☀ Elakkan ziarah saudara-mara pada waktu panas seperti waktu tengahari
- ☀ Elakkan memakai pakaian ketat dan berwarna gelap seperti hitam
- ☀ Pakai topi atau payung dan krim pelindung matahari (*sun screen*) untuk melindungi kulit daripada pancaran cahaya matahari



KEMENTERIAN KESIHATAN MALAYSIA

MINUM AIR KOSONG UNTUK KEKAL HIDRASI



1. Pastikan air kosong sentiasa ada dan kerapkan minum air walaupun tidak berasa haus
2. Minum air kosong secukupnya iaitu 8 gelas atau 2 liter sehari
3. Jika melakukan aktiviti fizikal/ bersenam lebihkan pengambilan air sekurang-kurangnya 2 gelas air tambahan (500ml)

Tahap hidrasi badan yang baik sangat penting bagi mengekalkan suhu badan normal semasa cuaca panas

Acronym

AGE: Acute gastroenteritis infection	KPPK: Ketua Penolong Pengarah Kanan
AIDS: Acquired immune deficiency syndrome	KT: Kota Tinggi
BP: Batu Pahat	MG: Mersing
CDC: Communicable Disease Control	MR: Muar
EW: Epidemiological Week	PN: Pontian
HIV: Human immunodeficiency virus	PUI: Person under investigation
ILI: Influenza like illness	SARI: Severe acute respiratory illness
JB: Johor Bahru	SG: Segamat
KG: Kluang	TG: Tangkak
KK: Klinik Kesihatan	

Advisor

Dr Siti Khatijah Binti Abdul Rahim

Editorial Board

Dr Shahril Azian Bin Hj Masrom
Dr Bala Murali a/l Sundram
Dr Hjh Hazlin Binti Abu Bakar
Dr Nurmawati Binti Ahmad
Dr Lily Rafidah Binti Mohamed Zaki
Dr Yusmah Binti Muhamad

Editorial Staff

Dr Siti Umairah Binti Muhadi
Pn. Lim Cheau Ju
Pn. Nor Elliza Binti Othman
En. K. Francis Kewagu
En. Ramizam Bin Harun
En. Rodzi Iswan Bin Ramin
Pn. Maria Jennifer a/p Andrew
En. Muhammad Hazim Bin Ismail

Communicable Disease Control & Surveillance Unit
Johor Health Department (Public Health Division)
Jalan Pesiaran Permai, 81300 Johor Bahru

Tel: 07-2356136 Fax: 07-2356221

cprcknj@moh.gov.my cdcsurvjhr@moh.gov.my