



## NOTIFIABLE COMMUNICABLE DISEASES FOR CURRENT WEEK

NO.	DISEASE	EW 26/2022	EW 26/2023	MEDIAN	CUMULATIVE 2022 UNTIL EW26	CUMULATIVE 2023 UNTIL EW26
1.	AVIAN INFLUENZA	0	0	NA	0	0
2.	CHANCROID	0	0	0	0	0
3.	CHOLERA	0	0	0	0	0
4.	DENGUE FEVER	92	242	139	1,164(1)	4,609(8)
5.	CHIKUNGUNYA	0	0	0	2(0)	7(0)
6.	DIPHThERIA	0	0	0	0	2
7.	DYSENTERY (all type)	0	0	0	0	4
8.	EBOLA	0	0	0	0	0
9.1	FOOD POISONING (episode)	0	0	0	10	19
9.2	FOOD POISONING (case)	0	0	0	551	674(1)
10.	GONOCOCCAL INFECTION (all forms)	5	3	6	47	155
11.	HAND,FOOT&MOUTH DISEASE (HFMD)	551	366	37	7967	2897
12.	HIV INFECTION	32	15	0	395(35)	426(33)
13.	LEPROSY	0	0	0	2	7
14.	LEPTOSPIROSIS	2	2	5	33(1)	139(5)
15.	MALARIA	0	2	1	23	31
16.	MEASLES	1	0	0	5	18
17.	MERSCoV	0	0	0	0	0
18.	PLAGUE	0	0	0	0	0
19.	ACUTE POLIOMYELITIS	0	0	0	0	0
20.	RABIES	0	0	0	0	0
21.	RELAPSING FEVER	0	0	0	0	0
22.	SYPHILIS (all forms)	8	13	11	163	277
23.	TETANUS (Neonatorum / Adult)	0	0	0	0	0
24.	TUBERCULOSIS	39	46	35	909(109)	964(49)
25.	TYPHOID & PARATYPHOID FEVER	0	0	0	0	2
26.	TYPHUS & OTHER RICKETTSIOSIS	0	0	0	0	2
27.	VIRAL ENCEPHALITIS	0	0	0	0	3(1)
28.	VIRAL HEPATITIS	6	12	-	187	622
	a) Hepatitis A	0	0	0	0	1(1)
	b) Hepatitis B	2	4	2	52(2)	151(2)
	c) Hepatitis C	17	35	5	237(0)	561(10)
	d) Other Hepatitis	0	0	0	0	0
29.	PERTUSSIS	0	0	0	0	3
30.	YELLOW FEVER	0	0	0	0	0
31.	ZIKA	0	0	NA	0	0
32.	COVID-19	482	31	482	140793 (661)	2945(57)
33.	COVID 19 VARIANT XBB	-	0	-	-	*437

\*Notes: ( ) is a cumulative death; resource: e-Notifikasi, e-Dengue, MyTb, NAR Covid19 variant XBB Data dari Tahun 2022

## NOTIFIABLE COMMUNICABLE DISEASES FOR EW26 BY DISTRICT

NO.	DISEASE	JB	KJ	MR	TG	BP	KG	SG	PN	KT	MG	JOHOR
1.	AVIAN INFLUENZA	0	0	0	0	0	0	0	0	0	0	0
2.	CHANCROID	0	0	0	0	0	0	0	0	0	0	0
3.	CHOLERA	0	0	0	0	0	0	0	0	0	0	0
4.	DENGUE FEVER	186	15	10	4	5	8	5	2	7	0	242
5.	CHIKUNGUNYA	0	0	0	0	0	0	0	0	0	0	0
6.	DIPHTHERIA	0	0	0	0	0	0	0	0	0	0	0
7.	DYSENTERY (All types)	0	0	0	0	0	0	0	0	0	1	1
8.	EBOLA	0	0	0	0	0	0	0	0	0	0	0
9.	FOOD POISONING	0	0	0	0	0	0	0	0	0	0	0
10.	GONOCOCCAL INFECTION (All forms)	7	1	0	0	1	0	0	0	0	0	9
11.	HAND, FOOT & MOUTH DISEASE (HFMD)	122	14	16	27	27	36	12	11	38	8	311
12.	HIV INFECTION (All forms)	3	0	0	0	0	0	0	0	0	0	3
13.	LEPROSY	0	0	0	0	0	0	0	0	0	0	0
14.	LEPTOSPIROSIS	0	0	1	0	0	3	1	0	0	0	5
15.	MALARIA	1	0	0	0	0	0	0	0	0	0	1
16.	MEASLES	0	0	0	0	0	0	0	0	0	0	0
17.	MERSCoV	0	0	0	0	0	0	0	0	0	0	0
18.	PLAGUE	0	0	0	0	0	0	0	0	0	0	0
19.	ACUTE POLIOMYELITIS	0	0	0	0	0	0	0	0	0	0	0
20.	RABIES	0	0	0	0	0	0	0	0	0	0	0
21.	RELAPSING FEVER	0	0	0	0	0	0	0	0	0	0	0
22.	SYPHILIS (All forms)	3	0	0	0	2	0	1	1	0	0	7
23.	TETANUS (Neonatorum / Adult)	0	0	0	0	0	0	0	0	0	0	0
24.	TUBERCULOSIS (All forms)	25	6	1	0	2	3	2	3	3	1	46
25.	TYPHOID & PARATYPHOID FEVER	0	0	0	0	0	0	0	0	0	0	0
26.	TYPHUS & OTHER RICKETTSIOSSES	0	0	0	0	0	0	0	0	0	0	0
27.	VIRAL ENCEPHALITIS	0	0	0	0	0	0	0	0	0	0	0
28.	VIRAL HEPATITIS											
	a) Hepatitis A	0	0	0	0	0	0	0	0	0	0	0
	b) Hepatitis B	0	1	1	0	0	2	0	0	1	0	5
	c) Hepatitis C	0	1	0	0	0	6	0	0	0	2	9
	d) Other Hepatitis	0	0	0	0	0	0	0	0	0	0	0
29.	PERTUSSIS	0	0	0	0	0	0	0	0	0	0	0
30.	YELLOW FEVER	0	0	0	0	0	0	0	0	0	0	0
31.	ZIKA	0	0	0	0	0	0	0	0	0	0	0
32.	COVID-19	19	2	0	0	0	3	1	2	4	0	31
33.	*COVID 19 VARIANT XBB	0	0	0	0	0	0	0	0	0	0	0

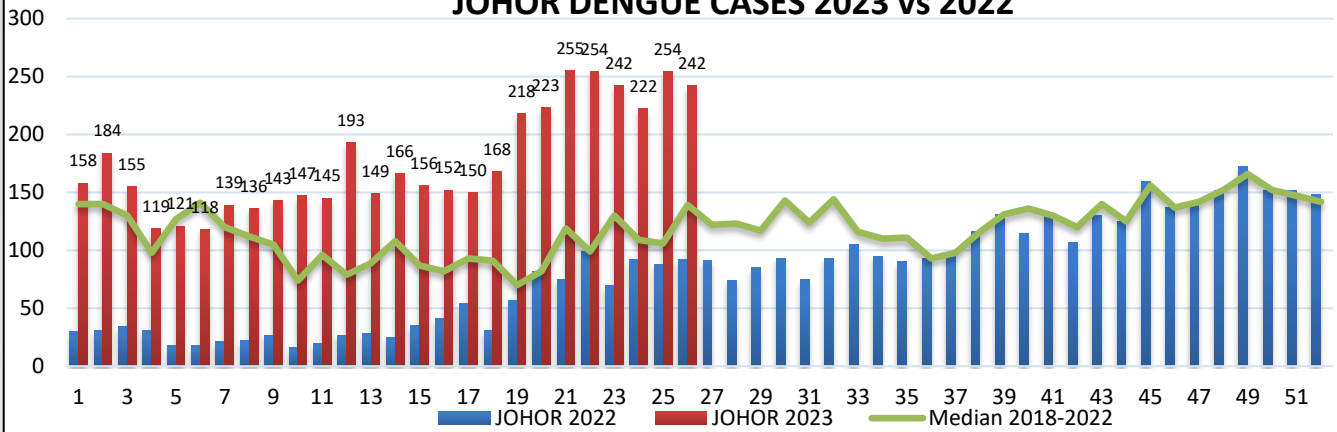
\*Notes: Covid19 variant XBB Data dari Tahun 2022

## CUMULATIVE NOTIFIABLE COMMUNICABLE DISEASES UNTIL EW26

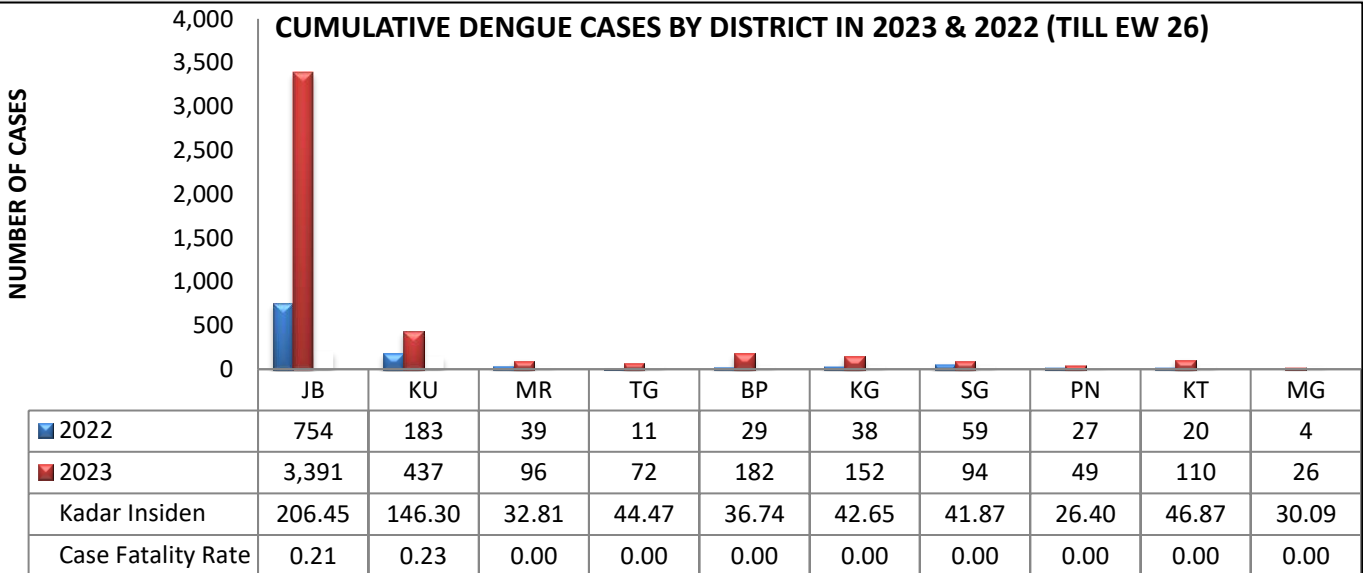
NO.	DISEASE	JB	KJ	MR	TG	BP	KG	SG	PN	KT	MG	JOHOR
1.	AVIAN INFLUENZA	0	0	0	0	0	0	0	0	0	0	0
2.	CHANCROID	0	0	0	0	0	0	0	0	0	0	0
3.	CHOLERA	0	0	0	0	0	0	0	0	0	0	0
4.	DENGUE FEVER	3391	437	96	72	182	152	94	49	110	26	4609
5.	CHIKUNGUNYA	7	0	0	0	0	0	0	0	0	0	7
6.	DIPHTHERIA	2	0	0	0	0	0	0	0	0	0	2
7.	DYSENTERY (All types)	0	0	1	0	1	1	0	0	0	1	4
8.	EBOLA	0	0	0	0	0	0	0	0	0	0	0
9.	FOOD POISONING	200	3	11	83	82	90	82	0	123	0	674
10.	GONOCOCCAL INFECTION (All forms)	82	11	3	1	23	10	8	9	7	1	155
11.	HAND, FOOT & MOUTH DISEASE (HFMD)	1079	170	155	317	271	282	179	144	283	17	2897
12.	HIV INFECTION (All forms)	243	19	13	10	39	29	25	10	26	13	427
13.	LEPROSY	0	0	0	0	2	0	0	4	1	0	7
14.	LEPTOSPIROSIS	22	11	7	2	3	9	35	28	20	2	139
15.	MALARIA	16	3	0	0	3	3	5	0	0	1	31
16.	MEASLES	6	2	1	0	0	1	0	1	5	2	18
17.	MERSCoV	0	0	0	0	0	0	0	0	0	0	0
18.	PLAGUE	0	0	0	0	0	0	0	0	0	0	0
19.	ACUTE POLIOMYELITIS	0	0	0	0	0	0	0	0	0	0	0
20.	RABIES	0	0	0	0	0	0	0	0	0	0	0
21.	RELAPSING FEVER	0	0	0	0	0	0	0	0	0	0	0
22.	SYPHILIS (All forms)	163	18	6	4	27	13	11	14	15	6	277
23.	TETANUS (Neonatorum / Adult)	0	0	0	0	0	0	0	0	0	0	0
24.	TUBERCULOSIS (All forms)	483	64	59	28	96	64	46	34	73	17	964
25.	TYPHOID & PARATYPHOID FEVER	0	1	1	0	0	0	0	0	0	0	2
26.	TYPHUS & OTHER RICKETTSIOSES	1	0	0	0	0	1	0	0	0	0	2
27.	VIRAL ENCEPHALITIS	2	1	0	0	0	0	0	0	0	0	3
28.	VIRAL HEPATITIS											
	a) Hepatitis A	0	0	0	0	1	0	0	0	0	0	1
	b) Hepatitis B	27	18	16	14	28	9	19	6	7	7	151
	c) Hepatitis C	286	18	25	58	19	63	25	13	46	8	561
	d) Other Hepatitis	0	0	0	0	0	0	0	0	0	0	0
29.	PERTUSSIS	1	0	0	2	0	0	0	0	0	0	3
30.	YELLOW FEVER	0	0	0	0	0	0	0	0	0	0	0
31.	ZIKA	0	0	0	0	0	0	0	0	0	0	0
32.	COVID-19	1717	258	89	18	189	331	23	110	199	11	2945
33.	*COVID 19 VARIANT XBB	238	34	53	14	35	24	2	14	23	0	437

\*Notes: Covid19 variant XBB Data dari Tahun 2022

## JOHOR DENGUE CASES 2023 vs 2022



## CUMULATIVE DENGUE CASES BY DISTRICT IN 2023 & 2022 (TILL EW 26)



## CUMULATIVE VECTOR BORNE DISEASE IN JOHOR EW 26/2023

DISEASE	JB	KU	MR	TGK	BP	KLG	SGT	PTN	KT	MSG	JOH
MALARIA	16	3	0	0	3	3	5	0	0	1	31
DENGUE	3,391	437	96	72	182	152	94	49	110	26	4,609
FILARIASIS	0	0	0	0	0	1	0	0	0	5	6
CHIKUNGUNYA	7	0	0	0	0	0	0	0	0	0	7
J.E	0	0	0	0	0	0	0	0	0	0	0
TYPHUS	1	0	0	0	0	1	0	0	0	0	2
YELLOW FEVER	0	0	0	0	0	0	0	0	0	0	0
PLAGUE	0	0	0	0	0	0	0	0	0	0	0
ZIKA	0	0	0	0	0	0	0	0	0	0	0

EW 26 : Denggi (242 kes), Malaria (1 kes), Filariasis (0 kes), Typhus (0 kes)

# LABORATORY SURVEILLANCE

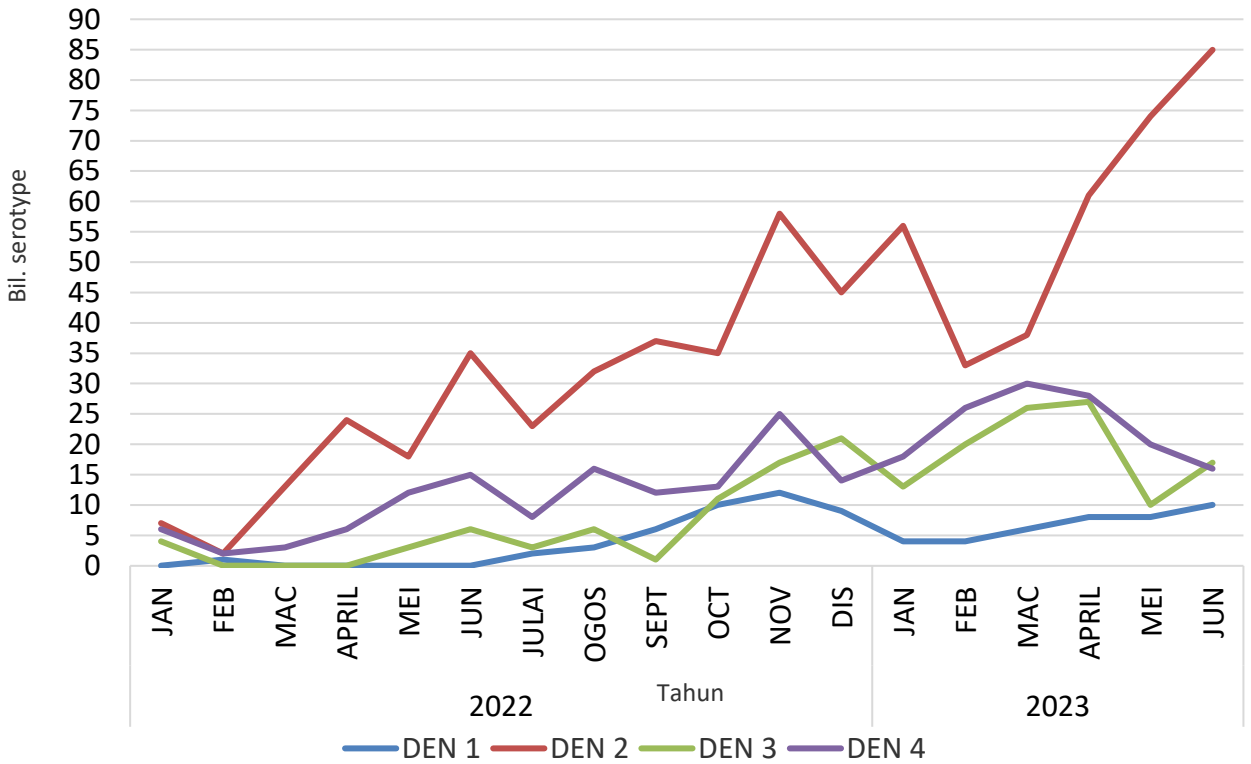
## Dengue Virus Serotype Surveillance (DVSS) in Johor 2023 (Epid Week 26)

SENTINEL AREA	TARGET SAMPLE (WEEKLY)	TOTAL RECEIVED	qPCR DENGUE SEROTYPE RESULT						
			DEN 1	DEN 2	DEN 3	DEN 4	Mix DEN	ND*	PENDING
H. ENCHE BESAR HAJJAH KALSOM KLUANG	5	0	0	0	0	0	0	0	0
H. KOTA TINGGI	5	5	1	3	0	1	0	0	0
H. PAKAR SULTANAH FATIMAH	5	0	0	0	0	0	0	0	0
H. SEGAMAT	5	0	0	0	0	0	0	0	0
H. SULTAN ISMAIL	5	2	0	1	0	0	0	0	1
H. SULTANAH AMINAH	5	0	0	0	0	0	0	0	0
H. SULTANAH NORA ISMAIL	5	0	0	0	0	0	0	0	0
H. TEMENGGUNG SERI MAHARAJA TUN IBRAHIM	5	0	0	0	0	0	0	0	0
KK MAHMOODIAH	5	4	0	0	3	0	0	1	0
KK PASIR GUDANG	5	2	0	0	1	0	0	0	1
KK SULTAN ISMAIL	5	2	0	1	0	0	0	0	1
<b>TOTAL</b>	<b>55</b>	<b>15</b>	<b>1</b>	<b>5</b>	<b>4</b>	<b>1</b>	<b>0</b>	<b>1</b>	<b>3</b>
<b>TOTAL DENGUE SEROTYPE POSITIVE</b>	-	-	<b>11</b>				-	-	

## Dengue Virus Serotype Surveillance (DVSS) in Johor 2023 (Cumulative data until Epid Week 26)

SENTINEL AREA	TARGET SAMPLE (UNTIL EW 26)	TOTAL RECEIVED	qPCR DENGUE SEROTYPE RESULT						
			DEN 1	DEN 2	DEN 3	DEN 4	Mix DEN	ND*	PENDING
H. ENCHE BESAR HAJJAH KALSOM KLUANG	130	20	0	5	2	3	0	10	0
H. KOTA TINGGI	130	84	2	43	16	16	0	7	0
H. PAKAR SULTANAH FATIMAH	130	40	3	11	4	17	0	5	0
H. SEGAMAT	130	12	0	4	0	8	0	0	0
H. SULTAN ISMAIL	130	114	5	36	19	22	0	31	1
H. SULTANAH AMINAH	130	125	6	51	16	13	0	39	0
H. SULTANAH NORA ISMAIL	130	52	3	32	5	6	0	6	0
H. TEMENGGUNG SERI MAHARAJA TUN IBRAHIM	130	116	2	77	9	18	0	10	0
KK MAHMOODIAH	130	98	3	49	21	7	0	18	0
KK PASIR GUDANG	130	93	10	23	13	20	0	26	1
KK SULTAN ISMAIL	130	51	6	16	8	8	0	12	1
<b>TOTAL</b>	<b>1430</b>	<b>805</b>	<b>40</b>	<b>347</b>	<b>113</b>	<b>138</b>	<b>0</b>	<b>164</b>	<b>3</b>
<b>Percentage (%)</b>	-	-	<b>5.0%</b>	<b>43.1%</b>	<b>14.0%</b>	<b>17.1%</b>	<b>0</b>	<b>20.4%</b>	<b>0.4%</b>
<b>Total Dengue Serotype Positive</b>	-	-	<b>638</b>				-	-	

### DENGUE SEROTYPE IN JOHOR 2022 - 2023 (WK 26/2023)



## CASE LIST OF HIV & AIDS (NAR) AND CHANCROID, GONORRHOEA, SYPHILIS & HEPATITIS C (E-NOTIFICATION) BY DISTRICT, JOHOR STATES FOR W01-W26 YEAR 2022 & YEAR 2023

DISTRICT OF	HIV	KHIV	HIV	KHIV	AIDS	K AIDS	AIDS	KAIDS	CHANCROID		GONORRHOEA		SYPHILIS		HEPATITIS C	
	W01-W26 2022	W01-W26 2022	W01-W26 2023	W01-W26 2023	W01-W26 2022	W01-W26 2022	W01-W26 2023	W01-W26 2023	W01-W26 2022	W01-W26 2022	W01-W26 2023	W01-W26 2023	W01-W26 2022	W01-W26 2022	W01-W26 2023	W01-W26 2023
JB	146	4	151	5	80	10	76	10	0	0	34	82	148	159	78	279
MR	15	0	10	0	5	3	3	0	0	0	1	3	0	7	7	25
BP	28	0	21	0	9	6	16	2	0	0	7	23	22	24	68	19
KLG	14	0	19	1	10	1	4	5	0	0	2	10	14	13	137	62
SGT	11	0	13	0	1	2	8	4	0	0	1	8	9	11	19	23
PTN	7	0	6	0	4	3	4	0	0	0	3	9	2	12	8	13
KT	7	0	16	0	3	2	8	2	0	0	3	7	4	14	24	28
MSG	2	0	6	1	1	0	5	1	0	0	1	1	3	5	2	13
TGK	4	2	4	1	1	2	4	1	0	0	1	1	3	4	14	42
KUL	6	0	11	0	6	0	8	0	0	0	3	10	9	17	3	8
JHR	240	6	257	8	120	29	136	25	0	0	56	154	214	266	360	512

## NEW HIV RISK FACTORS BY DISTRICT, JOHOR STATES FOR EPID WEEK W01-W26 YEAR 2022 AND YEAR 2023

RISK FACTORS	HOMO/BISEKSUAL		HETEROSEXUAL		INTRAVENOUS DRUG USE (INVIDU)		VERTICAL		UNDETERMINE		NEEDLE STICK INJURY		BLANK		TOTAL	
	W01-W26 2022	W01-W26 2023	W01-W26 2022	W01-W26 2023	W01-W26 2022	W01-W26 2023	W01-W26 2022	W01-W26 2023	W01-W26 2022	W01-W26 2023	W01-W26 2022	W01-W26 2023	W01-W26 2022	W01-W26 2023	W01-W26 2022	W01-W26 2023
JB	87	90	53	54	1	4	0	1	5	0	0	0	0	2	146	151
MR	9	8	6	2	0	0	0	0	0	0	0	0	0	0	15	10
BP	12	15	14	5	1	0	0	0	1	0	0	0	0	1	28	21
KLG	5	8	9	9	0	2	0	0	0	0	0	0	0	0	14	19
SGT	6	8	5	5	0	0	0	0	0	0	0	0	0	0	11	13
PTN	2	4	5	1	0	1	0	0	0	0	0	0	0	0	7	6
KT	4	9	3	5	0	1	0	0	0	0	0	0	0	1	7	16
MSG	1	2	1	4	0	0	0	0	0	0	0	0	0	0	2	6
TGK	3	3	1	1	0	0	0	0	0	0	0	0	0	0	4	4
KUL	4	7	1	4	1	0	0	0	0	0	0	0	0	0	6	11
JHR	133	154	98	90	3	8	0	1	6	0	0	0	0	4	240	257
%	55.4	59.9	40.8	35.0	1.3	3.1	0.0	0.4	2.5	0.0	0.0	0.0	0.0	1.6	100.0	100.0



## HASIL RAWATAN KES TIBI WARGANEGARA ( ME 1-26 2023, N= 751)



SASARAN KADAR SUKSES : ≥90%

DAERAH	MASIH DALAM RAWATAN	TERHENTI RAWATAN	MATI BELUM DIAUDIT	RR/ MDR/ XDR	KADAR SUKSES (%)
BATU PAHAT	1	2	0	0	87.9
JOHOR BAHRU	10	13	13	6	84.6
KLUANG	1	7	0	0	77.8
KOTA TINGGI	0	0	0	0	89.2
KULAI	0	2	0	0	79.4
TANGKAK	0	1	0	1	88.5
MERSING	1	0	0	0	81.8
MUAR	0	0	0	0	96.1
PONTIAN	1	0	1	0	90.0
SEGAMAT	0	0	1	0	88.2
JOHOR	14	25	15	7	85.5



### PENCAPAIAN PEMERIKSAAN KONTAK BAGI KOHOT JAN-JUN 2023 (SASARAN 1: 10)

BP	JB	KG	KT	KU	MG	MR	PN	SG	TG	JOHOR
1:5	1:7	1:8	1:6	1:7	1:5	1:17	1:5	1:7	1:6	1:7

DATA SEHINGGA ME 26 (01/07/2023) MUAT TURUN PADA (03/06/2023)



# DISEASES OUTBREAK

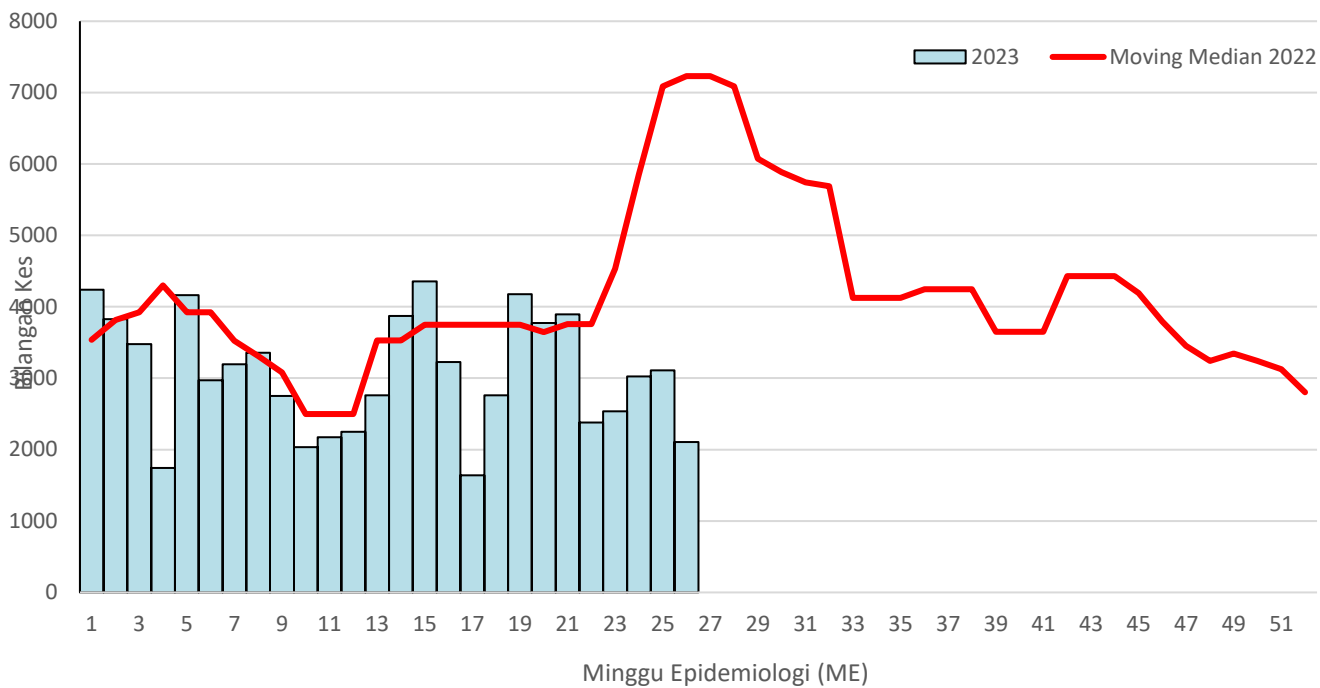
## CLUSTER / OUTBREAK BY DISTRICT ON EW 26/2023

NO.	DISTRICT	LOCALITY	DISEASE/EVENT
1	JOHOR BAHRU	TADIKA LITTLE CALIPH PG SQUARE	HFMD
2	KLUANG	LADANG LAMBAK SIME DARBY	LEPTOSPIROSIS
3	KLUANG	NO 35 JALAN BAYU 6	HFMD
4	JOHOR BAHRU	KELAS 3H DAN 3I CRESCENDO HELP INTERNATIONAL SCHOOL	INFLUENZA A

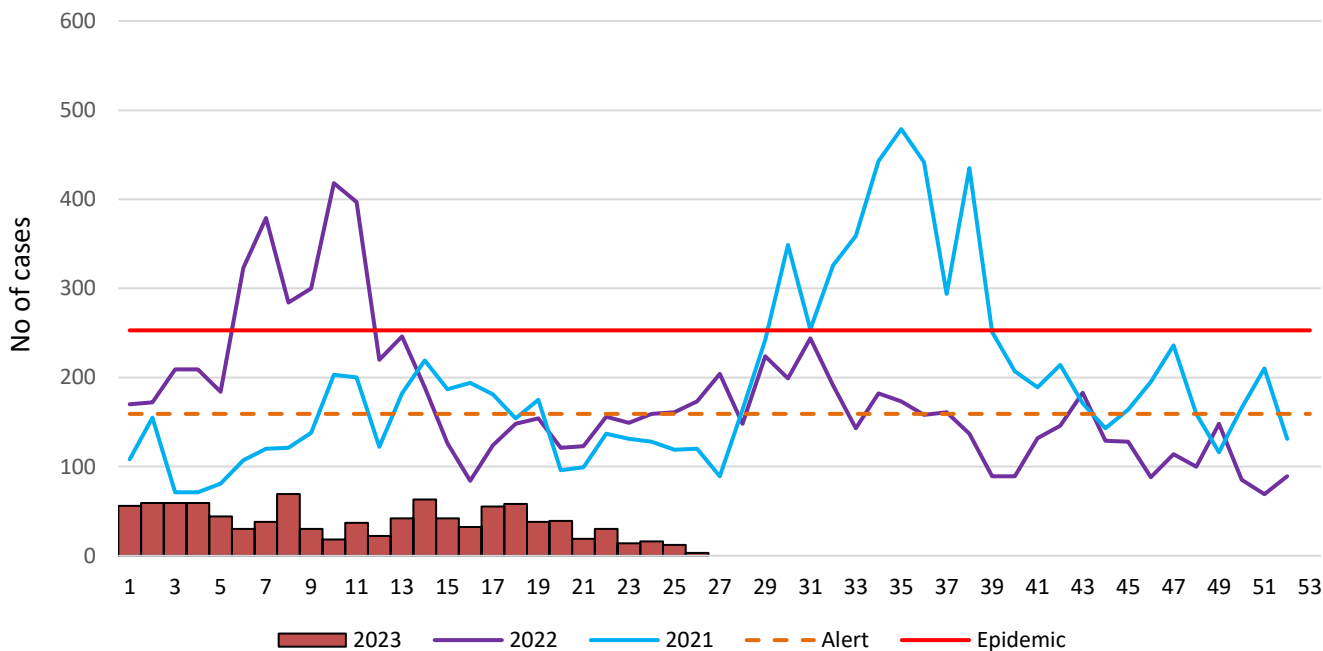
## CUMULATIVE CLUSTER / OUTBREAK BY DISTRICT EW 26/ 2023

NO.	DISEASES	JB	KJ	MR	TG	BP	KG	SG	PN	KT	MG	JOHOR
1.	FOOD POISONING	4	0	1	3	5	3	1	0	2	0	19
2.	DIPHTHERIA	1	0	0	0	0	0	0	0	0	0	6
3.	CHICKEN POX	7	3	1	0	1	1	0	0	0	0	13
4.	HFMD	40	3	3	6	1	9	1	0	6	0	70
5.	LEPTOSPIROSIS	0	0	0	0	0	1	0	0	0	0	1
6.	SCABIES	1	0	0	1	0	0	1	0	0	1	4
7.	AGE	1	0	0	0	1	0	0	0	0	0	2
8.	MUMPS	0	0	0	0	0	0	0	0	0	0	0
9.	MEASLES	0	0	0	0	0	0	0	0	1	0	1
10	ILI	0	0	1	1	0	0	0	0	0	0	2
11.	TUBERCULOSIS	1	0	0	0	0	0	0	0	0	0	1
12.	INFLUENZA	10	3	0	0	0	0	0	0	0	0	13
13.	CONJUNCTIVITIS	1	0	4	1	0	3	0	0	1	0	10
14.	URTI	0	0	0	1	0	0	0	0	0	0	1
15.	TYPHIOD	0	0	0	0	0	0	0	0	0	0	0
16.	DENGUE	518	28	3	0	13	10	1	0	3	1	577
17.	CHIKUGUNYA	1	0	0	0	0	0	0	0	0	0	1
18.	ROTAVIRUS	0	0	0	0	0	0	0	0	0	0	0

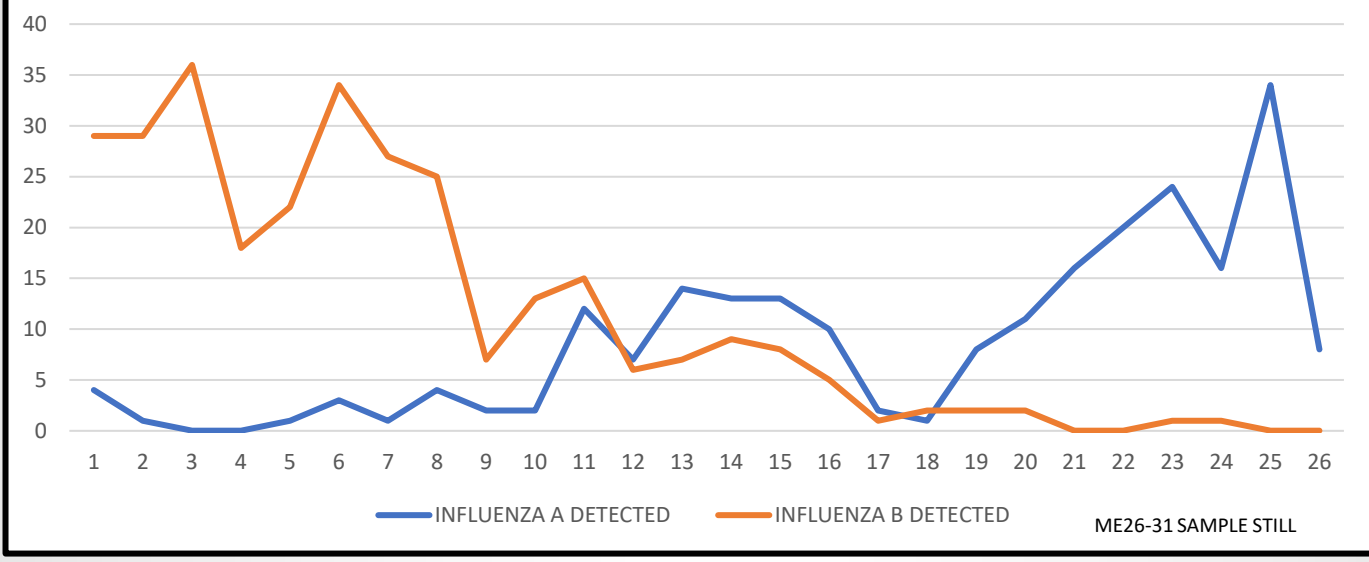
**SURVELAN ILI DI KLINIK KESIHATAN NEGERI JOHOR TAHUN 2023**



**SENTINAL SURVEILLANCE OF SARI IN HOSPITAL SULTANAH AMINAH JOHOR BAHRU 2021-2023**

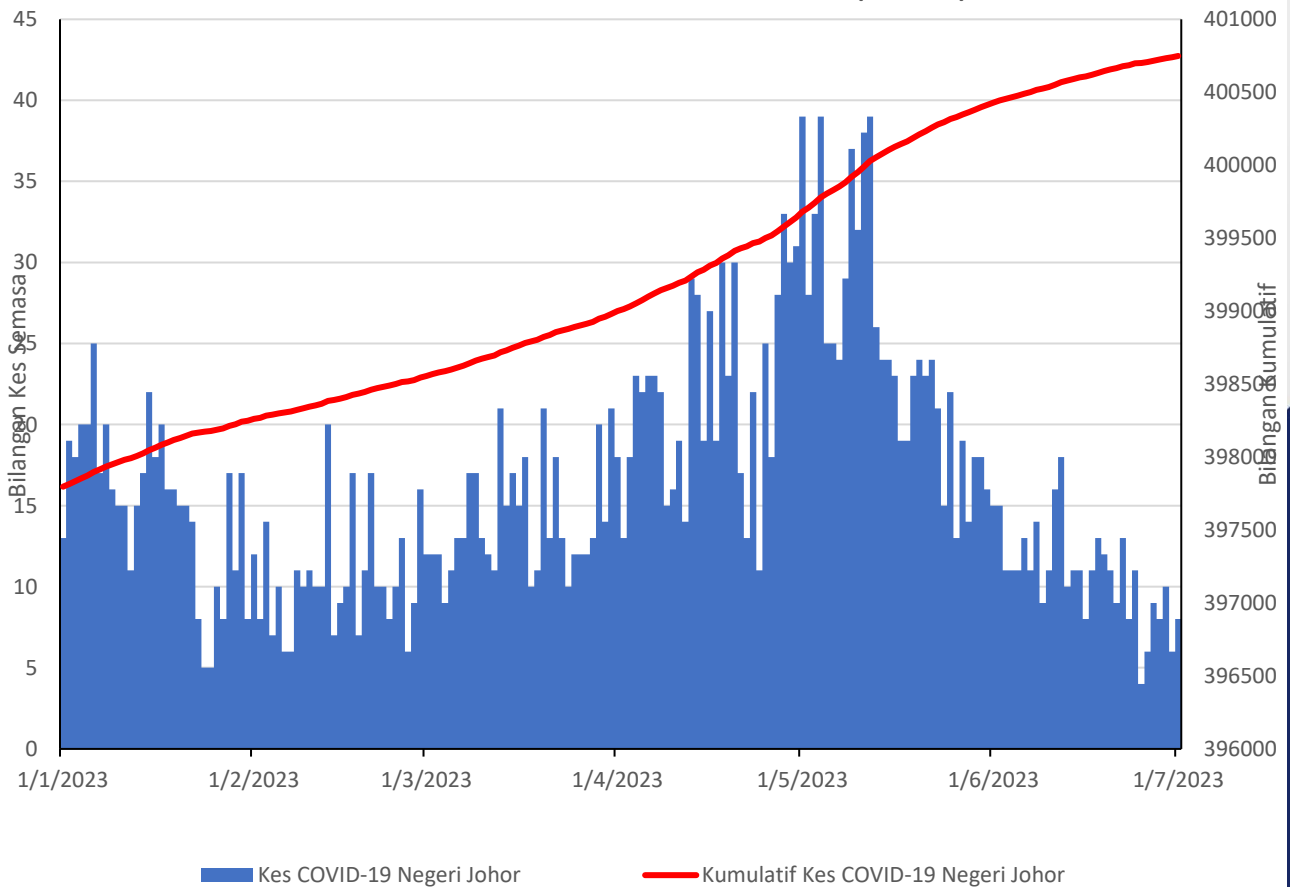


Tren Influenza A dan B di Klinik Sentinel Negeri Johor - 2023

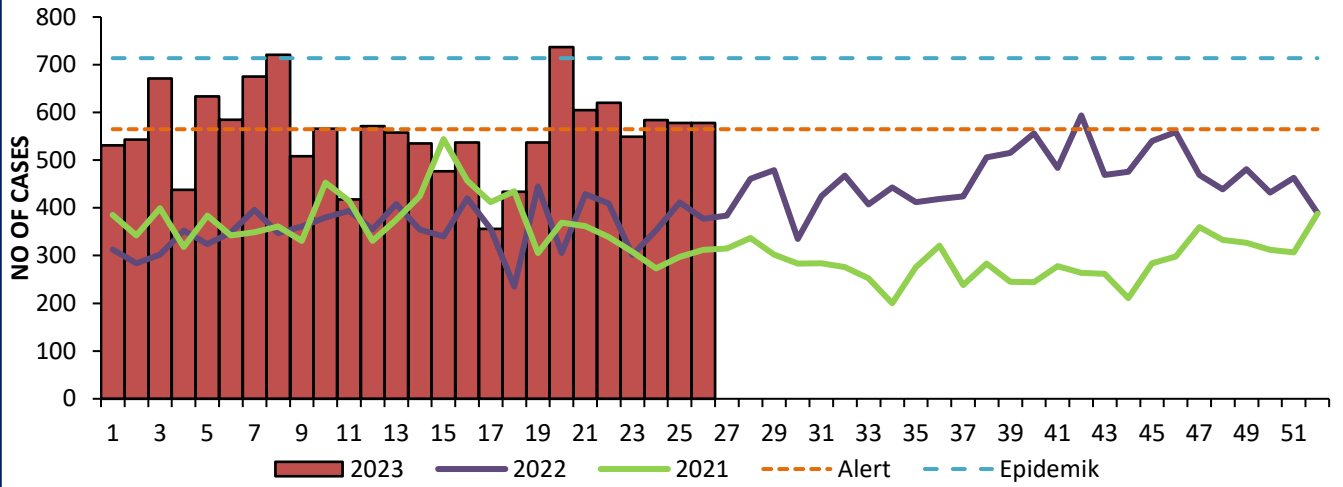


NO.	DOG BITE SURVEILLANCE	MEI 2022	MEI 2023	CUMULATIVE UNTIL MAY 2022	CUMULATIVE UNTIL MAY 2023
1.	No. of cases reported	3	8	23	43
2.	No. of cases received outpatient treatment	3	8	23	42
3.	No. of cases received rabiest vaccine outpatient	1	0	1	1
4.	No. of cases on Rabies follow-up (PEP)	0	0	0	1
5.	No. of cases completed follow-up (PEP)	0	0	0	1
6.	No. of cases admitted	0	0	0	1
7.	No. of sample taken for Rabies test	0	0	0	0
8.	No. of case positive Rabies	0	0	0	0
9.	No. of bite died of Rabies	0	0	0	0
10.	No. of dog involved in bite cases	3	8	20	37

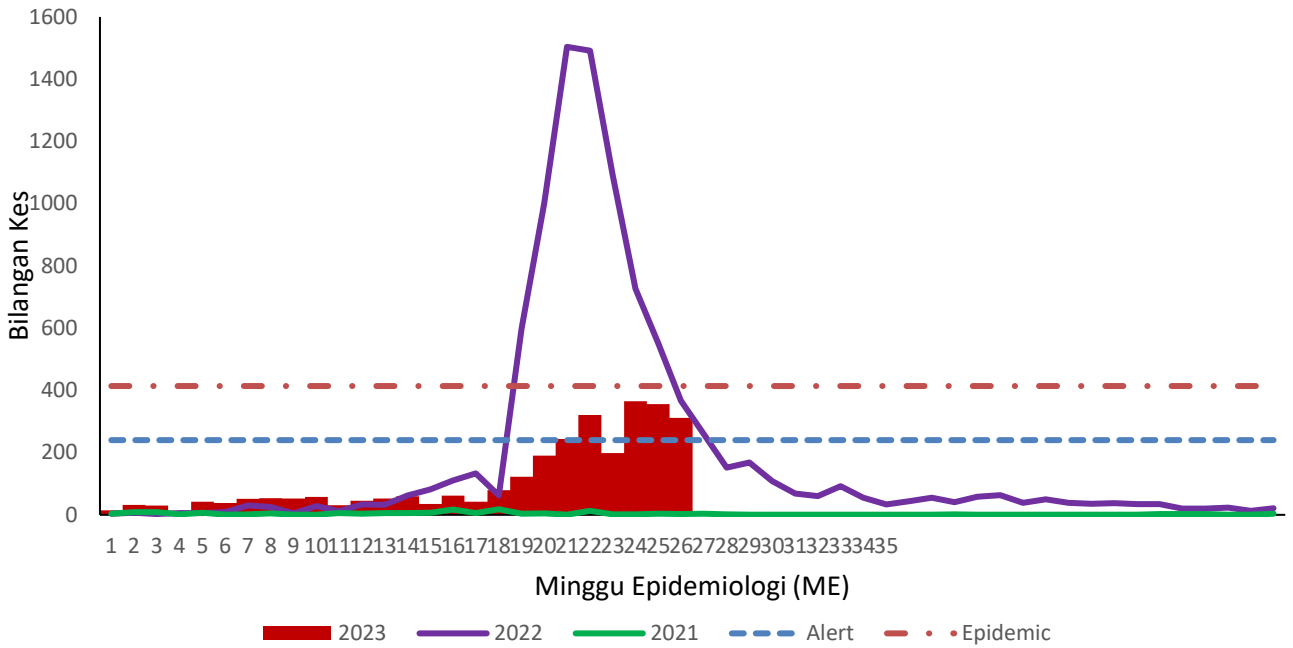
**KES COVID-19 NEGERI JOHOR MENGIKUT TARIKH LAPORAN DARI  
1 JANUARI 2023 - 01 JULAI 2023 (N=2965)**



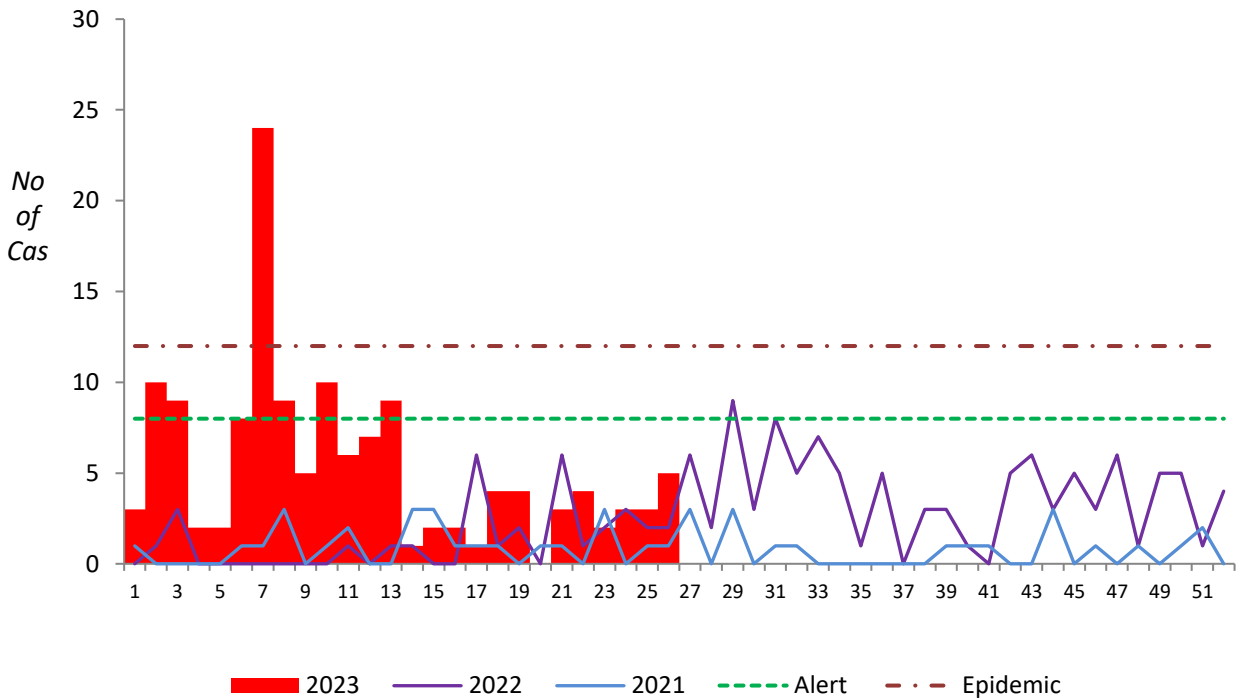
AGE JOHOR 2021-2023



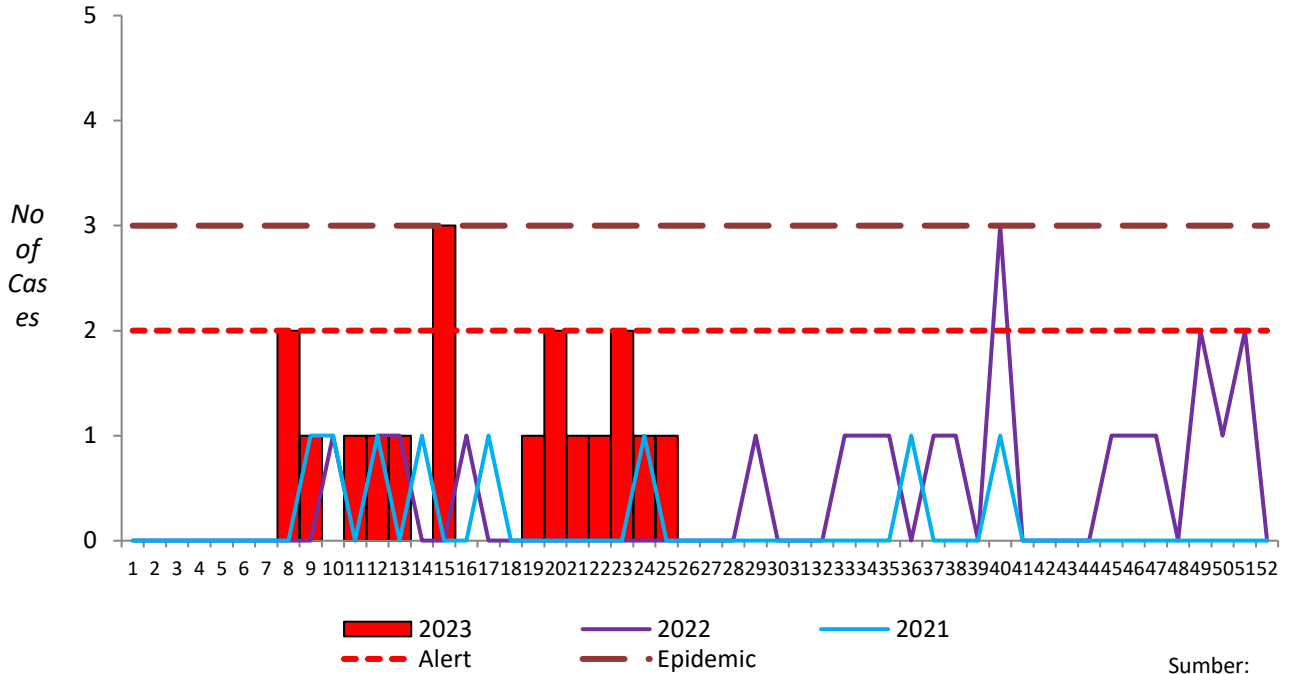
HFMD JOHOR 2021-2023



LEPTOSPIROSIS JOHOR 2021-2023



**MEASLES (LAB CONFIRMED/CLINICAL/EPID LINK)  
JOHOR 2021 - 2023**





KEMENTERIAN KESIHATAN MALAYSIA

1

# KECANTIKAN SEGERA :



**AUTA**



**FAKTA**



## APA ITU MEDISPA??

Medispa ialah Spa dan perkataan medi "seolah-olah *medical*" telah mengelirukan pengguna



Terdapat medispa yang diusahakan oleh pengamal perubatan (dokter) tetapi medispa ialah spa dan **hanya berdaftar sebagai premis perniagaan**

Premis ini **tidak berdaftar dengan KKM** sebagai premis jagaan kesihatan dan **tidak dilengkapi dengan alat bantuan kecemasan**



Pengguna boleh mendapatkan perkhidmatan kecantikan di medispa tetapi perlu **elakkan menerima perkhidmatan - perkhidmatan invasif**





KEMENTERIAN KESIHATAN MALAYSIA

2

# KECANTIKAN SEGERA :



Prosedur-prosedur invasif **DIBENARKAN** untuk dijalankan di medspa

Prosedur-prosedur invasif **TIDAK DIBENARKAN** untuk dijalankan di medspa

## Apa itu Prosedur Invasif??

Prosedur invasif ialah prosedur yang melibatkan sesuatu bahan / alat yang menembusi permukaan kulit (tidak semestinya terdapat pembedahan atau luka pada kulit atau prosedur yang menggunakan pisau / jarum sahaja)

## Contoh prosedur invasif :

- Laser
- Botox
- Filler
- Double eye lid
- Liposuction (sedut lemak)
- HIFU (high intensity focus ultrasound)



### Acronym

AGE: Acute gastroenteritis infection	KPPK: Ketua Penolong Pengarah Kanan
AIDS: Acquired immune deficiency syndrome	KT: Kota Tinggi
BP: Batu Pahat	MG: Mersing
CDC: Communicable Disease Control	MR: Muar
EW: Epidemiological Week	PN: Pontian
HIV: Human immunodeficiency virus	PUI: Person under investigation
ILI: Influenza like illness	SARI: Severe acute respiratory illness
JB: Johor Bahru	SG: Segamat
KG: Kluang	TG: Tangkak
KK: Klinik Kesihatan	

### Advisor

Dr Siti Khatijah Binti Abdul Rahim

### Editorial Board

Dr Shahril Azian Bin Hj Masrom  
Dr Bala Murali a/l Sundram  
Dr Hjh Hazlin Binti Abu Bakar  
Dr Muhammad Alimin Bin Mat Reffein  
Dr Lily Rafidah Binti Mohamed Zaki  
Dr Yusmah Binti Muhamad

### Editorial Staff

Dr Siti Umairah Binti Muhadi  
Pn. Lim Cheau Ju  
Pn. Nor Elliza Binti Othman  
En. K. Francis Kewagu  
En. Ramizam Bin Harun  
En. Rodzi Iswan Bin Ramin  
Pn. Maria Jennifer a/p Andrew  
En. Muhammad Hazim Bin Ismail

Communicable Disease Control & Surveillance Unit  
Johor Health Department (Public Health Division)  
Jalan Pesiaran Permai, 81300 Johor Bahru  
Tel: 07-2356136 Fax: 07-2356221  
[cprcknj@moh.gov.my](mailto:cprcknj@moh.gov.my) [cdcsurvjhr@moh.gov.my](mailto:cdcsurvjhr@moh.gov.my)