



NOTIFIABLE COMMUNICABLE DISEASES FOR CURRENT WEEK

NO.	DISEASE	EW 27/2022	EW 27/2023	MEDIAN	CUMULATIVE 2022 UNTIL EW27	CUMULATIVE 2023 UNTIL EW27
1.	AVIAN INFLUENZA	0	0	NA	0	0
2.	CHANCROID	0	0	0	0	0
3.	CHOLERA	0	0	0	0	0
4.	DENGUE FEVER	91	274	122	1,255(1)	4,883(8)
5.	CHIKUNGUNYA	0	0	0	2(0)	7(0)
6.	DIPHTHERIA	0	0	0	0	2(1)
7.	DYSENTERY (all type)	0	0	0	0	4
8.	EBOLA	0	0	0	0	0
9.1	FOOD POISONING (episode)	0	0	0	10	19
9.2	FOOD POISONING (case)	0	0	0	599(0)	681(1)
10.	GONOCOCCAL INFECTION (all forms)	1	3	8	48	158
11.	HAND,FOOT&MOUTH DISEASE (HFMD)	258	450	47	8225	3347
12.	HIV INFECTION	0	25	-	395(39)	452(34)
13.	LEPROSY	0	0	0	2	7
14.	LEPTOSPIROSIS	6	3	4	39(1)	142(5)
15.	MALARIA	1	3	0	24	34
16.	MEASLES	0	1	0	5	19
17.	MERSCoV	0	0	0	0	0
18.	PLAGUE	0	0	0	0	0
19.	ACUTE POLIOMYELITIS	0	0	0	0	0
20.	RABIES	0	0	0	0	0
21.	RELAPSING FEVER	0	0	0	0	0
22.	SYPHILIS (all forms)	13	4	7	176	281
23.	TETANUS (Neonatorum / Adult)	0	0	0	0	0
24.	TUBERCULOSIS	40	33	33	946(116)	997(56)
25.	TYPHOID & PARATYPHOID FEVER	0	0	0	0	2
26.	TYPHUS & OTHER RICKETTSIOSIS	0	0	0	0	2
27.	VIRAL ENCEPHALITIS	0	0	0	0	3(1)
28.	VIRAL HEPATITIS	6	12	-	187	622
	a) Hepatitis A	0	0	0	0	1(1)
	b) Hepatitis B	46	3	4	98(2)	154(2)
	c) Hepatitis C	33	6	5	270(0)	567(10)
	d) Other Hepatitis	0	0	0	0	0
29.	PERTUSSIS	0	0	0	0	3
30.	YELLOW FEVER	0	0	0	0	0
31.	ZIKA	0	0	NA	0	0
32.	COVID-19	511	37	511	141304 (666)	2982(57)
33.	COVID 19 VARIANT XBB	-	34	-	-	*471

*Notes: () is a cumulative death; resource: e-Notifikasi, e-Dengue, MyTb, NAR Covid19 variant XBB Data dari Tahun 2022

NOTIFIABLE COMMUNICABLE DISEASES FOR EW27 BY DISTRICT

NO.	DISEASE	JB	KJ	MR	TG	BP	KG	SG	PN	KT	MG	JOHOR
1.	AVIAN INFLUENZA	0	0	0	0	0	0	0	0	0	0	0
2.	CHANCROID	0	0	0	0	0	0	0	0	0	0	0
3.	CHOLERA	0	0	0	0	0	0	0	0	0	0	0
4.	DENGUE FEVER	229	14	2	3	6	5	8	1	4	2	274
5.	CHIKUNGUNYA	0	0	0	0	0	0	0	0	0	0	0
6.	DIPHTHERIA	0	0	0	0	0	0	0	0	0	0	0
7.	DYSENTERY (All types)	0	0	0	0	0	0	0	0	0	0	0
8.	EBOLA	0	0	0	0	0	0	0	0	0	0	0
9.	FOOD POISONING	0	0	0	0	0	0	0	0	0	0	0
10.	GONOCOCCAL INFECTION (All forms)	0	2	0	0	0	0	0	1	0	0	3
11.	HAND, FOOT & MOUTH DISEASE (HFMD)	158	32	23	48	46	47	21	15	56	4	450
12.	HIV INFECTION (All forms)	15	0	0	2	5	1	0	0	2	0	25
13.	LEPROSY	0	0	0	0	0	0	0	0	0	0	0
14.	LEPTOSPIROSIS	0	0	1	0	0	0	1	0	1	0	3
15.	MALARIA	3	0	0	0	0	0	0	0	0	0	3
16.	MEASLES	0	0	0	0	1	0	0	0	0	0	1
17.	MERSCoV	0	0	0	0	0	0	0	0	0	0	0
18.	PLAGUE	0	0	0	0	0	0	0	0	0	0	0
19.	ACUTE POLIOMYELITIS	0	0	0	0	0	0	0	0	0	0	0
20.	RABIES	0	0	0	0	0	0	0	0	0	0	0
21.	RELAPSING FEVER	0	0	0	0	0	0	0	0	0	0	0
22.	SYPHILIS (All forms)	0	1	0	0	0	0	0	1	2	0	4
23.	TETANUS (Neonatorum / Adult)	0	0	0	0	0	0	0	0	0	0	0
24.	TUBERCULOSIS (All forms)	17	6	1	1	2	1	1	2	1	1	33
25.	TYPHOID & PARATYPHOID FEVER	0	0	0	0	0	0	0	0	0	0	0
26.	TYPHUS & OTHER RICKETTSIOSSES	0	0	0	0	0	0	0	0	0	0	0
27.	VIRAL ENCEPHALITIS	0	0	0	0	0	0	0	0	0	0	0
28.	VIRAL HEPATITIS											
	a) Hepatitis A	0	0	0	0	0	0	0	0	0	0	0
	b) Hepatitis B	0	3	0	0	0	0	0	0	0	0	3
	c) Hepatitis C	2	0	0	0	0	0	2	0	0	2	6
	d) Other Hepatitis	0	0	0	0	0	0	0	0	0	0	0
29.	PERTUSSIS	0	0	0	0	0	0	0	0	0	0	0
30.	YELLOW FEVER	0	0	0	0	0	0	0	0	0	0	0
31.	ZIKA	0	0	0	0	0	0	0	0	0	0	0
32.	COVID-19	22	1	3	0	4	5	0	0	2	0	37
33.	*COVID 19 VARIANT XBB	21	5	5	0	0	0	1	1	0	1	34

*Notes: Covid19 variant XBB Data dari Tahun 2022

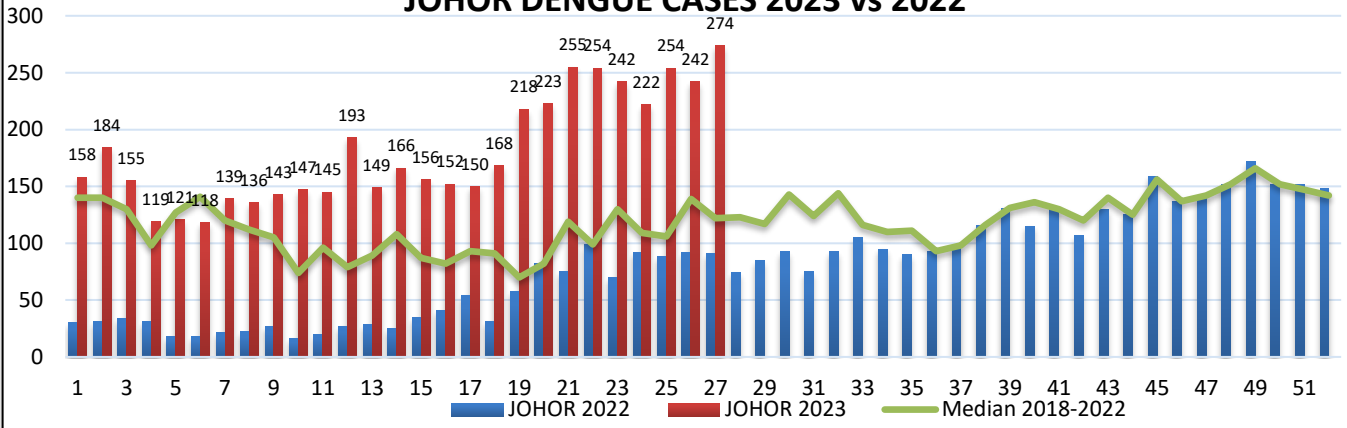
CUMULATIVE NOTIFIABLE COMMUNICABLE DISEASES UNTIL EW27

NO.	DISEASE	JB	KJ	MR	TG	BP	KG	SG	PN	KT	MG	JOHOR
1.	AVIAN INFLUENZA	0	0	0	0	0	0	0	0	0	0	0
2.	CHANCROID	0	0	0	0	0	0	0	0	0	0	0
3.	CHOLERA	0	0	0	0	0	0	0	0	0	0	0
4.	DENGUE FEVER	3620	451	98	75	188	157	102	50	114	28	4883
5.	CHIKUNGUNYA	7	0	0	0	0	0	0	0	0	0	7
6.	DIPHTHERIA	2	0	0	0	0	0	0	0	0	0	2
7.	DYSENTERY (All types)	0	0	1	0	1	1	0	0	0	1	4
8.	EBOLA	0	0	0	0	0	0	0	0	0	0	0
9.	FOOD POISONING	207	3	11	83	82	90	82	0	123	0	681
10.	GONOCOCCAL INFECTION (All forms)	82	13	3	1	23	10	8	10	7	1	158
11.	HAND, FOOT & MOUTH DISEASE (HFMD)	1237	202	178	365	317	329	200	159	339	21	3347
12.	HIV INFECTION (All forms)	258	19	13	12	44	30	25	10	28	13	452
13.	LEPROSY	0	0	0	0	2	0	0	4	1	0	7
14.	LEPTOSPIROSIS	22	11	8	2	3	9	36	28	21	2	142
15.	MALARIA	19	3	0	0	3	3	5	0	0	1	34
16.	MEASLES	6	2	1	0	1	1	0	1	5	2	19
17.	MERSCoV	0	0	0	0	0	0	0	0	0	0	0
18.	PLAGUE	0	0	0	0	0	0	0	0	0	0	0
19.	ACUTE POLIOMYELITIS	0	0	0	0	0	0	0	0	0	0	0
20.	RABIES	0	0	0	0	0	0	0	0	0	0	0
21.	RELAPSING FEVER	0	0	0	0	0	0	0	0	0	0	0
22.	SYPHILIS (All forms)	163	19	6	4	27	13	11	15	17	6	281
23.	TETANUS (Neonatorum / Adult)	0	0	0	0	0	0	0	0	0	0	0
24.	TUBERCULOSIS (All forms)	500	70	60	29	98	65	47	36	74	18	997
25.	TYPHOID & PARATYPHOID FEVER	0	1	1	0	0	0	0	0	0	0	2
26.	TYPHUS & OTHER RICKETTSIOSES	1	0	0	0	0	1	0	0	0	0	2
27.	VIRAL ENCEPHALITIS	2	1	0	0	0	0	0	0	0	0	3
28.	VIRAL HEPATITIS											
	a) Hepatitis A	0	0	0	0	1	0	0	0	0	0	1
	b) Hepatitis B	27	21	16	14	28	9	19	6	7	7	154
	c) Hepatitis C	288	18	25	58	19	63	27	13	46	10	567
	d) Other Hepatitis	0	0	0	0	0	0	0	0	0	0	0
29.	PERTUSSIS	1	0	0	2	0	0	0	0	0	0	3
30.	YELLOW FEVER	0	0	0	0	0	0	0	0	0	0	0
31.	ZIKA	0	0	0	0	0	0	0	0	0	0	0
32.	COVID-19	1739	259	92	18	193	336	23	110	201	11	2982
33.	*COVID 19 VARIANT XBB	259	39	58	14	35	24	3	15	23	1	471

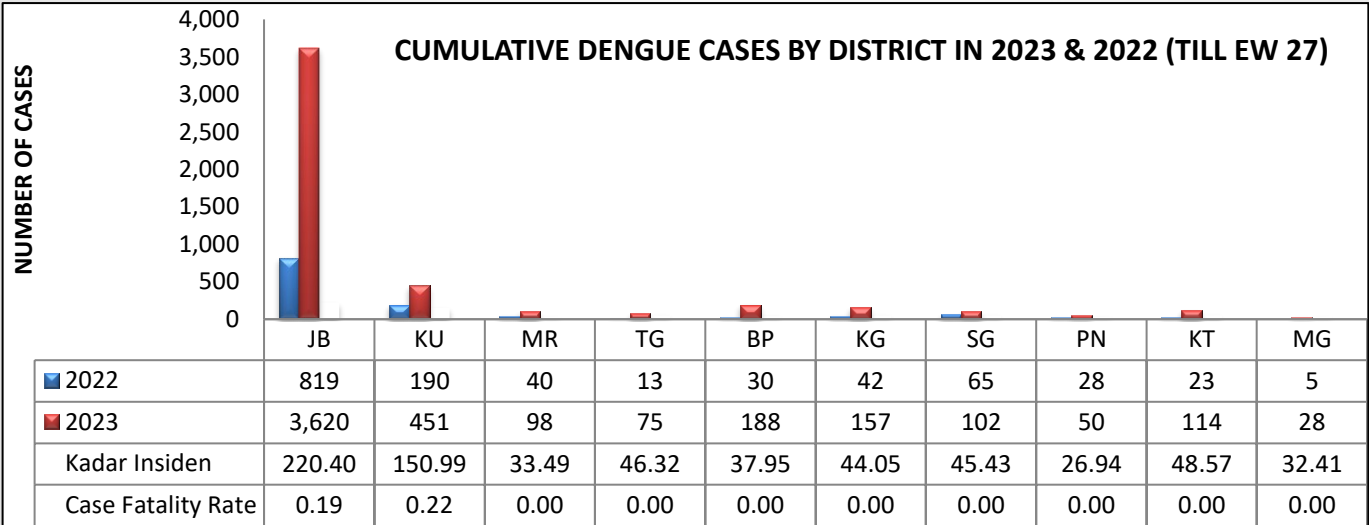
*Notes: Covid19 variant XBB Data dari Tahun 2022

DENGUE TREND AND OUTBREAK

JOHOR DENGUE CASES 2023 vs 2022



CUMULATIVE DENGUE CASES BY DISTRICT IN 2023 & 2022 (TILL EW 27)



CUMULATIVE VECTOR BORNE DISEASE IN JOHOR EW 27/2023

DISEASE	JB	KU	MR	TGK	BP	KLG	SGT	PTN	KT	MSG	JOH
MALARIA	19	3	0	0	3	3	5	0	0	1	34
DENGUE	3,620	451	98	75	188	157	102	50	114	28	4,883
FILARIASIS	0	0	0	0	0	1	0	0	0	5	6
CHIKUNGUNYA	7	0	0	0	0	0	0	0	0	0	7
J.E	0	0	0	0	0	0	0	0	0	0	0
TYPHUS	1	0	0	0	0	1	0	0	0	0	2
YELLOW FEVER	0	0	0	0	0	0	0	0	0	0	0
PLAGUE	0	0	0	0	0	0	0	0	0	0	0
ZIKA	0	0	0	0	0	0	0	0	0	0	0

EW 27 : Denggi (274 kes), Malaria (3 kes), Filariasis (0 kes), Typhus (0 kes)

LABORATORY SURVEILLANCE

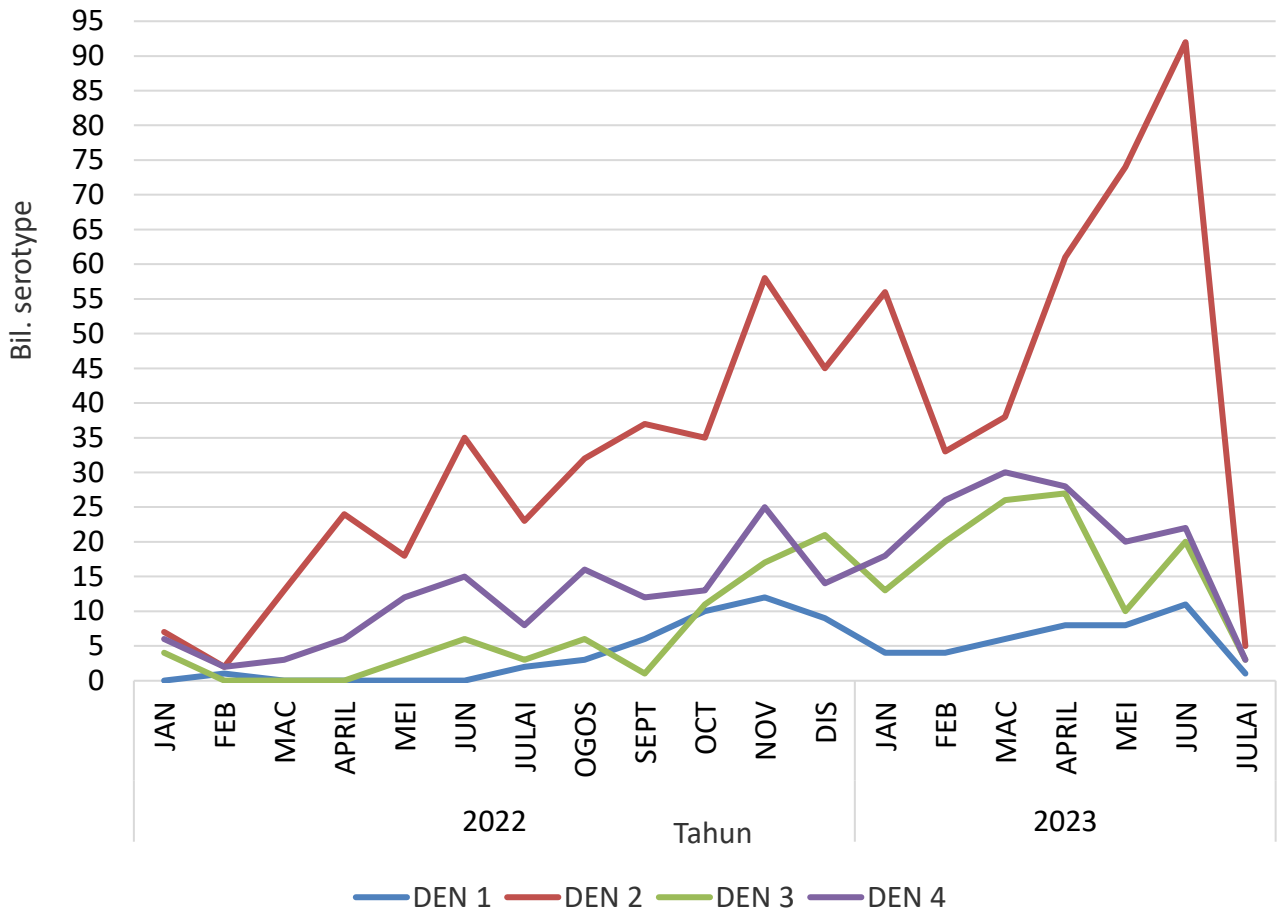
Dengue Virus Serotype Surveillance (DVSS) in Johor 2023 (Epid Week 27)

SENTINEL AREA	TARGET SAMPLE (WEEKLY)	TOTAL RECEIVED	qPCR DENGUE SEROTYPE RESULT						
			DEN 1	DEN 2	DEN 3	DEN 4	Mix DEN	ND*	PENDING
H. ENCHE BESAR HAJJAH KALSOM KLUANG	5	0	0	0	0	0	0	0	0
H. KOTA TINGGI	5	2	0	0	2	0	0	0	0
H. PAKAR SULTANAH FATIMAH	5	1	0	0	0	1	0	0	0
H. SEGAMAT	5	0	0	0	0	0	0	0	0
H. SULTAN ISMAIL	5	1	0	0	1	0	0	0	0
H. SULTANAH AMINAH	5	0	0	0	0	0	0	0	0
H. SULTANAH NORA ISMAIL	5	0	0	0	0	0	0	0	0
H. TEMENGGUNG SERI MAHARAJA TUN IBRAHIM	5	1	0	0	0	1	0	0	0
KK MAHMOODIAH	5	2	1	1	0	0	0	0	0
KK PASIR GUDANG	5	2	0	1	0	1	0	0	0
KK SULTAN ISMAIL	5	3	0	3	0	0	0	0	0
TOTAL	55	12	1	5	3	3	0	0	0
TOTAL DENGUE SEROTYPE POSITIVE	-	-	12				-	-	

Dengue Virus Serotype Surveillance (DVSS) in Johor 2023 (Cumulative data until Epid Week 27)

SENTINEL AREA	TARGET SAMPLE (UNTIL EW 27)	TOTAL RECEIVED	qPCR DENGUE SEROTYPE RESULT						
			DEN 1	DEN 2	DEN 3	DEN 4	Mix DEN	ND*	PENDING
H. ENCHE BESAR HAJJAH KALSOM KLUANG	135	21	1	5	2	3	0	10	0
H. KOTA TINGGI	135	86	2	43	18	16	0	7	0
H. PAKAR SULTANAH FATIMAH	135	46	3	12	4	22	0	5	0
H. SEGAMAT	135	13	0	4	0	8	0	1	0
H. SULTAN ISMAIL	135	118	5	37	21	23	0	32	0
H. SULTANAH AMINAH	135	130	6	54	17	13	0	40	0
H. SULTANAH NORA ISMAIL	135	54	3	32	6	7	0	6	0
H. TEMENGGUNG SERI MAHARAJA TUN IBRAHIM	135	119	2	78	9	19	0	11	0
KK MAHMOODIAH	135	101	4	51	21	7	0	18	0
KK PASIR GUDANG	135	95	10	24	13	21	0	27	0
KK SULTAN ISMAIL	135	53	6	19	8	8	0	12	0
TOTAL	1485	836	42	359	119	147	0	169	0
Percentage (%)	-	-	5.0%	42.9%	14.2%	17.6%	0	20.2%	0
Total Dengue Serotype Positive	-	-	667				-	-	

**DENGUE SEROTYPE IN JOHOR 2022 - 2023
(WK 27/2023)**



CASE LIST OF HIV & AIDS (NAR) AND CHANCROID, GONORRHOEA, SYPHILIS & HEPATITIS C (E-NOTIFICATION) BY DISTRICT, JOHOR STATES FOR W01-W27 YEAR 2022 & YEAR 2023

DISTRICT OF	HIV	KHIV	HIV	KHIV	AIDS	K AIDS	AIDS	KAIDS	CHANCROID		GONORRHOEA		SYPHILIS		HEPATITIS C	
	W01-W27 2022	W01-W27 2022	W01-W27 2023	W01-W27 2023	W01-W27 2022	W01-W27 2022	W01-W27 2023	W01-W27 2023	W01-W27 2022	W01-W27 2022	W01-W27 2023	W01-W27 2023	W01-W27 2022	W01-W27 2022	W01-W27 2023	W01-W27 2023
JB	147	4	160	5	82	14	82	10	0	0	35	82	160	159	73	282
MR	15	0	10	0	5	3	3	0	0	0	1	4	1	7	10	25
BP	28	0	23	0	9	6	18	3	0	0	7	23	26	24	83	19
KLG	14	0	20	1	10	1	4	5	0	0	2	10	14	13	137	62
SGT	11	0	13	0	1	2	8	4	0	0	1	8	9	11	20	25
PTN	7	0	6	0	4	3	4	0	0	0	3	10	2	13	8	13
KT	7	0	17	0	4	2	9	2	0	0	3	7	5	16	26	29
MSG	2	0	6	1	2	0	5	1	0	0	1	1	3	5	2	11
TGK	4	0	5	1	1	2	5	1	0	0	1	1	3	4	14	42
KUL	6	2	11	0	6	0	8	0	0	0	3	12	10	18	3	13
JHR	241	6	271	8	124	33	146	26	0	0	57	158	233	270	376	521

NEW HIV RISK FACTORS BY DISTRICT, JOHOR STATES FOR EPID WEEK W01-W27 YEAR 2022 AND YEAR 2023

RISK FACTORS	HOMO/BISEKSUAL		HETEROSEXUAL		INTRAVENOUS DRUG USE (INVIDU)		VERTICAL		UNDETERMINE		NEEDLE STICK INJURY		BLANK		TOTAL	
	W01-W27 2022	W01-W27 2023	W01-W27 2022	W01-W27 2023	W01-W27 2022	W01-W27 2023	W01-W27 2022	W01-W27 2023	W01-W27 2022	W01-W27 2023	W01-W27 2022	W01-W27 2023	W01-W27 2022	W01-W27 2023	W01-W27 2022	W01-W27 2023
JB	87	92	54	54	1	5	0	1	5	0	0	0	0	8	147	160
MR	9	8	6	2	0	0	0	0	0	0	0	0	0	0	15	10
BP	12	15	14	6	1	0	0	0	1	0	0	0	0	2	28	23
KLG	5	8	9	10	0	2	0	0	0	0	0	0	0	0	14	20
SGT	6	8	5	5	0	0	0	0	0	0	0	0	0	0	11	13
PTN	2	4	5	1	0	1	0	0	0	0	0	0	0	0	7	6
KT	4	10	3	5	0	1	0	0	0	0	0	0	0	1	7	17
MSG	1	2	1	4	0	0	0	0	0	0	0	0	0	0	2	6
TGK	3	4	1	1	0	0	0	0	0	0	0	0	0	0	4	5
KUL	4	7	1	4	1	0	0	0	0	0	0	0	0	0	6	11
JHR	133	158	99	92	3	9	0	1	6	0	0	0	0	11	241	271
%	55.2	58.3	41.1	33.9	1.2	3.3	0.0	0.4	2.5	0.0	0.0	0.0	0.0	4.1	100.0	100.0

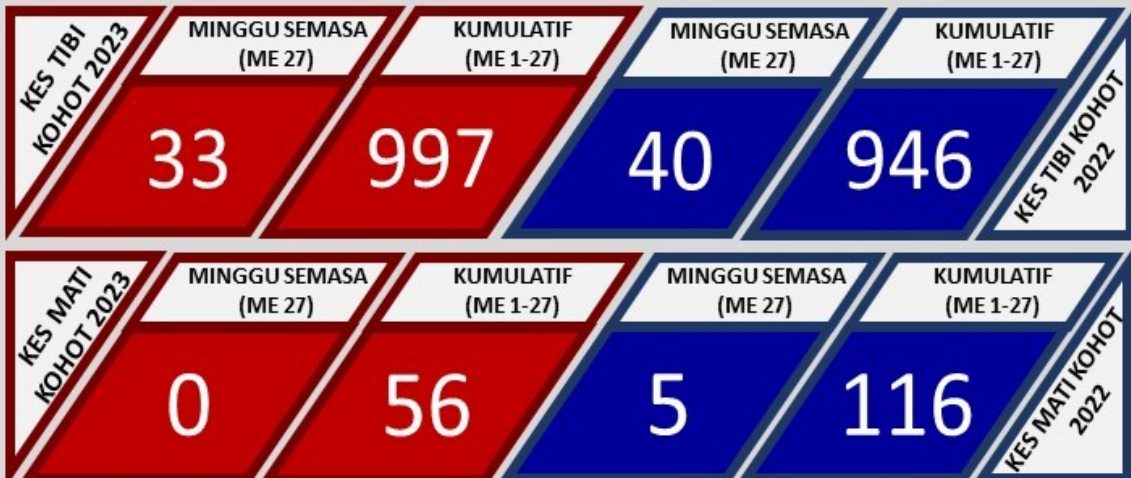


HASIL RAWATAN KES TIBI WARGANEGARA (ME 1-27 2023, N= 774)



SASARAN KADAR SUKSES : $\geq 90\%$

DAERAH	MASIH DALAM RAWATAN	TERHENTI RAWATAN	MATI BELUM DIAUDIT	RR/ MDR/ XDR	KADAR SUKSES (%)
BATU PAHAT	0	2	0	0	86.3
JOHOR BAHRU	9	15	8	6	86.5
KLUANG	0	8	0	0	78.4
KOTA TINGGI	0	0	0	0	90.0
KULAI	0	1	0	0	82.4
TANGKAK	1	1	0	1	82.8
MERSING	0	0	0	0	90.9
MUAR	0	0	0	0	96.2
PONTIAN	0	0	0	0	96.8
SEGAMAT	0	0	1	0	88.9
JOHOR	10	27	9	7	86.8



PENCAPAIAN PEMERIKSAAN KONTAK BAGI KOHOT JAN-JUN 2023 (SASARAN 1: 10)

BP	JB	KG	KT	KU	MG	MR	PN	SG	TG	JOHOR
1:5	1:7	1:8	1:7	1:7	1:5	1:17	1:5	1:7	1:6	1:7

DATA SEHINGGA ME 27 (08/07/2023) MUAT TURUN PADA (10/07/2023)

JABATAN KESIHATAN NEGERI JOHOR

DISEASES OUTBREAK

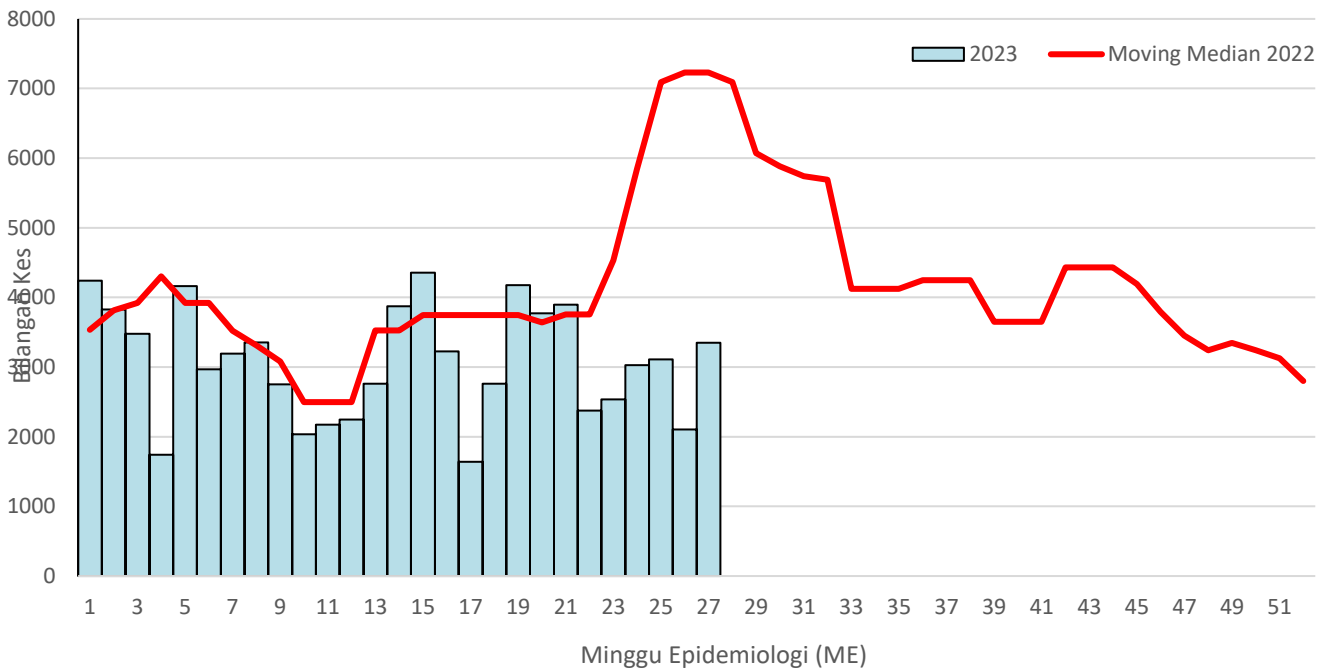
CLUSTER / OUTBREAK BY DISTRICT ON EW 27/2023

NO.	DISTRICT	LOCALITY	DISEASE/EVENT
1	JOHOR BAHRU	TADIKA HAVONA EDUCATION	HFMD
2	JOHOR BAHRU	TADIKA PERPADUAN TAMAN TANJUNG PUTERI	HFMD
3	TANGKAK	QDESS BUKIT GAMBIR	HFMD
4	MUAR	SMK BANDAR MAHARANI	CONJUNKTIVITIS
5	KOTA TINGGI	NO 10 TMN SRI SAUJANA	HFMD

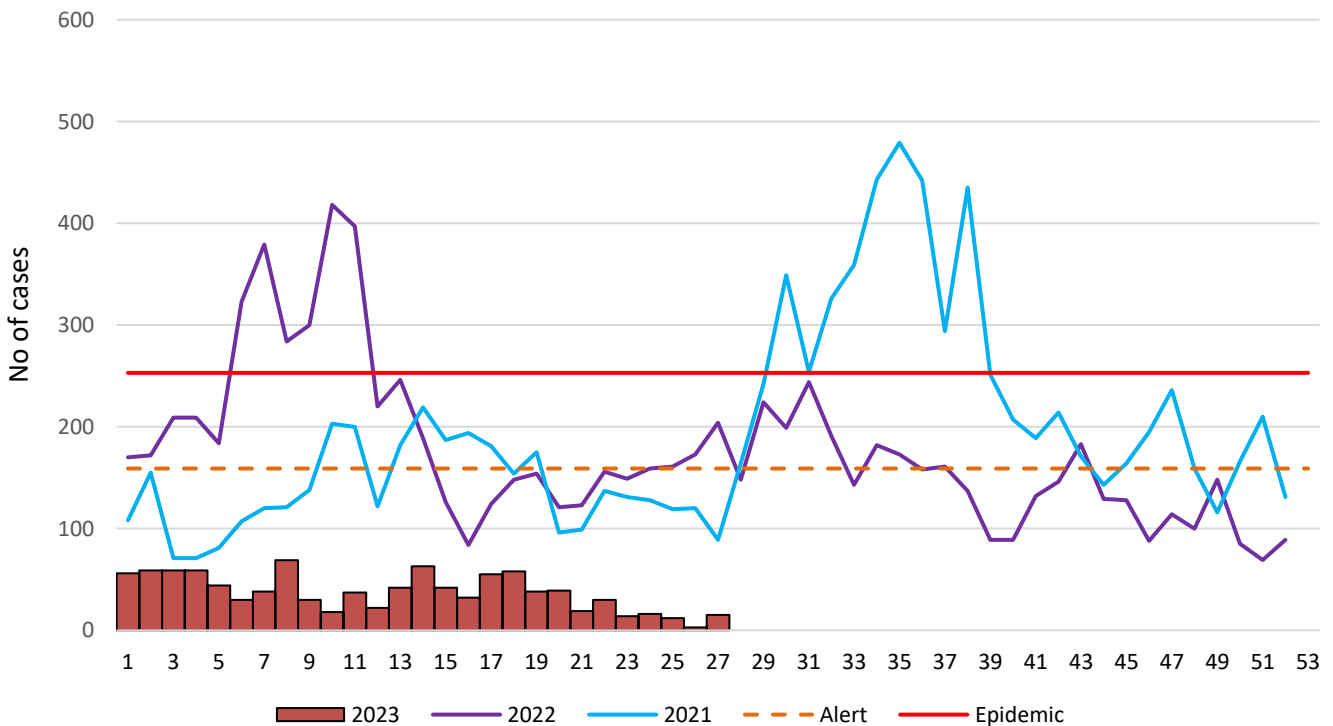
CUMULATIVE CLUSTER / OUTBREAK BY DISTRICT EW 27/ 2023

NO.	DISEASES	JB	KJ	MR	TG	BP	KG	SG	PN	KT	MG	JOHOR
1.	FOOD POISONING	4	0	1	3	5	3	1	0	2	0	19
2.	DIPHTHERIA	1	0	0	0	0	0	0	0	0	0	6
3.	CHICKEN POX	7	3	1	0	1	1	0	0	0	0	13
4.	HFMD	42	3	3	7	1	9	1	0	7	0	74
5.	LEPTOSPIROSIS	0	0	0	0	0	1	0	0	0	0	1
6.	SCABIES	1	0	0	1	0	0	1	0	0	1	4
7.	AGE	1	0	0	0	1	0	0	0	0	0	2
8.	MUMPS	0	0	0	0	0	0	0	0	0	0	0
9.	MEASLES	0	0	0	0	0	0	0	0	1	0	1
10	ILI	0	0	1	1	0	0	0	0	0	0	2
11.	TUBERCULOSIS	1	0	0	0	0	0	0	0	0	0	1
12.	INFLUENZA	10	3	0	0	0	0	0	0	0	0	13
13.	CONJUNCTIVITIS	1	0	5	1	0	3	0	0	1	0	11
14.	URTI	0	0	0	1	0	0	0	0	0	0	1
15.	TYPHIOD	0	0	0	0	0	0	0	0	0	0	0
16.	DENGUE	551	28	3	0	13	10	1	0	3	1	610
17.	CHIKUGUNYA	1	0	0	0	0	0	0	0	0	0	1
18.	ROTAVIRUS	0	0	0	0	0	0	0	0	0	0	0

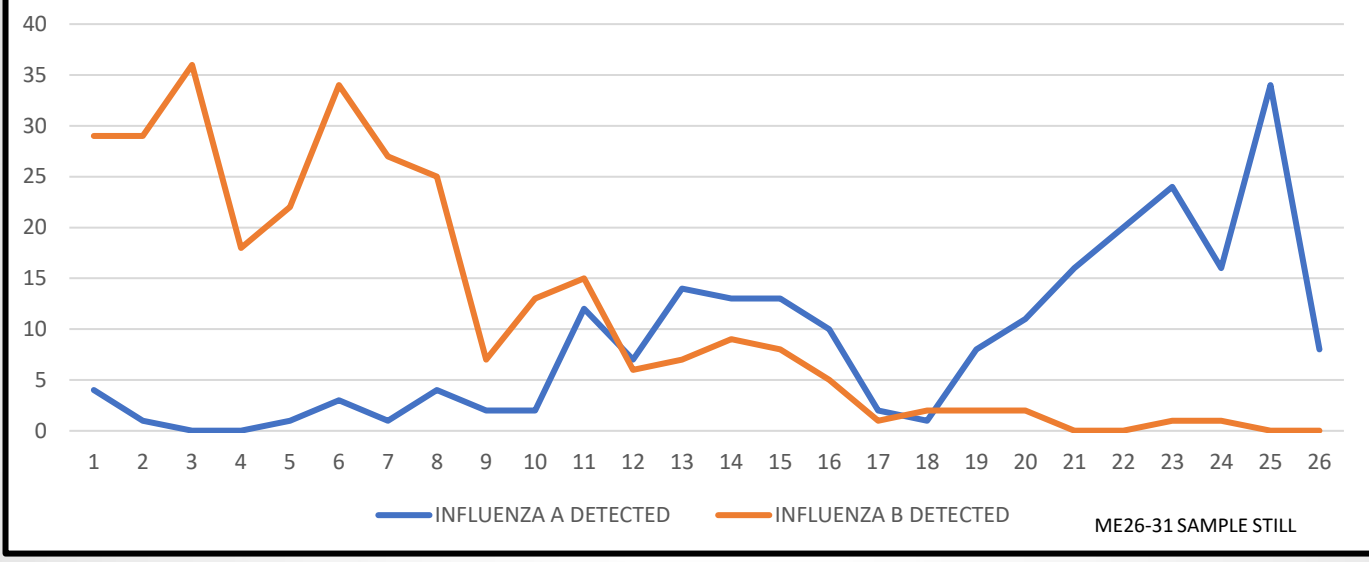
SURVELAN ILI DI KLINIK KESIHATAN NEGERI JOHOR TAHUN 2023



SENTINAL SURVEILLANCE OF SARI IN HOSPITAL SULTANAH AMINAH JOHOR BAHRU 2021-2023

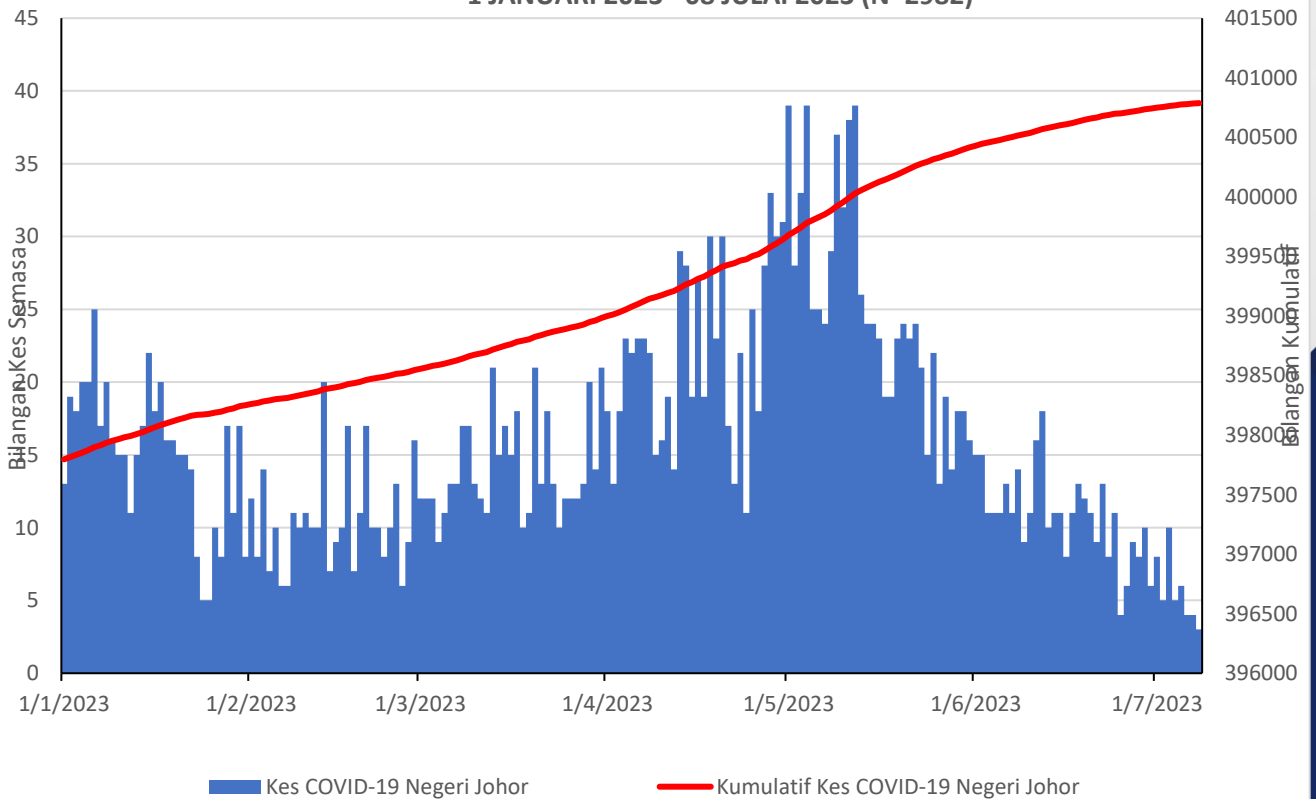


Tren Influenza A dan B di Klinik Sentinel Negeri Johor - 2023

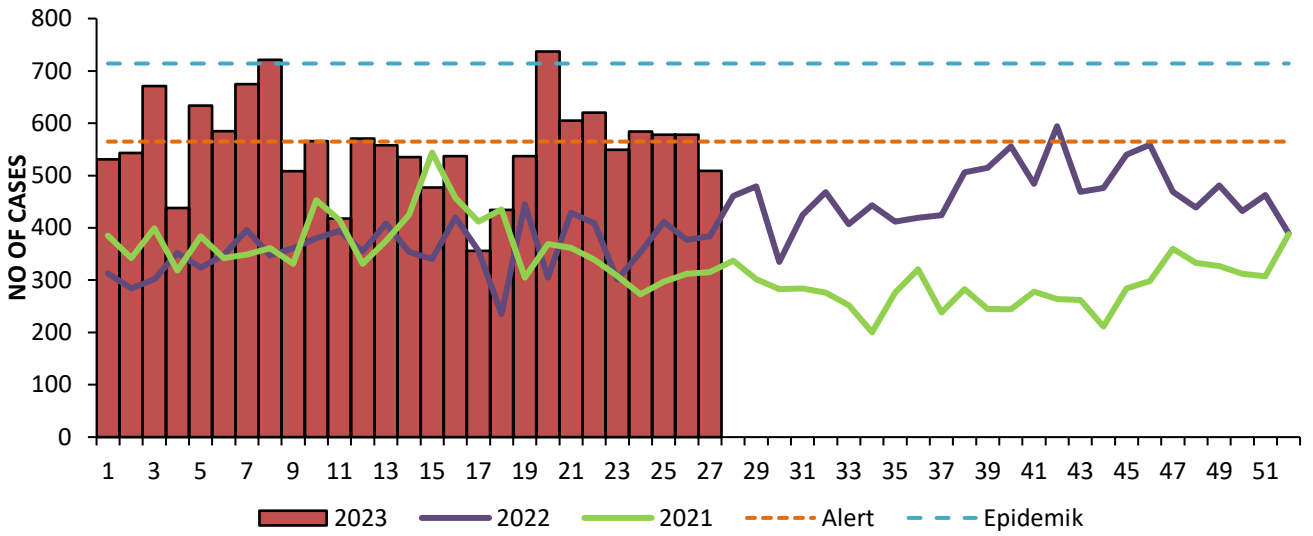


NO.	DOG BITE SURVEILLANCE	JUNE 2022	JUNE 2023	CUMULATIVE UNTIL JUNE 2022	CUMULATIVE UNTIL JUNE 2023
1.	No. of cases reported	6	7	29	50
2.	No. of cases received outpatient treatment	5	7	28	49
3.	No. of cases received rabiest vaccine outpatient	0	0	1	1
4.	No. of cases on Rabies follow-up (PEP)	0	0	0	1
5.	No. of cases completed follow-up (PEP)	0	0	0	1
6.	No. of cases admitted	1	0	1	1
7.	No. of sample taken for Rabies test	0	0	0	0
8.	No. of case positive Rabies	0	0	0	0
9.	No. of bite died of Rabies	0	0	0	0
10.	No. of dog involved in bite cases	6	5	26	42

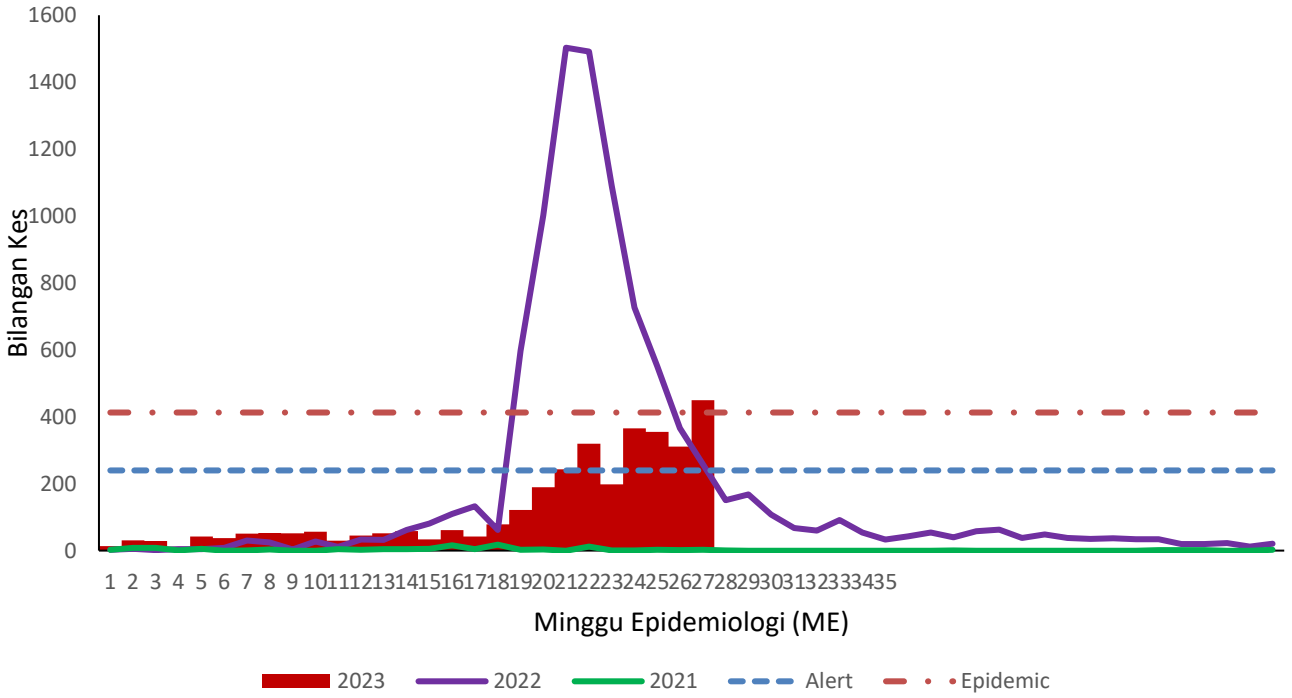
**KES COVID-19 NEGERI JOHOR MENGIKUT TARIKH LAPORAN DARI
1 JANUARI 2023 - 08 JULAI 2023 (N=2982)**



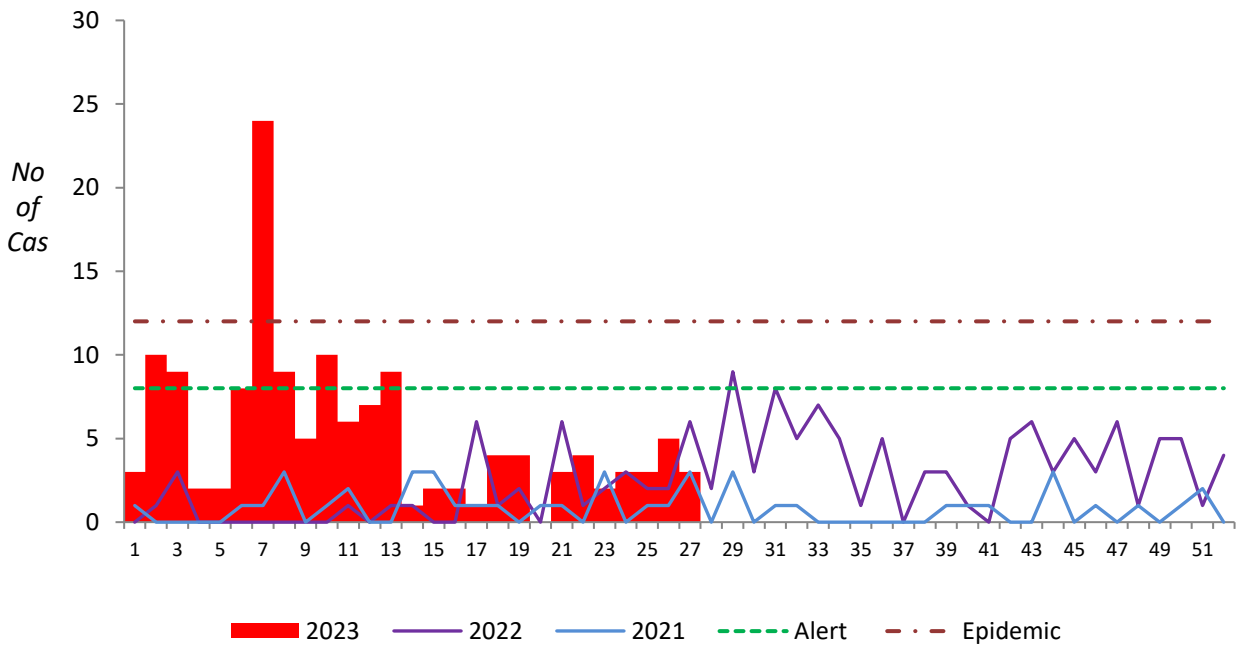
AGE JOHOR 2021-2023

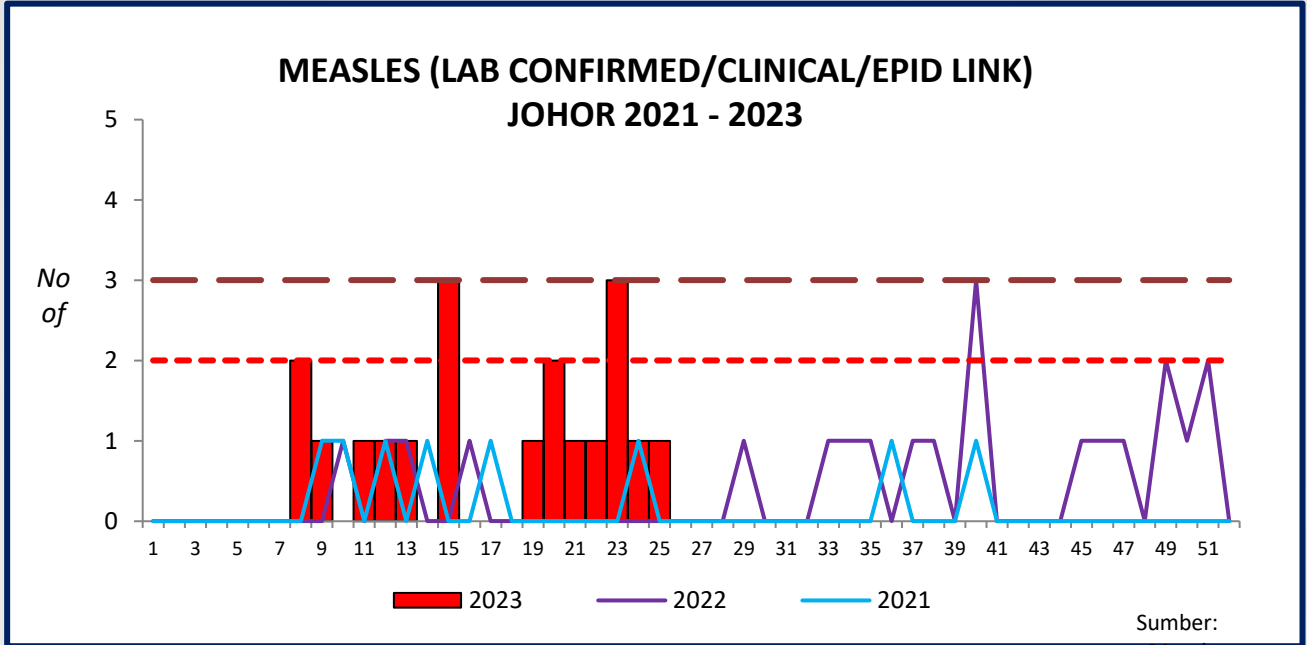


HFMD JOHOR 2021-2023



LEPTOSPIROSIS JOHOR 2021-2023







KEMENTERIAN KESIHATAN MALAYSIA

PEMBERIAN IMUNISASI PNEUMOKOKAL *CATCH-UP*

Perluasan pemberian imunisasi pneumokokal kepada semua kanak-kanak yang dilahirkan pada tahun 2018 dan 2019 untuk perlindungan optimum dari penyakit pneumokokal



Bila?

Bermula pada 1 Jun 2023 sehingga 31 Mei 2024

Siapakah yang layak?

Semua kanak-kanak yang lahir pada 1 Januari 2018 sehingga 31 Disember 2019 dan belum pernah menerima imunisasi pneumokokal



Berapa dos?



Satu (1) dos sahaja

Bagaimana untuk mendapatkan janji temu suntikan?

- ◆ Hubungi Klinik Kesihatan KKM berdekatan
- ◆ Daftar melalui aplikasi MySejahtera

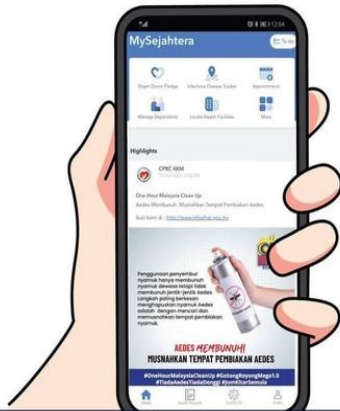




KEMENTERIAN KESIHATAN MALAYSIA

PEMBERIAN IMUNISASI PNEUMOKOKAL CATCH-UP

Layak kepada **semua kanak-kanak** yang dilahirkan pada tahun **2018 dan 2019** yang belum pernah mendapatkan imunisasi Pneumokokal




Keperluan semasa datang sesi janji temu di klinik

- ◆ Ibu bapa perlu membawa **Buku Rekod Kesihatan Kanak-Kanak 0-6 tahun (KKM)** dan **Rekod Imunisasi (Swasta)**

Janji temu

- ◆ **Hubungi Klinik Kesihatan KKM berdekatan**
- ◆ **Daftar melalui aplikasi MySejahtera**



Acronym

AGE: Acute gastroenteritis infection	KPPK: Ketua Penolong Pengarah Kanan
AIDS: Acquired immune deficiency syndrome	KT: Kota Tinggi
BP: Batu Pahat	MG: Mersing
CDC: Communicable Disease Control	MR: Muar
EW: Epidemiological Week	PN: Pontian
HIV: Human immunodeficiency virus	PUI: Person under investigation
ILI: Influenza like illness	SARI: Severe acute respiratory illness
JB: Johor Bahru	SG: Segamat
KG: Kluang	TG: Tangkak
KK: Klinik Kesihatan	

Advisor

Dr Siti Khatijah Binti Abdul Rahim

Editorial Board

Dr Shahril Azian Bin Hj Masrom
Dr Bala Murali a/l Sundram
Dr Hjh Hazlin Binti Abu Bakar
Dr Muhammad Alimin Bin Mat Reffein
Dr Lily Rafidah Binti Mohamed Zaki
Dr Yusmah Binti Muhamad

Editorial Staff

Dr Siti Umairah Binti Muhadi
Pn. Lim Cheau Ju
Pn. Nor Elliza Binti Othman
En. K. Francis Kewagu
En. Ramizam Bin Harun
En. Rodzi Iswan Bin Ramin
Pn. Maria Jennifer a/p Andrew
En. Muhammad Hazim Bin Ismail

Communicable Disease Control & Surveillance Unit
Johor Health Department (Public Health Division)
Jalan Pesiaran Permai, 81300 Johor Bahru
Tel: 07-2356136 Fax: 07-2356221
cprcknj@moh.gov.my cdcsurvjhr@moh.gov.my