



NOTIFIABLE COMMUNICABLE DISEASES FOR CURRENT WEEK

NO.	DISEASE	EW 38/2022	EW 38/2023	MEDIAN	CUMULATIVE 2022 UNTIL EW38	CUMULATIVE 2023 UNTIL EW38
1.	AVIAN INFLUENZA	0	0	NA	0	0
2.	CHANCROID	0	0	0	0	0
3.	CHOLERA	0	0	0	0	0
4.	DENGUE FEVER	116	234	116	2,272(1)	7,543(12)
5.	CHIKUNGUNYA	0	0	0	2(0)	7(0)
6.	DIPHTHERIA	0	0	0	0	2(1)
7.	DYSENTERY (all type)	0	1	0	2	13
8.	EBOLA	0	0	0	0	0
9.1	FOOD POISONING (episode)	2	1	0	20	27
9.2	FOOD POISONING (case)	110	36	40	1001(0)	901(1)
10.	GONOCOCCAL INFECTION (all forms)	10	16	6	74	231
11.	HAND,FOOT&MOUTH DISEASE (HFMD)	40	405	40	9095	8902
12.	HIV INFECTION	0	23	-	625(63)	617(47)
13.	LEPROSY	0	0	0	5	9
14.	LEPTOSPIROSIS	3	12	1	86(7)	208(1)
15.	MALARIA	1	2	0	27	48
16.	MEASLES	0	1	0	11	30
17.	MERSCoV	0	0	0	0	0
18.	PLAGUE	0	0	0	0	0
19.	ACUTE POLIOMYELITIS	0	0	0	0	0
20.	RABIES	0	0	0	0	0
21.	RELAPSING FEVER	0	0	0	0	0
22.	SYPHILIS (all forms)	20	2	2	296	392
23.	TETANUS (Neonatorum / Adult)	0	0	0	0	0
24.	TUBERCULOSIS	27	49	38	1331(171)	1460(83)
25.	TYPHOID & PARATYPHOID FEVER	1	0	0	2	2
26.	TYPHUS & OTHER RICKETTSIOSIS	0	0	0	0	2
27.	VIRAL ENCEPHALITIS	0	0	0	0	3(1)
28.	VIRAL HEPATITIS	9	14	-	535	870
	a) Hepatitis A	0	0	0	1(0)	1(1)
	b) Hepatitis B	2	8	2	124(4)	191(2)
	c) Hepatitis C	5	33	2	417(2)	719(11)
	d) Other Hepatitis	0	0	0	0	0
29.	PERTUSSIS	0	4	0	0	21
30.	YELLOW FEVER	0	0	0	0	0
31.	ZIKA	0	0	NA	0	0
32.	COVID-19	322	2	322	148156(751)	3127(59)
33.	COVID 19 VARIANT XBB	-	0	-	-	492*

Notes: () is a cumulative death; resource: e-Notifikasi, e-Dengue, MyTb, NAR
* Covid19 variant XBB Data starting from year 2022

NOTIFIABLE COMMUNICABLE DISEASES FOR EW38 BY DISTRICT

NO.	DISEASE	JB	KJ	MR	TG	BP	KG	SG	PN	KT	MG	JOHOR
1.	AVIAN INFLUENZA	0	0	0	0	0	0	0	0	0	0	0
2.	CHANCROID	0	0	0	0	0	0	0	0	0	0	0
3.	CHOLERA	0	0	0	0	0	0	0	0	0	0	0
4.	DENGUE FEVER	178	19	3	5	5	5	11	2	5	1	234
5.	CHIKUNGUNYA	0	0	0	0	0	0	0	0	0	0	0
6.	DIPHTHERIA	0	0	0	0	0	0	0	0	0	0	0
7.	DYSENTERY (All types)	0	0	0	0	0	1	0	0	0	0	1
8.	EBOLA	0	0	0	0	0	0	0	0	0	0	0
9.	FOOD POISONING	0	36	0	0	0	0	0	0	0	0	36
10.	GONOCOCCAL INFECTION (All forms)	14	1	0	0	1	0	0	0	0	0	16
11.	HAND, FOOT & MOUTH DISEASE (HFMD)	150	32	23	32	45	27	39	8	46	3	405
12.	HIV INFECTION (All forms)	16	0	0	0	1	2	2	2	0	0	23
13.	LEPROSY	0	0	0	0	0	0	0	0	0	0	0
14.	LEPTOSPIROSIS	1	0	0	0	1	3	2	4	0	1	12
15.	MALARIA	0	1	0	0	0	0	0	0	1	0	2
16.	MEASLES	0	0	1	0	0	0	0	0	0	0	1
17.	MERSCoV	0	0	0	0	0	0	0	0	0	0	0
18.	PLAGUE	0	0	0	0	0	0	0	0	0	0	0
19.	ACUTE POLIOMYELITIS	0	0	0	0	0	0	0	0	0	0	0
20.	RABIES	0	0	0	0	0	0	0	0	0	0	0
21.	RELAPSING FEVER	0	0	0	0	0	0	0	0	0	0	0
22.	SYPHILIS (All forms)	0	0	1	0	0	1	0	0	0	0	2
23.	TETANUS (Neonatorum / Adult)	0	0	0	0	0	0	0	0	0	0	0
24.	TUBERCULOSIS (All forms)	34	1	5	1	3	0	3	1	0	1	49
25.	TYPHOID & PARATYPHOID FEVER	0	0	0	0	0	0	0	0	0	0	0
26.	TYPHUS & OTHER RICKETTSIOSSES	0	0	0	0	0	0	0	0	0	0	0
27.	VIRAL ENCEPHALITIS	0	0	0	0	0	0	0	0	0	0	0
28.	VIRAL HEPATITIS											
	a) Hepatitis A	0	0	0	0	0	0	0	0	0	0	0
	b) Hepatitis B	0	0	0	0	0	6	1	0	1	0	8
	c) Hepatitis C	3	1	1	6	1	20	0	1	0	0	33
	d) Other Hepatitis	0	0	0	0	0	0	0	0	0	0	0
29.	PERTUSSIS	0	0	3	1	0	0	0	0	0	0	4
30.	YELLOW FEVER	0	0	0	0	0	0	0	0	0	0	0
31.	ZIKA	0	0	0	0	0	0	0	0	0	0	0
32.	COVID-19	0	1	0	0	1	0	0	0	0	0	2
33.	COVID 19 VARIANT XBB*	0	0	0	0	0	0	0	0	0	0	0

Notes: * Covid19 variant XBB Data starting from year 2022

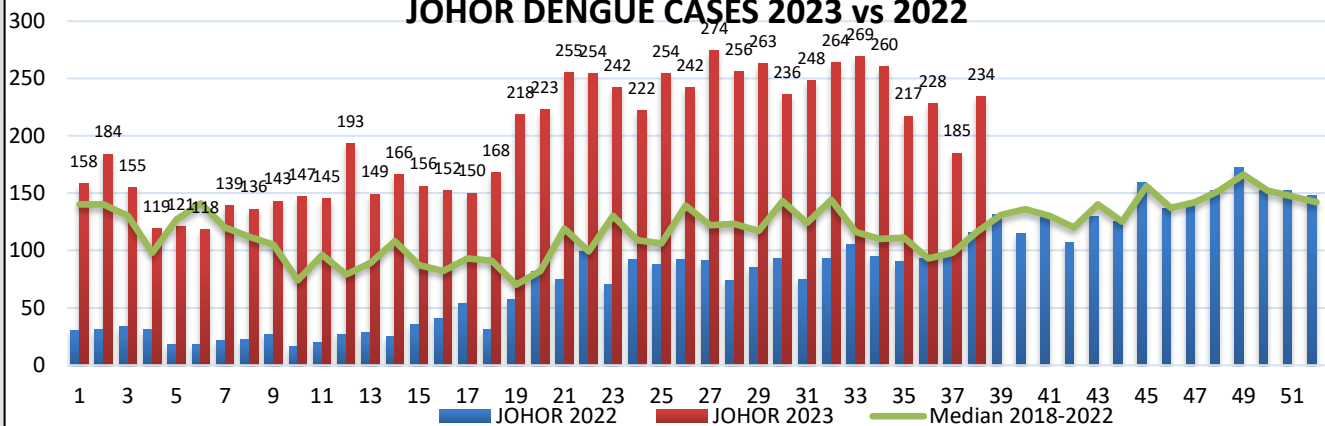
CUMULATIVE NOTIFIABLE COMMUNICABLE DISEASES UNTIL EW38

NO.	DISEASE	JB	KJ	MR	TG	BP	KG	SG	PN	KT	MG	JOHOR
1.	AVIAN INFLUENZA	0	0	0	0	0	0	0	0	0	0	0
2.	CHANCROID	0	0	0	0	0	0	0	0	0	0	0
3.	CHOLERA	0	0	0	0	0	0	0	0	0	0	0
4.	DENGUE FEVER	5642	671	140	123	218	283	172	68	187	39	7543
5.	CHIKUNGUNYA	7	0	0	0	0	0	0	0	0	0	7
6.	DIPHTHERIA	2	0	0	0	0	0	0	0	0	0	2
7.	DYSENTERY (All types)	2	1	1	2	2	3	0	0	0	2	13
8.	EBOLA	0	0	0	0	0	0	0	0	0	0	0
9.	FOOD POISONING	230	83	72	94	82	100	109	0	131	0	901
10.	GONOCOCCAL INFECTION (All forms)	125	17	5	3	37	12	10	12	9	1	231
11.	HAND, FOOT & MOUTH DISEASE (HFMD)	3165	672	562	741	967	880	587	343	885	100	8902
12.	HIV INFECTION (All forms)	364	24	17	13	51	45	35	18	34	16	617
13.	LEPROSY	1	0	0	0	2	0	0	4	2	0	9
14.	LEPTOSPIROSIS	43	12	9	5	7	21	46	37	25	3	208
15.	MALARIA	24	6	0	1	3	5	5	1	1	2	48
16.	MEASLES	10	2	4	0	2	3	0	2	6	1	30
17.	MERSCoV	0	0	0	0	0	0	0	0	0	0	0
18.	PLAGUE	0	0	0	0	0	0	0	0	0	0	0
19.	ACUTE POLIOMYELITIS	0	0	0	0	0	0	0	0	0	0	0
20.	RABIES	0	0	0	0	0	0	0	0	0	0	0
21.	RELAPSING FEVER	0	0	0	0	0	0	0	0	0	0	0
22.	SYPHILIS (All forms)	235	29	16	6	28	21	13	18	19	7	392
23.	TETANUS (Neonatorum / Adult)	0	0	0	0	0	0	0	0	0	0	0
24.	TUBERCULOSIS (All forms)	770	90	81	41	132	98	74	50	99	25	1460
25.	TYPHOID & PARATYPHOID FEVER	0	1	1	0	0	0	0	0	0	0	2
26.	TYPHUS & OTHER RICKETTSIOSSES	1	0	0	0	0	1	0	0	0	0	2
27.	VIRAL ENCEPHALITIS	2	1	0	0	0	0	0	0	0	0	3
28.	VIRAL HEPATITIS											
	a) Hepatitis A	0	0	0	0	1	0	0	0	0	0	1
	b) Hepatitis B	31	22	19	17	36	18	20	9	9	10	191
	c) Hepatitis C	340	22	33	76	32	100	27	14	60	15	719
	d) Other Hepatitis	0	0	0	0	0	0	0	0	0	0	0
29.	PERTUSSIS	7	1	3	4	2	2	0	0	2	0	21
30.	YELLOW FEVER	0	0	0	0	0	0	0	0	0	0	0
31.	ZIKA	0	0	0	0	0	0	0	0	0	0	0
32.	COVID-19	1814	274	96	21	204	363	23	117	204	11	3127
33.	COVID 19 VARIANT XBB*	272	41	61	14	35	25	3	16	24	1	492

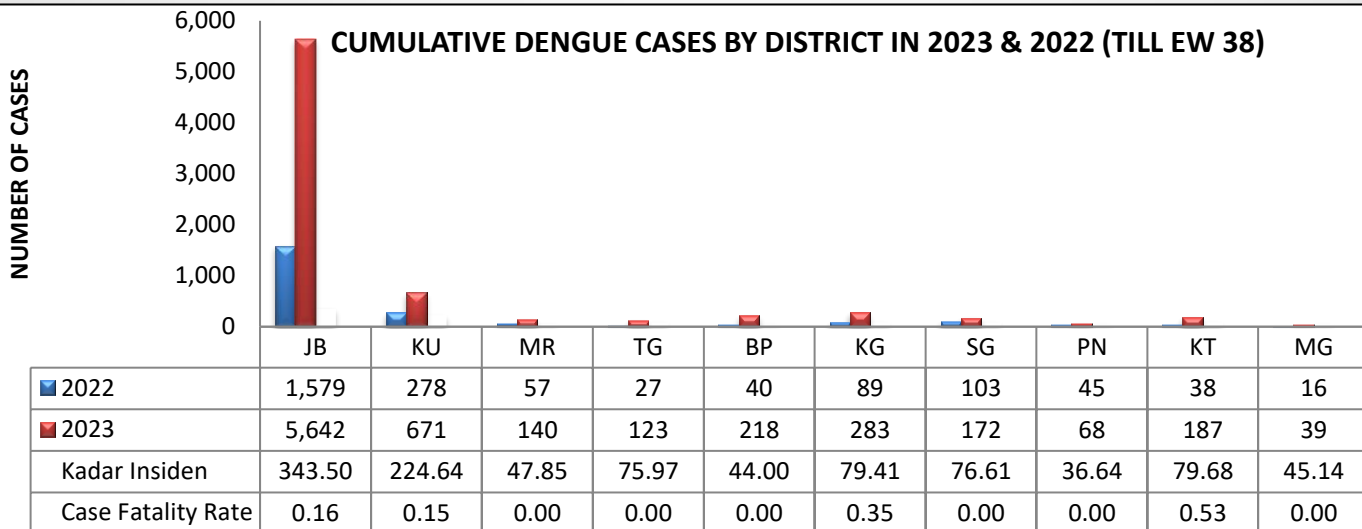
Notes: * Covid19 variant XBB Data starting from year 2022

DENGUE TREND AND OUTBREAK

JOHOR DENGUE CASES 2023 vs 2022



CUMULATIVE DENGUE CASES BY DISTRICT IN 2023 & 2022 (TILL EW 38)



CUMULATIVE VECTOR BORNE DISEASE IN JOHOR EW 38/2023

DISEASE	JB	KU	MR	TGK	BP	KLK	SGT	PTN	KT	MSG	JOH
MALARIA	24	6	0	1	3	5	5	1	1	2	48
DENGUE	5,642	671	140	123	218	283	172	68	187	39	7,543
FILARIASIS	0	0	0	1	0	1	0	0	0	5	7
CHIKUNGUNYA	7	0	0	0	0	0	0	0	0	0	7
J.E	0	0	0	0	0	0	0	0	0	0	0
TYPHUS	1	0	0	0	0	1	0	0	0	0	2
YELLOW FEVER	0	0	0	0	0	0	0	0	0	0	0
PLAGUE	0	0	0	0	0	0	0	0	0	0	0
ZIKA	0	0	0	0	0	0	0	0	0	0	0

EW 38 : Denggi (234 kes), Malaria (2 kes), Filariasis (0 kes), Typhus (0 kes)

LABORATORY SURVEILLANCE

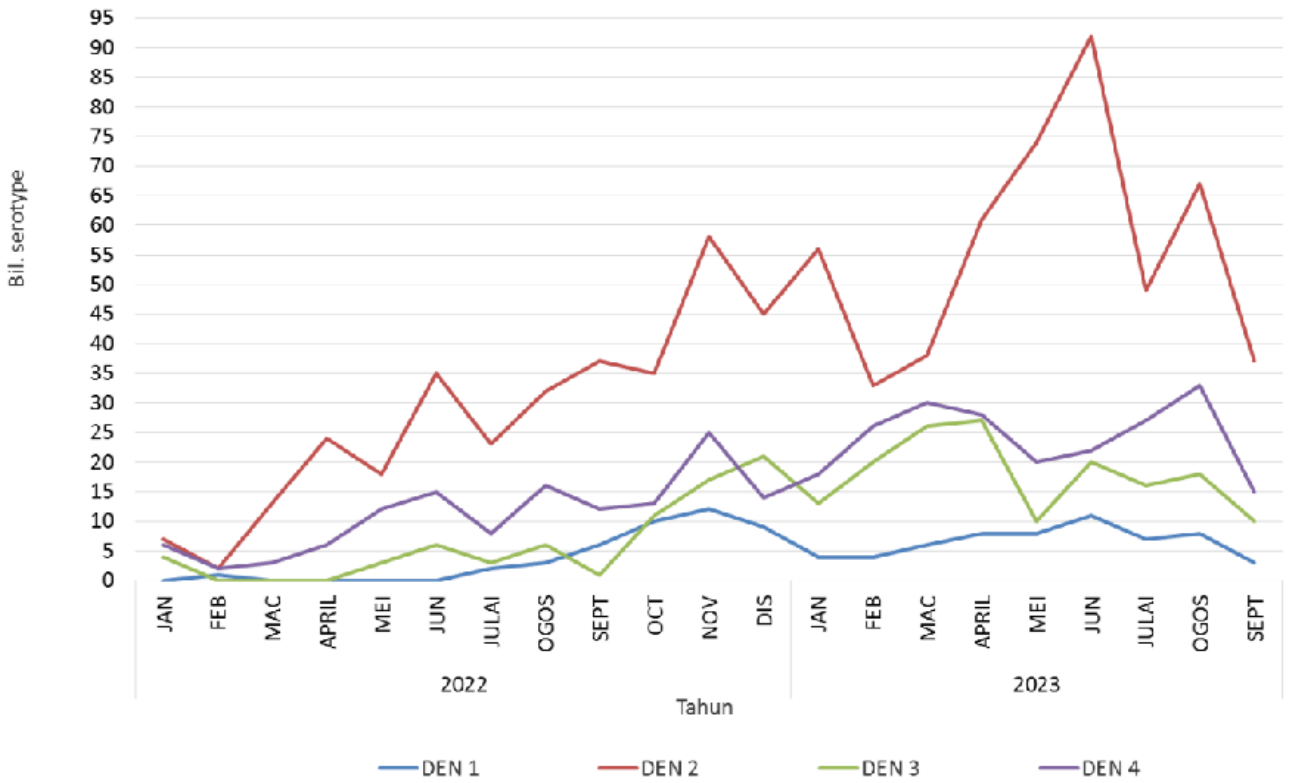
Dengue Virus Serotype Surveillance (DVSS) in Johor 2023 (Epid Week 38)

SENTINEL AREA	TARGET SAMPLE (WEEKLY)	TOTAL RECEIVED	qPCR DENGUE SEROTYPE RESULT						
			DEN 1	DEN 2	DEN 3	DEN 4	Mix DEN	ND*	PENDING
H. ENCHE BESAR HAJJAH KALSOM KLUANG	5	0	0	0	0	0	0	0	0
H. KOTA TINGGI	5	5	0	3	0	1	0	1	0
H. PAKAR SULTANAH FATIMAH	5	0	0	0	0	0	0	0	0
H. SEGAMAT	5	0	0	0	0	0	0	0	0
H. SULTAN ISMAIL	5	0	0	0	0	0	0	0	0
H. SULTANAH AMINAH	5	2	0	0	1	0	0	1	0
H. SULTANAH NORA ISMAIL	5	1	0	0	0	1	0	0	0
H. TEMENGGUNG SERI MAHARAJA TUN IBRAHIM	5	5	0	3	1	1	0	0	0
KK MAHMOODIAH	5	2	0	1	0	1	0	0	0
KK PASIR GUDANG	5	1	0	1	0	0	0	0	0
KK SULTAN ISMAIL	5	2	0	0	0	2	0	0	0
TOTAL	55	18	0	8	2	6	0	2	0
TOTAL DENGUE SEROTYPE POSITIVE	-	-	16				-	-	-

Dengue Virus Serotype Surveillance (DVSS) in Johor 2023 (Cumulative data until Epid Week 38)

SENTINEL AREA	TARGET SAMPLE (UNTIL EW 38)	TOTAL RECEIVED	qPCR DENGUE SEROTYPE RESULT						
			DEN 1	DEN 2	DEN 3	DEN 4	Mix DEN	ND*	PENDING
H. ENCHE BESAR HAJJAH KALSOM KLUANG	190	44	1	14	7	8	0	14	0
H. KOTA TINGGI	190	143	3	71	21	36	0	12	0
H. PAKAR SULTANAH FATIMAH	190	75	9	23	4	32	0	7	0
H. SEGAMAT	190	21	1	8	0	10	0	2	0
H. SULTAN ISMAIL	190	166	6	56	22	27	0	55	0
H. SULTANAH AMINAH	190	190	6	79	27	21	0	57	0
H. SULTANAH NORA ISMAIL	190	65	4	34	9	8	0	10	0
H. TEMENGGUNG SERI MAHARAJA TUN IBRAHIM	190	165	3	102	21	26	0	13	0
KK MAHMOODIAH	190	119	6	61	23	10	0	19	0
KK PASIR GUDANG	190	115	11	32	14	23	0	35	0
KK SULTAN ISMAIL	190	83	9	27	12	18	0	17	0
TOTAL	2090	1186	59	507	160	219	0	241	0
Percentage (%)	-	-	5.0%	42.7%	13.5%	18.5%	0	20.3%	0
Total Dengue Serotype Positive	-	-	945				-	-	-

DENGUE SEROTYPE IN JOHOR 2022 - 2023
(WK 38/2023)



CASE LIST OF HIV & AIDS (NAR) AND CHANCROID, GONORRHOEA, SYPHILIS & HEPATITIS C (E-NOTIFICATION) BY DISTRICT, JOHOR STATES FOR W01-W38 YEAR 2022 & YEAR 2023

DISTRICT OF	HIV	KHIV	HIV	KHIV	AIDS	K AIDS	AIDS	KAIDS	CHANCROID		GONORRHOEA		SYPHILIS		HEPATITIS C	
	W01-W38 2022	W01-W38 2022	W01-W38 2023	W01-W38 2023	W01-W38 2022	W01-W38 2022	W01-W38 2023	W01-W38 2023	W01-W38 2022	W01-W38 2022	W01-W38 2023	W01-W38 2023	W01-W38 2022	W01-W38 2022	W01-W38 2023	W01-W38 2023
JB	241	8	229	8	116	25	114	13	0	0	61	125	247	231	127	334
MR	16	0	12	0	5	3	5	0	0	0	2	5	4	16	36	33
BP	37	0	28	0	12	10	20	3	0	0	11	37	32	25	97	32
KLG	28	0	31	1	12	1	7	6	0	0	5	12	17	21	197	99
SGT	13	0	16	1	2	3	10	6	0	0	3	10	11	13	25	25
PTN	11	0	12	1	4	3	6	1	0	0	4	12	7	17	22	14
KT	12	1	20	0	8	2	11	3	0	0	6	9	11	18	42	44
MSG	6	0	8	1	5	2	6	1	0	0	1	1	7	6	8	13
TGK	4	2	6	1	1	3	5	1	0	0	1	3	3	6	31	60
KUL	17	0	15	0	11	0	9	0	0	0	5	16	17	28	6	17
JHR	385	11	377	13	176	52	193	34	0	0	99	230	356	381	591	671

NEW HIV RISK FACTORS BY DISTRICT, JOHOR STATES FOR EPID WEEK W01-W38 YEAR 2022 AND YEAR 2023

RISK FACTORS	HOMO/BISEKSUAL		HETEROSEXUAL		INTRAVENOUS DRUG USE (INVIDU)		VERTICAL		UNDETERMINE		NEEDLE STICK INJURY		BLANK		TOTAL	
	W01-W38 2022	W01-W38 2023	W01-W38 2022	W01-W38 2023	W01-W38 2022	W01-W38 2023	W01-W38 2022	W01-W38 2023	W01-W38 2022	W01-W38 2023	W01-W38 2022	W01-W38 2023	W01-W38 2022	W01-W38 2023	W01-W38 2022	W01-W38 2023
JB	140	124	91	88	3	8	0	1	7	0	0	0	0	8	241	229
MR	9	8	7	3	0	1	0	0	0	0	0	0	0	0	16	12
BP	17	19	18	9	1	0	0	0	1	0	0	0	0	0	37	28
KLG	12	14	13	11	0	4	0	0	0	2	0	0	0	0	25	31
SGT	6	10	7	5	3	0	0	0	0	0	0	0	0	1	16	16
PTN	5	8	6	2	0	2	0	0	0	0	0	0	0	0	11	12
KT	8	13	4	6	0	1	0	0	0	0	0	0	0	0	12	20
MSG	3	3	3	5	0	0	0	0	0	0	0	0	0	0	6	8
TGK	3	5	1	1	0	0	0	0	0	0	0	0	0	0	4	6
KUL	11	9	5	6	1	0	0	0	0	0	0	0	0	0	17	15
JHR	214	213	155	136	8	16	0	1	8	2	0	0	0	9	385	377
%	55.6	56.5	40.3	36.1	2.1	4.2	0.0	0.3	2.1	0.5	0.0	0.0	0.0	2.4	100.0	100.0

TUBERCULOSIS

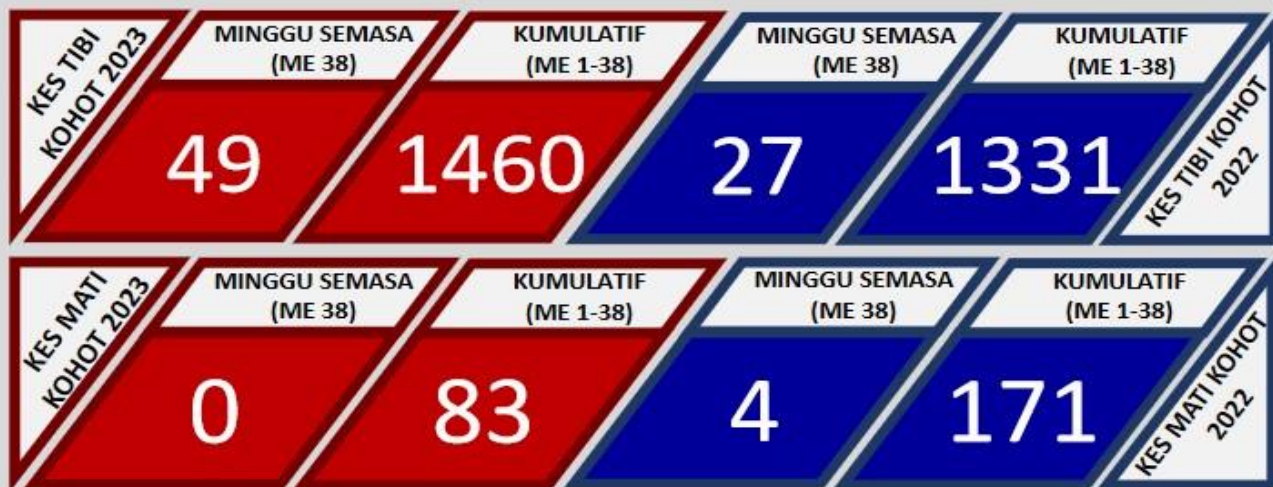


HASIL RAWATAN KES TIBI WARGANEGARA (ME 1-38 2023, N= 1070)



SASARAN KADAR SUKSES : $\geq 90\%$

DAERAH	MASIH DALAM RAWATAN	TERHENTI RAWATAN	MATI BELUM DIAUDIT	RR/ MDR/ XDR	KADAR SUKSES (%)
BATU PAHAT	1	3	0	0	88.3
JOHOR BAHRU	9	8	12	6	91.2
KLUANG	0	8	1	0	81.7
KOTA TINGGI	0	0	0	0	89.1
KULAI	0	0	0	0	92.2
TANGKAK	0	0	0	1	97.4
MERSING	0	0	0	0	93.8
MUAR	0	0	1	0	94.7
PONTIAN	0	0	1	0	95.0
SEGAMAT	0	1	1	0	93.3
JOHOR	10	20	16	7	90.7



PENCAPAIAN PEMERIKSAAN KONTAK BAGI KOHOT JAN-SEP 2023 (SASARAN 1: 10)

BP	JB	KG	KT	KU	MG	MR	PN	SG	TG	JOHOR
1:7	1:6	1:8	1:10	1:8	1:7	1:14	1:5	1:7	1:4	1:7

DATA SEHINGGA ME 38 (23/09/2023) MUAT TURUN PADA (25/09/2023)

JABATAN KESIHATAN NEGERI JOHOR



DISEASES OUTBREAK

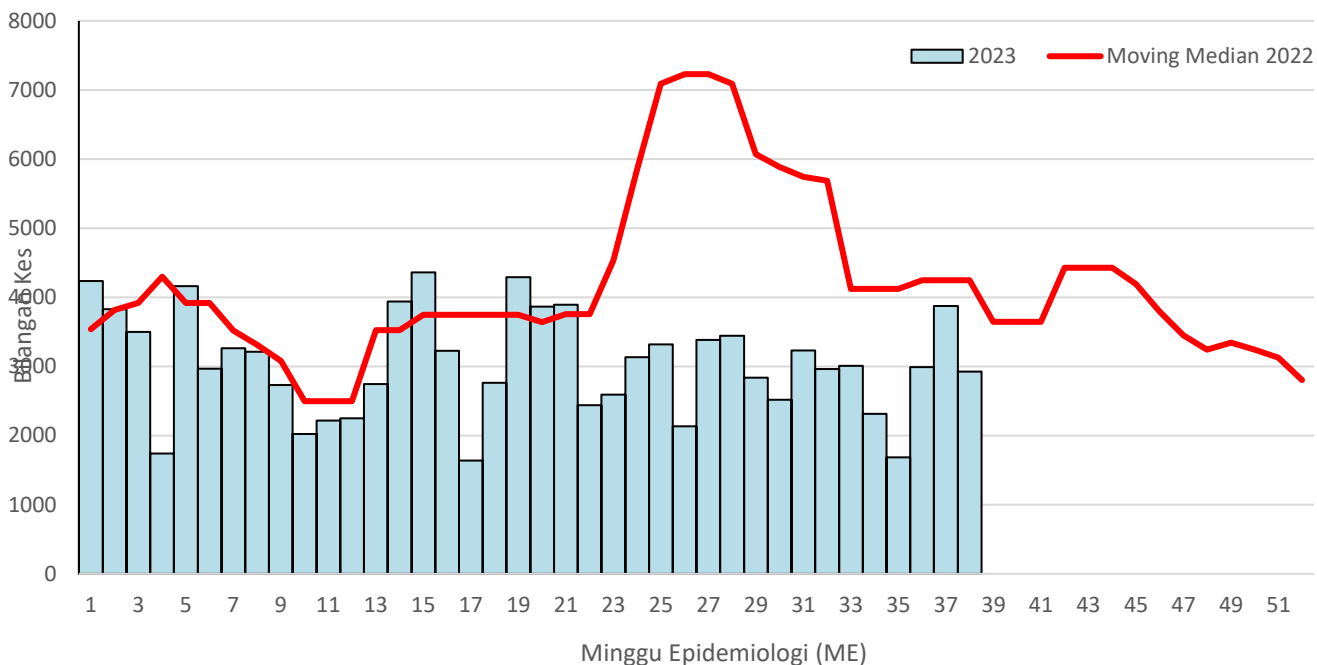
CLUSTER / OUTBREAK BY DISTRICT ON EW 38/2023

NO.	DISTRICT	LOCALITY	DISEASE/EVENT
1	KULAI	SEK MEN PEND KHAS VOKESIONAL INDAH PURA	FOOD POISONING
2	TANGKAK	PUSAT JAGAAN WARGA EMAS NUR EHSAN	SCABIES
3	MUAR	TADIKA ABIM AL HIDAYAH	HFMD
4	JOHOR BAHRU	TASKA AL BAGHDADI PLAYTIME	HFMD
5	JOHOR BAHRU	NURSERY HIDAYAH	ROTAVIRUS
6	KOTA TINGGI	PUSAT PEMULIHAN PENAGIHAN NARKOTIK	SCABIES
7	MUAR	TASKA LITTLE SMARTCARE	ROTAVIRUS
8	MUAR	TAMAN SRI GEMILANG	PERTUSIS
9	JOHOR BAHRU	TASKA ERNIZAN	HFMD
10	KULAI	ASRAMA SEKOLAH MENENGAH KEBANGSAAN BANDAR PUTRA	SCABIES
11	BATU PAHAT	TADIKA PASTI SITI KHADIJAH	HFMD

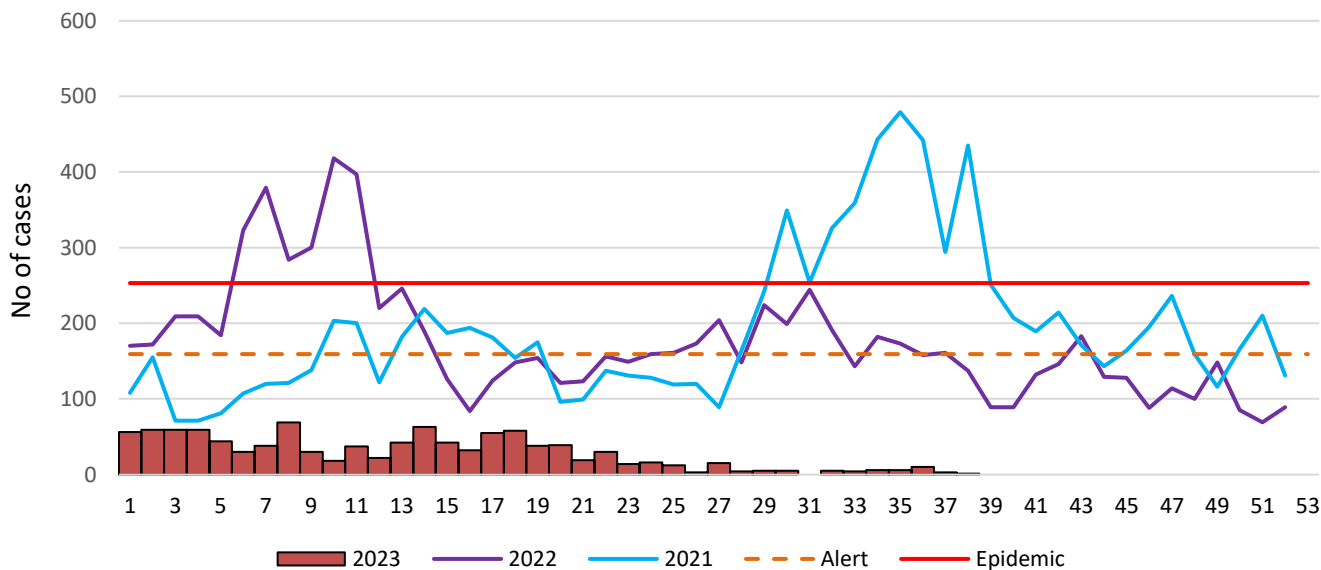
CUMULATIVE CLUSTER / OUTBREAK BY DISTRICT EW 38/2023

NO.	DISEASES	JB	KJ	MR	TG	BP	KG	SG	PN	KT	MG	JOHOR
1.	FOOD POISONING	5	2	2	4	5	4	2	0	3	0	27
2.	DIPHTHERIA	1	0	0	0	0	0	0	0	0	0	1
3.	CHICKEN POX	9	3	1	0	1	1	0	1	1	1	18
4.	HFMD	66	12	11	8	22	17	4	6	19	1	167
5.	LEPTOSPIROSIS	0	0	0	0	0	2	0	0	0	0	2
6.	SCABIES	1	1	0	3	0	0	1	0	1	1	8
7.	AGE	1	0	0	0	1	0	0	0	0	0	2
8.	MUMPS	0	0	0	0	0	0	0	0	0	0	0
9.	MEASLES	1	0	0	0	0	0	0	0	1	0	2
10.	ILI	0	0	0	1	0	0	0	0	0	0	1
11.	TUBERCULOSIS	1	0	2	0	0	0	1	0	0	0	4
12.	INFLUENZA	14	3	4	1	0	2	0	0	0	0	24
13.	CONJUNCTIVITIS	6	2	8	6	12	7	2	4	5	2	53
14.	URTI	0	0	0	2	0	0	0	0	0	0	2
15.	TYPHIOD	0	0	0	0	0	0	0	0	0	0	0
16.	DENGUE	867	40	5	1	14	22	3	0	5	2	959
17.	CHIKUGUNYA	1	0	0	0	0	0	0	0	0	0	1
18.	ROTAVIRUS	1	0	1	0	0	0	0	0	0	0	2
19.	PERTUSIS	1	0	1	0	1	0	0	0	0	0	3

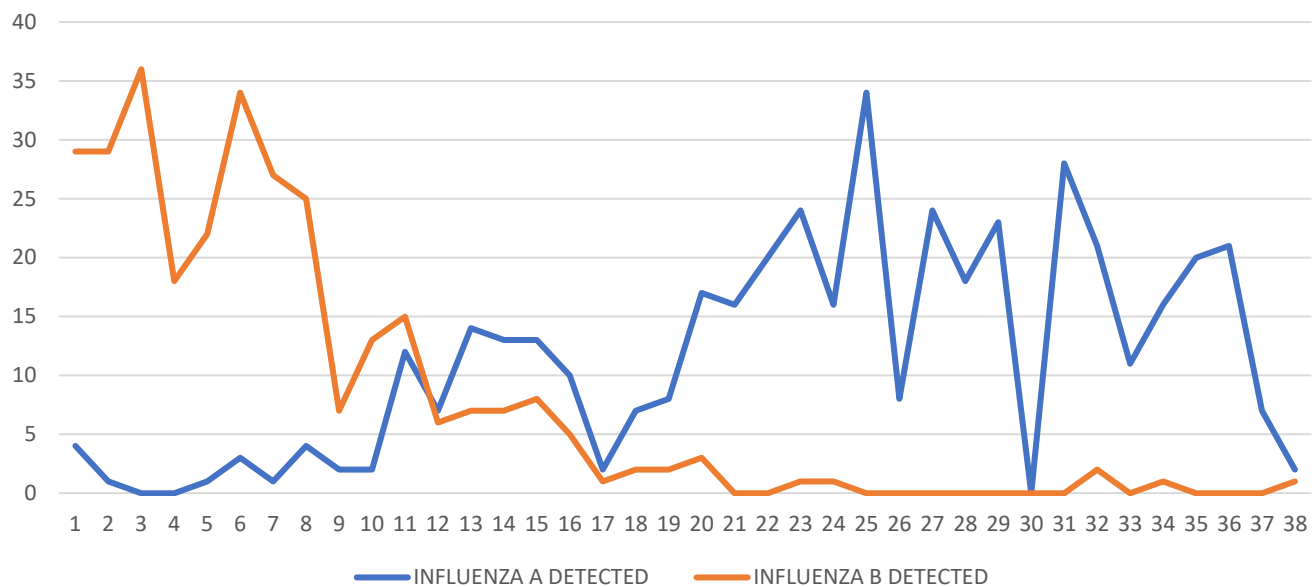
SURVELAN ILI DI KLINIK KESIHATAN NEGERI JOHOR TAHUN 2023



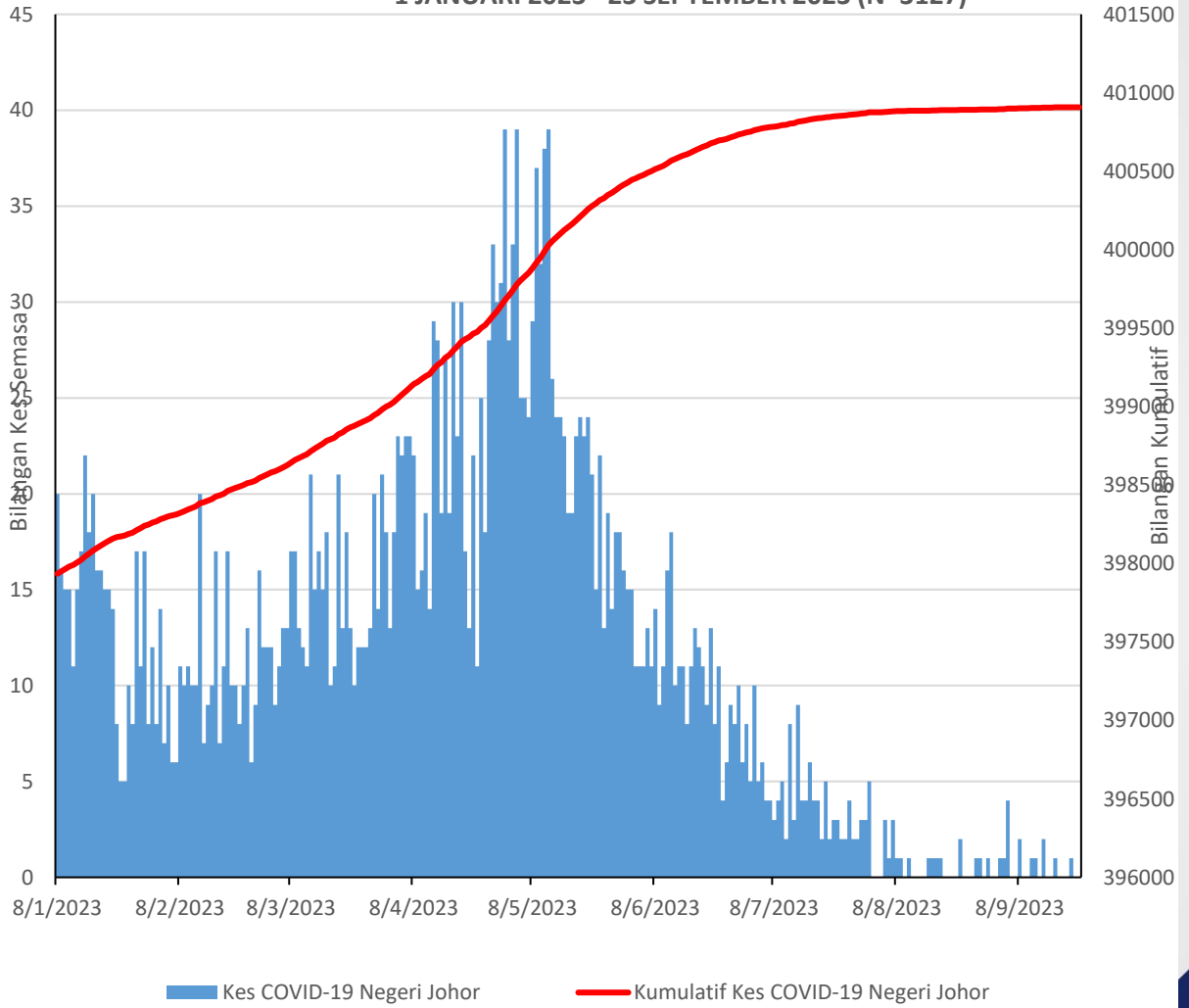
SENTINAL SURVEILLANCE OF SARI IN HOSPITAL SULTANAH AMINAH JOHOR BAHRU 2021-2023



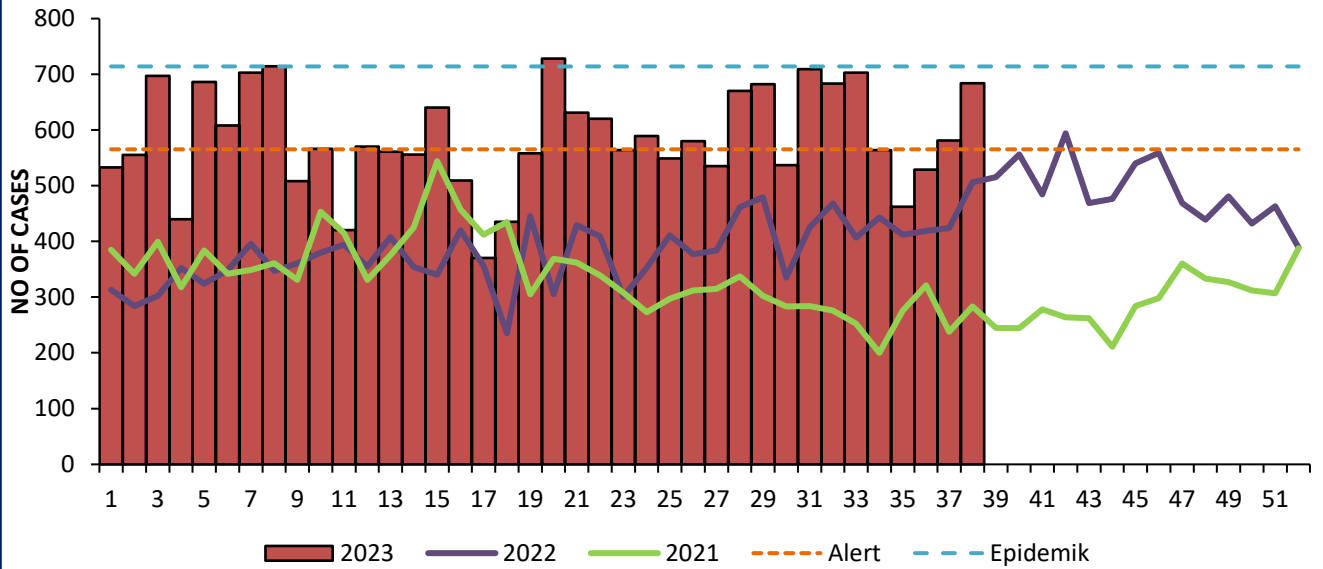
Tren Influenza A dan B di Klinik Sentinel Negeri Johor - 2023



KES COVID-19 NEGERI JOHOR MENGIKUT TARIKH LAPORAN DARI
1 JANUARI 2023 - 23 SEPTEMBER 2023 (N=3127)

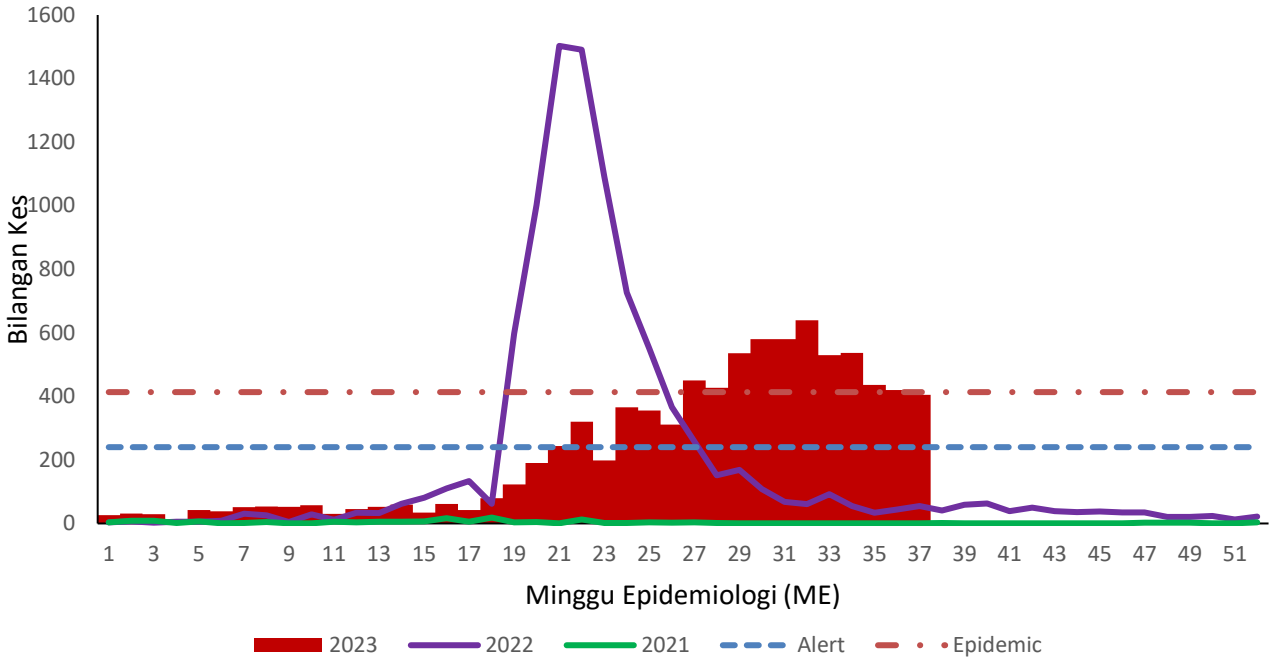


AGE JOHOR 2021-2023

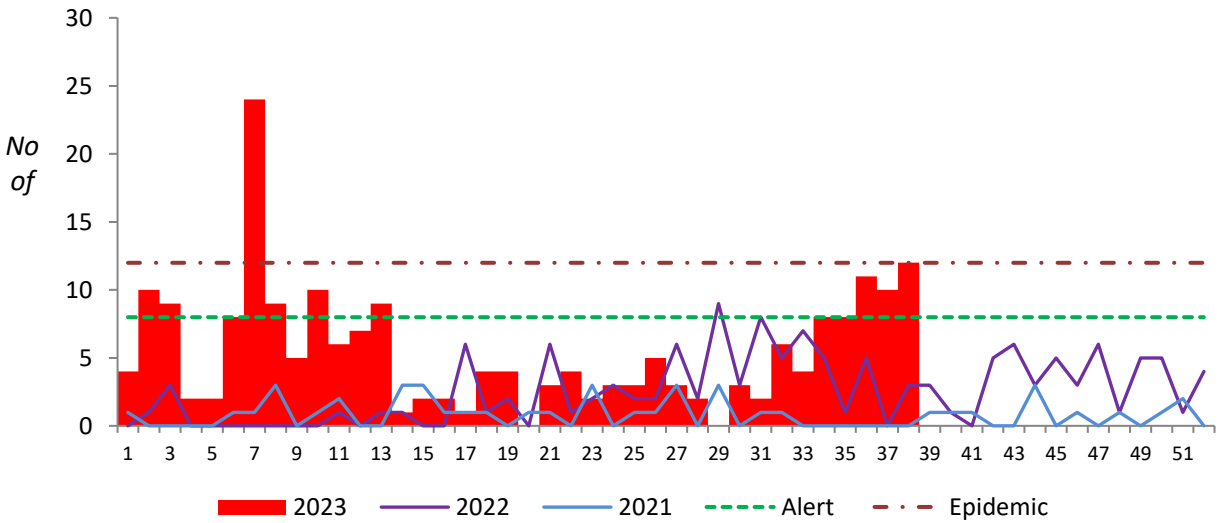


NO.	DOG BITE SURVEILLANCE	AUG 2022	AUG 2023	CUMULATIVE UNTIL AUG 2022	CUMULATIVE UNTIL AUG 2023
1.	No. of cases reported	8	10	41	72
2.	No. of cases received outpatient treatment	8	10	40	71
3.	No. of cases received rabiest vaccine outpatient	0	2	1	4
4.	No. of cases on Rabies follow-up (PEP)	0	0	0	2
5.	No. of cases completed follow-up (PEP)	0	0	0	2
6.	No. of cases admitted	0	0	1	1
7.	No. of sample taken for Rabies test	0	0	0	0
8.	No. of case positive Rabies	0	0	0	0
9.	No. of bite died of Rabies	0	0	0	0
10.	No. of dog involved in bite cases	6	10	36	63
11.	No. of other animals involved in bite cases	2	0	5	9

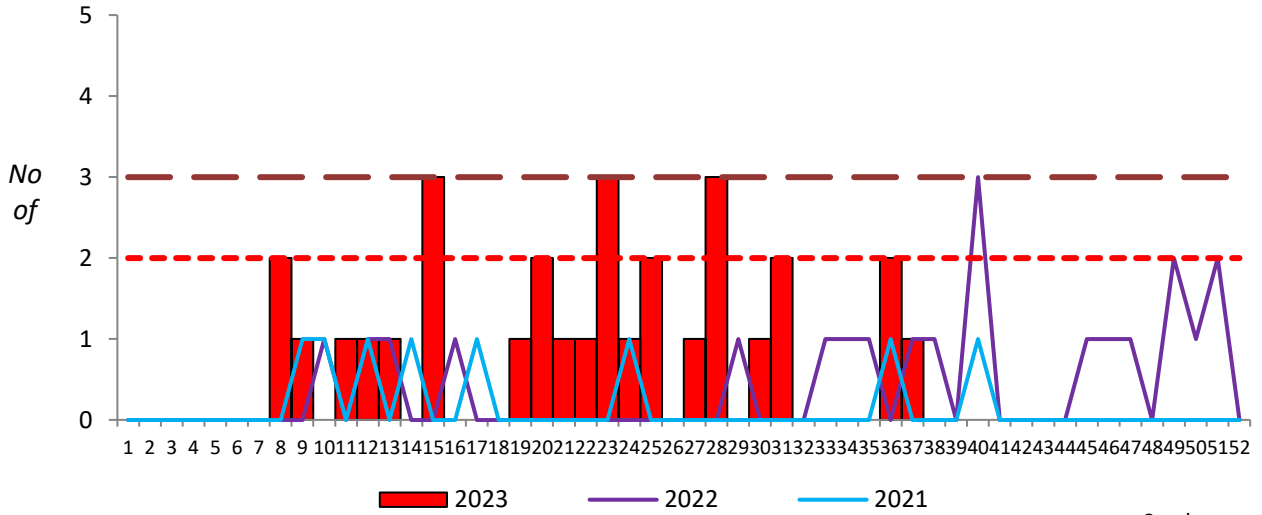
HFMD JOHOR 2021-2023



LEPTOSPIROSIS JOHOR



MEASLES (LAB CONFIRMED/CLINICAL/EPID LINK) JOHOR 2021 - 2023



Sumber:



POLIO

SOALAN LAZIM PENYAKIT POLIO



Pembacaan lanjut

Cara Mencegah Penyakit Polio

Cara terbaik mencegah penyakit polio adalah dengan mendapatkan **vaksin polio** yang lengkap. Vaksin polio diberi kepada bayi dan kanak-kanak yang berumur 2, 3, 5 dan 18 bulan. Orang ramai juga dinasihatkan menjaga kebersihan diri dan persekitaran.



Terbitan:
Kementerian Kesihatan Malaysia



TALIAN HOTLINE CPRC
Tel : 03-88810200
Tel : 03-88810600
EMAIL : cprc@moh.gov.my



POLIO

V.2

SOALAN LAZIM PENYAKIT POLIO



Pembacaan lanjut

Kementerian Kesihatan Malaysia (KKM) ingin menasihatkan orang ramai untuk:

1. Memastikan anak-anak mendapat **vaksinasi Polio yang lengkap** mengikut jadual yang telah ditetapkan.
2. **Membawa kanak-kanak yang cicir imunisasi** ke fasiliti kesihatan yang terdekat.
3. Mendapatkan **rawatan segera** di fasiliti kesihatan yang terdekat sekiranya mengalami gejala *Acute Flaccid Paralysis (AFP)*.
4. Sentiasa mengamalkan **tahap kebersihan diri yang tinggi** seperti kerap mencuci tangan dengan menggunakan air dan sabun atau bahan pencuci tangan (*hand sanitiser*), terutamanya selepas keluar dari tandas dan selepas menukar lampin serta menjaga kebersihan persekitaran.
5. Menyediakan makanan secara bersih dan selamat termasuk **membasuh** ulam-ulaman atau sayur-sayuran yang dimakan mentah dengan air bersih, **minum air yang telah dimasak** serta **memilih premis** makanan yang **bersih**.
6. Mendapatkan maklumat terkini berkaitan penyakit Polio dari laman sesawang **<https://www.infosihat.gov.my>**, **hotline: 0388810200/ 0388810600**, **email: cprc@moh.gov.my**

Terbitan:
Kementerian Kesihatan Malaysia



TALIAN HOTLINE CPRC
Tel : 03-88810200
Tel : 03-88810600
EMAIL : cprc@moh.gov.my

Acronym

AGE: Acute gastroenteritis infection	KPPK: Ketua Penolong Pengarah Kanan
AIDS: Acquired immune deficiency syndrome	KT: Kota Tinggi
BP: Batu Pahat	MG: Mersing
CDC: Communicable Disease Control	MR: Muar
EW: Epidemiological Week	PN: Pontian
HIV: Human immunodeficiency virus	PUI: Person under investigation
ILI: Influenza like illness	SARI: Severe acute respiratory illness
JB: Johor Bahru	SG: Segamat
KG: Kluang	TG: Tangkak
KK: Klinik Kesihatan	

Advisor

Dr Siti Khatijah Binti Abdul Rahim

Editorial Board

Dr Shahril Azian Bin Hj Masrom
Dr Bala Murali a/l Sundram
Dr Hjh Hazlin Binti Abu Bakar
Dr Faridah Binti Hj.Ali
Dr Lily Rafidah Binti Mohamed Zaki
Dr Yusmah Binti Muhamad

Editorial Staff

Dr Siti Umairah Binti Muhadi
Pn. Lim Cheau Ju
Dr. Nabihah Farhana binti Ismail
Pn. Nor Elliza Binti Othman
En. K. Francis Kewagu
En. Ramizam Bin Harun
En.Rodzi Iswan Bin Ramin
Pn. Nurul Hanida Bt Mohd Noh
En.Muhammad Hazim Bin Ismail
Cik Ng Pei Shan

Communicable Disease Control & Surveillance Unit
Johor Health Department (Public Health Division)
Jalan Pesiaran Permai, 81300 Johor Bahru
Tel: 07-2356136 Fax: 07-2356221
cprcjkj@moh.gov.my cdcsurvjhr@moh.gov.my